DSG Commercial

R-32 Standard Efficiency Gas/Electric Direct-Drive Packaged Rooftop Unit

DSG Commercial

15-25 Ton DSG Light Commercial

15-20 TON - 10.8 EER/14 IEER

25 TON - 9.8 EER/13 IEER

*Complete warranty details available from your local distributor or manufacturer's representative or at www.daikincomfort.com or www.daikinac.com

Supersedes 08/24

Our Perfect Package:

Harnessing energy-efficient performance, proven technology, and enhanced comfort for life.

Since becoming the first company in Japan to manufacture packaged air conditioning systems, in 1951, Daikin has supported comfortable indoor living based on the strengths and technologies that have led to the growth of the company becoming one of the world's largest manufacturers of HVAC products, systems and refrigerants.

Today, as a comprehensive global manufacturer of HVAC products and systems, the Daikin brand is committed to being recognized as a truly global and excellent company capable of continually creating new value for its customers. The company plans to pursue sustainable growth and foster business operations that consistently harmonize with the goals of improving indoor comfort.

The group philosophy of the company includes:

- Creating new value continuously for customers
- Developing world leading energy-saving technology
- Being a flexible and dynamic organization
- Allowing employees to be the driving force for the success of the company
- Fostering an atmosphere of best practices, boldness, and innovation
- Thinking and acting globally

Contents

2	**Introduction**	2
4	**Nomenclature**	4
5	**Features and Benefits**	5
	Applications	8
	Serviceability	8
9	**Product Specifications**	9
	Coil Dimensions	15
	AHRI Ratings	15
	Sound Data	15
16	**Dimensional Data**	16
17	**Expanded Cooling Data**	17
23	**Airflow Data**	23
68	**Electrical Data**	68
70	**Wiring Diagrams**	70
80	**Electrical Connections**	80
	Unit Clearances	80
81	**Installation**	81
	Weights	82

For details on accessories refer to document **PM-LC-ACCESSORIES**

Nomenclature

D	S	G	120	3	S	400	C	A	A	X	X	X	X	X	X	X	X	A	*
1	2	3	4,5,6	7	8	9,10,11	12	13	14	15	16	17	18	19	20	21	22	23	24

Revision Levels

Major & Minor

Brand

D Daikin

Configuration

S R 32 Standard Efficiency
H R 32 High Efficiency

Application

C Cooling
G Gas Heat
H Heat Pump

Nominal Cooling Capacity

036	3 Tons	090	7½ Tons	180	15 Tons
048	4 Tons	102	8½ Tons	240	20 Tons
060	5 Tons	120	10 Tons	300	25 Tons
072	6 Tons	150	12½ tons		

X No Options

Voltage

1	208-230/1/60	4	460/3/60
3	208-230/3/60	7	575/3/60

PE Connection

X No Options
B Single point power connection for Power Exhaust

Supply Fan/Drive Type/Motor

D Direct Drive - Standard Static
L Direct Drive -Medium Static
W Direct Drive - High Static

IAQ

X No Options

Nominal Heating Capacity

Gas/Electric		A/C H/P Factory-Installed Electric Heat	
045	45,000 BTU/h	XXX	No Heat
060	60,000 BTU/h	005	5kW
070	70,000 BTU/h	010	10 kW
080	80,000 BTU/h	015	15 kW
090	90,000 BTU/h	020	20 kW
100	100,000 BTU/h	030	30 kW
115	115,000 BTU/h	045	45 kW
125	125,000 BTU/h	060	60 kW
130	130,000 BTU/h	075	75kW
140	140,000 BTU/h		
150	150,000 BTU/h	**Electric Heat w/ SCR controls**	
180	180,000 BTU/h	S05	5kW
210	210,000 BTU/h	S10	10 kW
225	225,000 BTU/h	S15	15 kW
240	240,000 BTU/h	S16	15 kW
260	260,000 BTU/h	S18	18 kW
350	350,000 BTU/h	S20	20 kW
360	360,000 BTU/h	S21	20 kW
400	400,000 BTU/h		
480	480,000 BTU/h		

S22	20 kW
S25	25 kW
S30	30 kW
S31	30 kW
S45	45 kW
S46	45 kW
S60	60 kW
S75	75kW

See product specifications for heat size(s) available for each capacity.

Service Options

X No Option
A Powered convenience outlet
B Non-powered convenience outlet
C Hinge Panels
D Hinged Panels and Powered convenience outlet
E Hinged Panels and non-powered convenience outlet

Refrigeration Systems

A Single stage cooling modes
C Two stage cooling modes
F Two stage cooling modes with Hot Gas Reheat and Low-ambient control
G Single stage cooling mode with Low-ambient controller
H Two stage cooling mode with Low-ambient controller

Electrical

X No Options
A Non-Fused Disconnect
B Phase Monitor
C Thru-the-base connections
E Non-Fused Disconnect and Phase Monitor
F Non-Fused Disconnect and Thru-the-base connectons
H Phase Monitor and Thru-the-base connections
L Non-Fused Disconnect, Thru-the-base connectons and Phase Monitor

Heat Exchanger

X No options
A Standard Aluminized Exchanger
S Stainless Steel Exchanger
U Ultra Low No_x

Economizer

X No Options
A Ultra Low-Leak Downflow Economizer w/ Enthalpy Sensor
C Ultra Low-Leak Internal Horizontal Economizer w/ Enthalpy Sensor
E Ultra Low-Leak Downflow Economizer for DDC controls w/ Enthalpy Sensor
F Ultra Low-Leak Horizontal Economizer for DDC controls w/ Enthalpy Sensor
G Ultra Low-Leak Downflow Economizer w/ Dry Bulb Sensor
J Ultra Low-Leak Internal Horizontal Economizer w/ Dry Bulb Sensor
L Ultra Low-Leak Downflow Economizer for DDC controls w/ Dry Bulb Sensor
M Ultra Low-Leak Horizontal Economizer for DDC controls w/ Dry Bulb Sensor

Coils, Hail guard

X No Options
C Hail Guard

Controls

A Electromechanical controls
B DDC w/ BACnet interface

Sensors

D R32 Sensor
E RA Smoke Detector
F SA Smoke Detector
G RA & SA Smoke Detector

G/E Stocking Models

New Daikin 15 – 25 Ton

Model Number	Code String	Model Number	Code String	Model Number	Code String
DSG1803DL00001S	DSG1803D260CAAXXXXXXXXAA	DSG2403DL00001S	DSG2403D260CAAXXXXXXXXAA	DSG3003DL00001S	DSG3003D260CAAXXXXXXXXAA
DSG1803DM00001S	DSG1803D360CAAXXXXXXXXAA	DSG2403DM00001S	DSG2403D360CAAXXXXXXXXAA	DSG3003DM00001S	DSG3003D360CAAXXXXXXXXAA
DSG1803DH00001S	DSG1803D400CAAXXXXXXXXAA	DSG2403DH00001S	DSG2403D400CAAXXXXXXXXAA	DSG3003DH00001S	DSG3003D400CAAXXXXXXXXAA
DSG1804DL00001S	DSG1804D260CAAXXXXXXXXAA	DSG2404DL00001S	DSG2404D260CAAXXXXXXXXAA	DSG3004DL00001S	DSG3004D260CAAXXXXXXXXAA
DSG1804DM00001S	DSG1804D360CAAXXXXXXXXAA	DSG2404DM00001S	DSG2404D360CAAXXXXXXXXAA	DSG3004DM00001S	DSG3004D360CAAXXXXXXXXAA
DSG1804DH00001S	DSG1804D400CAAXXXXXXXXAA	DSG2404DH00001S	DSG2404D400CAAXXXXXXXXAA	DSG3004DH00001S	DSG3004D400CAAXXXXXXXXAA
DSG1807DL00001S	DSG1807D260CAAXXXXXXXXAA	DSG2407DL00001S	DSG2407D260CAAXXXXXXXXAA	DSG3007DL00001S	DSG3007D260CAAXXXXXXXXAA
DSG1807DM00001S	DSG1807D360CAAXXXXXXXXAA	DSG2407DM00001S	DSG2407D360CAAXXXXXXXXAA	DSG3007DM00001S	DSG3007D360CAAXXXXXXXXAA
DSG1807DH00001S	DSG1807D400CAAXXXXXXXXAA	DSG2407DH00001S	DSG2407D400CAAXXXXXXXXAA	DSG3007DH00001S	DSG3007D400CAAXXXXXXXXAA

Daikin Packaged Rooftop Units (RTUs) are built to perform, with features and options that help provide low installation and operation costs, superior indoor air quality, efficient operation, and longevity.

Installation

Daikin Packaged Units are designed with fast and easy installation in mind for both new construction and retrofit.

Cabinet Construction

Daikin packaged rooftop units are made with high quality galvanized steel with a powder-paint finish to provide higher corrosion resistance.

» Unit fully insulated to prevent sweating and thermal losses, using our foil face fiberglass insulation which also omits exposed filter fibers into the airstream.

» The full perimeter base rail is built using heavy gauge galvanized steel for a stronger structural installation. The base rails are a minimum of 3 ½" tall and include holes to allow for overhead rigging and lifting with forklifts.

» Electrical lines and gas lines can be brought through the base of the unit or through the horizontal knockout for easy installation and accessibility on the field

Compressor

High performance, low noise scroll compressors with stage control to match the required total load for efficient part load control.

» Resiliently factory-mounted on rubber grommets for vibration isolation.

» Refrigeration circuit includes both high and low pressure safety switches.

» Unit is factory charged with environmentally friendly Low GWP R-32 refrigerant.

» Two single-stage scroll compressors individuality circuited for partial load applications.

» Compressor location outside the condenser section to avoid air bypass.

» Crankcase heaters and external thermal overload protection are also provided for compressor durability.

Supply Fan

Supply fan will be 2 direct-drive motors.

» Ball bearing Direct-Drive EEM motor removes the need for belts, sheaves, bearings and lubrication. Slide out forward curb fan for easy maintenance and replacement.

» High-static drive options for applications with high airflow/ static requirements.

» Each fan assembly is dynamically trim balanced at the factory before shipment for quick start-up and efficient operation.

» Motor with thermal overload is provided for long lasting operation.

Coils

All units use large face area outdoor coils. These coils are constructed with seamless copper tubes, mechanically bonded into aluminum plate-type fins with full drawn collars to completely cover the tubes for high operating efficiencies.

» Coils are factory pressure tested to ensure pressure and leak integrity.

» Coils include a Thermal Expansion Valve per circuit, high- and low-pressure switches, service ports and high capacity filter drier.

» Microchannel heat exchanger technology on all condenser coils for improved performance and reduced refrigerant load.

» All units use large face area outdoor coils.

» Copper tube / aluminum fin coils on evaporator.

Controls and Wiring

Packaged rooftop units come equipped with a well-organized, large, easy to use, weatherproof internal control box with easy access, for a better user experience.

- Units are factory-wired with color-coded wires and complete 24-volt electromechanical controls package.
- Units include single-point power entry as standard
- Terminal strips are provided as standard for easy installation and field power wiring.

Filtration

Unit provides a draw-through filter section as standard for better air quality and long lasting component maintenance.

- Filters installed on the units are standard off the shelf sizes for easy replacement.
- One size filter per unit for low maintenance cost and easy replacement.
- 2" deep filters standard on all units with option for up to 4" on large chassis (15 tons and over).

Heating Section

Wide range of natural gas and electric heat selections effectively handle most comfort heating demand from morning warm-up control to full heat, all available with Daikin's Wrinkle Bend heat exchanger technology.

Gas Furnace

ETL certified heating modules provide a custom match to specific design requirement.

- Wrinkle Bend Technology available on all Daikin gas heat exchangers. The Wrinkle Bend Technology reduces the manufacturing stress that leads to defects and pinholes in the tubes at the same time as it increases the gas turbulence to amplify the heat transfer.
- Two-stage capability for varying heating loads requirements.
- All 3-Phase models have a minimum 80% T.E. (Thermal Efficiency)
- User has the flexibility to order heat exchanger tubes with 20 Gauge, G160, aluminized steel or stainless steel to meet your application needs.
- The furnace has a tubular design with in-shot gas burner manifold and is installed downstream of the supply fan.
- The module contains an induced draft fan that will maintain a negative pressure in the heat exchanger tubes for the removal of the flue gases to protect indoor air quality.
- All gas fired units provides flame roll out safety and high limit temperature protection for reliable operation..
- Induced draft fan includes an airflow safety switch to prevent heating operation in the event of no airflow for occupant safety.
- All burner assemblies are factory tested and adjusted prior to shipment.
- Heating control is fully integrated into the unit's control system for quick start-up and reliable control.
- Optional field installed LP kits are available for staged heating modules as well as high altitude kits.

Electrical

Units are completely wired and tested at the factory to provide faster commissioning and start-up.

- Wiring complies with NEC requirements and all applicable UL standards.
- For ease of use, wiring and electrical components are number coded and labeled according to the electrical diagram.
- A 115 V GFI convenience outlet requiring independent power supply for the receptacle is optional.
- An optional unit powered 20 amp 115 V convenience outlet, complete with factory mounted transformer, disconnect switch, and primary and secondary overload protection, eliminates the need to pull a separate 115 V power source.
- Supply air fan, compressor, and condenser fan motor branch circuits have individual short circuit protection. Unit includes knockouts in the bottom of the main control panels for field wiring entrance.
- A single-point power connection with power block is standard and a terminal strip is provided for connecting low voltage control wiring.
- For better serviceability an optional non-fused disconnect switch is mounted inside the control panel and operated by an externally mounted handle to disconnect the electrical power at the unit.

DAIKIN

Applications

Daikin Rooftop units are intended for comfort cooling applications in normal heating, ventilating, and air conditioning. Consult your local Daikin sales representative for applications involving operations at high ambient temperatures, high altitudes, non-cataloged voltages, or for job-specific unit selections that fall outside of the range of the catalog tables.

For proper operation, units should be rigged in accordance with instructions stated on the installation manual. Fire dampers, if required, must be installed in the ductwork according to local and/or state codes. No space is allowed for these dampers in the unit.

Follow factory check, test and start procedures explicitly to achieve satisfactory start-up and operation.

Most rooftop applications take advantage of the significant energy savings provided with economizer operation. When an economizer system is used, mechanical refrigeration is typically not required below an ambient temperature of 50°F on most cases.

Serviceability

Daikin packaged rooftop units are built with serviceability in mind, designed to make future maintenance and service on the unit easy and accessible..

- Our packaged rooftop units offer a slide out blower to facilitate the access and removal of the fan.
- Independent compressor outside of the air bypass to eliminate component blockage and provide easy access.
- Color coded and continuously marked wire to identify point-to-point component connections.
- Condenser clean out from inside-out.
- Easy access to gas valves and control panel.

	DSG1803DL00001S	DSG1803DM00001S	DSG1803DH00001S	DSG1804DL00001S	DSG1804DM00001S
COOLING CAPACITY					
Total BTU/H	172,000	172,000	172,000	172,000	172,000
EER	10.8	10.8	10.8	10.8	10.8
IEER	14	14	14	14	14
AHRI Reference #	215894117	215894117	215894117	215894117	215894117
HEATING CAPACITY					
Heat Range	Low	Medium	High	Low	Medium
No. of Burners	6	8	8	6	8
High Stage Input / Output (KBTU/H)	260 / 210.6	360 / 291.6	400 / 324	260 / 210.6	360 / 291.6
Low Stage Input / Output (KBTU/H)	195 / 157.95	270 / 218.7	300 / 243	195 / 157.95	270 / 218.7
Thermal Efficiency (T.E.)	81%	81%	81%	81%	81%
Annual Fuel Utilization Efficiency (AFUE)	N/A	N/A	N/A	N/A	N/A
High Stage Temperature Rise Range (°F)	25-55	25-55	25-55	25-55	25-55
Low Stage Temperature Rise Range (°F)	15-45	15-45	15-45	15-45	15-45
EVAPORATOR MOTOR / RTPF (ROUND TUBE PLATE FIN)					
Motor Type	Direct Drive	Direct Drive	Direct Drive	Direct Drive	Direct Drive
External Static Pressure (ESP)	Standard	Standard	Standard	Standard	Standard
Wheel Dia. X Width	15 x 15	15 x 15	15 x 15	15 x 15	15 x 15
Indoor Nominal CFM	5000	5000	5000	5000	5000
RPM	300-1600	300-1600	300-1600	300-1600	300-1600
Indoor Horsepower	3.5	3.5	3.5	3.5	3.5
Filter Size (in)	20 X 20 X 2 (8)	20 X 20 X 2 (8)	20 X 20 X 2 (8)	20 X 20 X 2 (8)	20 X 20 X 2 (8)
Drain Size (NPT)	1"	1"	1"	1"	1"
R-32 Refrigerant Charge (oz.) (1)	105	105	105	105	105
R-32 Refrigerant Charge (oz.) (2)	90	90	90	90	90
Evaporator Coil Face Area (ft^2)	21.69	21.69	21.69	21.69	21.69
Rows Deep/ Fins per Inch	2 / 18	2 / 18	2 / 18	2 / 18	2 / 18
CONDENSER FAN / MCHX (MICROCHANNEL HEAT EXCHANGER)					
Quantity of Condenser Fan Motors	3	3	3	3	3
RPM (High/Low stage)	1122	1122	1122	1050	1050
Outdoor Horsepower	1/3	1/3	1/3	1/3	1/3
Fan Diameter/ # Fan Blades	22 / 3	22 / 3	22 / 3	22 / 3	22 / 3
Face Area (ft^2)	25.9	25.9	25.9	25.9	25.9
Rows Deep / Fins per Inch	1 / 23	1 / 23	1 / 23	1 / 23	1 / 23
COMPRESSOR					
Quantity / Type / Stages per Compressor	2 / Scroll / 1	2 / Scroll / 1	2 / Scroll / 1	2 / Scroll / 1	2 / Scroll / 1
Compressor RLA / LRA	25 / 179	25 / 179	25 / 179	10.9 / 103.0	10.9 / 103.1
ELECTRICAL DATA					
Voltage-Phase-Frequency	208/230-3-60	208/230-3-60	208/230-3-60	460-3-60	460-3-60
Indoor Blower FLA	10.9	10.9	10.9	7.2	7.2
Max External Static (In. W.C.)	1.2	1.2	1.2	1.2	1.2
Outdoor Fan FLA	2.0	2.0	2	0.85	0.85
Min. Circuit Ampacity[1]	84.1/84.1	84.1/84.1	84.1/84.1	41.4	41.4
Max. Overcurrent Protection (A)[2]	100/100	100/100	100/100	50	50
Power Supply Conduit Hole Dia. (in)	2.5	2.5	2.5	2.5	2.5
Low-Voltage Conduit Hole Dia. (in)	0.5	0.5	0.5	0.5	0.5
OPERATING WEIGHT (LBS)					
	1922	1922	1922	1922	1922
SHIP WEIGHT (LBS)					
	2037	2037	2037	2037	2037

[1] Wire size should be determined in accordance with National Electrical Codes. Extensive wire runs will require larger wire sizes.
[2] May use fuses or HACR-type circuit breakers of the same size as noted.
Note: Always check the S&R plate for electrical data on the unit being installed.

	DSG1804DH00001S	DSG1807DL00001S	DSG1807DM00001S	DSG1807DH00001S
COOLING CAPACITY				
Total BTU/H	172,000	172,000	172,000	172,000
EER	10.8	10.8	10.8	10.8
IEER	14	14	14	14
AHRI Reference #	215894117	215894117	215894117	215894117
HEATING CAPACITY				
Heat Range	High	Low	Medium	High
No. of Burners	8	6	8	8
High Stage Input / Output (KBTU/H)	400 / 324	260 / 210.6	360 / 291.6	400 / 324
Low Stage Input / Output (KBTU/H)	300 / 243	195 / 157.95	270 / 218.7	300 / 243
Thermal Efficiency (T.E.)	81%	81%	81%	81%
Annual Fuel Utilization Efficiency (AFUE)	N/A	N/A	N/A	N/A
High Stage Temperature Rise Range (°F)	25-55	25-55	25-55	25-55
Low Stage Temperature Rise Range (°F)	15-45	15-45	15-45	15-45
EVAPORATOR MOTOR / RTPF (ROUND TUBE PLATE FIN)				
Motor Type	Direct Drive	Direct Drive	Direct Drive	Direct Drive
External Static Pressure (ESP)	Standard	Standard	Standard	Standard
Wheel Dia. X Width	15 x 15	15 x 15	15 x 15	15 x 15
Indoor Nominal CFM	5000	5000	5000	5000
RPM	300-1600	300-1600	300-1600	300-1600
Indoor Horsepower	3.5	3.5	3.5	3.5
Filter Size (in)	20 X 20 X 2 (8)	20 X 20 X 2 (8)	20 X 20 X 2 (8)	20 X 20 X 2 (8)
Drain Size (NPT)	1"	1"	1"	1"
R-32 Refrigerant Charge (oz.) (1)	105	105	105	105
R-32 Refrigerant Charge (oz.) (2)	90	90	90	90
Evaporator Coil Face Area (ft^2)	21.69	21.69	21.69	21.69
Rows Deep/ Fins per Inch	2 / 18	2 / 18	2 / 18	2 / 18
CONDENSER FAN / MCHX (MICROCHANNEL HEAT EXCHANGER)				
Quantity of Condenser Fan Motors	3	3	3	3
RPM (High/Low stage)	1050	1050	1050	1050
Outdoor Horsepower	1/3	1/3	1/3	1/3
Fan Diameter/ # Fan Blades	22 / 3	22 / 3	22 / 3	22 / 3
Face Area (ft^2)	25.9	25.9	25.9	25.9
Rows Deep / Fins per Inch	1 / 23	1 / 23	1 / 23	1 / 23
COMPRESSOR				
Quantity / Type / Stages per Compressor	2 / Scroll / 1	2 / Scroll / 1	2 / Scroll / 1	2 / Scroll / 1
Compressor RLA / LRA	10.9 / 103.2	8.4 / 78.0	8.4 / 78.0	8.4 / 78.0
ELECTRICAL DATA				
Voltage-Phase-Frequency	460-3-60	575-3-60	575-3-60	575-3-60
Indoor Blower FLA	7.2	5	5	5
Max External Static (In. W.C.)	1.2	1.2	1.2	1.2
Outdoor Fan FLA	0.85	0.67	0.67	0.67
Min. Circuit Ampacity[1]	41.4	31	31	31
Max. Overcurrent Protection (A)[2]	50	35	35	35
Power Supply Conduit Hole Dia. (in)	2.5	2.5	2.5	2.5
Low-Voltage Conduit Hole Dia. (in)	0.5	0.5	0.5	0.5
OPERATING WEIGHT (LBS)				
	1922	1922	1922	1922
SHIP WEIGHT (LBS)				
	2037	2037	2037	2037

[1] Wire size should be determined in accordance with National Electrical Codes. Extensive wire runs will require larger wire sizes.
[2] May use fuses or HACR-type circuit breakers of the same size as noted.
Note: Always check the S&R plate for electrical data on the unit being installed.

	DSG2403DL00001S	DSG2403DM00001S	DSG2403DH00001S	DSG2404DL00001S	DSG2404DM00001S
COOLING CAPACITY					
Total BTU/H	230,000	230,000	230,000	230,000	230,000
EER	10.8	10.8	10.8	10.8	10.8
IEER	14	14	14	14	14
AHRI Reference #	215894118	215894118	215894118	215894118	215894118
HEATING CAPACITY					
Heat Range	Low	Medium	High	Low	Medium
No. of Burners	6	8	8	6	8
High Stage Input / Output (KBTU/H)	260 / 210.6	360 / 291.6	400 / 324	260 / 210.6	360 / 291.6
Low Stage Input / Output (KBTU/H)	195 / 157.95	270 / 218.7	300 / 243	195 / 157.95	270 / 218.7
Thermal Efficiency (T.E.)	81%	81%	81%	81%	81%
Annual Fuel Utilization Efficiency (AFUE)	N/A	N/A	N/A	N/A	N/A
High Stage Temperature Rise Range (°F)	25-55	25-55	25-55	25-55	25-55
Low Stage Temperature Rise Range (°F)	15-45	15-45	15-45	15-45	15-45
EVAPORATOR MOTOR / RTPF (ROUND TUBE PLATE FIN)					
Motor Type	Direct Drive	Direct Drive	Direct Drive	Direct Drive	Direct Drive
External Static Pressure (ESP)	Standard	Standard	Standard	Standard	Standard
Wheel Dia. X Width	15 x 15	15 x 15	15 x 15	15 x 15	15 x 15
Indoor Nominal CFM	6400	6400	6400	6400	6400
RPM	300-1600	300-1600	300-1600	300-1600	300-1600
Indoor Horsepower	3.5	3.5	3.5	3.5	3.5
Filter Size (in)	20 X 20 X 2 (8)	20 X 20 X 2 (8)	20 X 20 X 2 (8)	20 X 20 X 2 (8)	20 X 20 X 2 (8)
Drain Size (NPT)	1"	1"	1"	1"	1"
R-32 Refrigerant Charge (oz.) (1)	150	150	150	150	150
R-32 Refrigerant Charge (oz.) (2)	140	140	140	140	140
Evaporator Coil Face Area (ft^2)	21.69	21.69	21.69	21.69	21.69
Rows Deep/ Fins per Inch	4 / 18	4 / 18	4 / 18	4 / 18	4 / 18
CONDENSER FAN / MCHX (MICROCHANNEL HEAT EXCHANGER)					
Quantity of Condenser Fan Motors	4	4	4	4	4
RPM (High/Low stage)	1130	1130	1130	1115	1115
Outdoor Horsepower	1/2	1/2	1/2	1/2	1/2
Fan Diameter/ # Fan Blades	22 / 3	22 / 3	22 / 3	22 / 3	22 / 3
Face Area (ft^2)	25.9	25.9	25.9	25.9	25.9
Rows Deep / Fins per Inch	1 / 23	1 / 23	1 / 23	1 / 23	1 / 23
COMPRESSOR					
Quantity / Type / Stages per Compressor	2 / Scroll / 1	2 / Scroll / 1	2 / Scroll / 1	2 / Scroll / 1	2 / Scroll / 1
Compressor RLA / LRA	29.4 / 225	29.4 / 225	29.4 / 225	13.7 / 130.0	13.7 / 130.0
ELECTRICAL DATA					
Voltage-Phase-Frequency	208/230-3-60	208/230-3-60	208/230-3-60	460-3-60	460-3-60
Indoor Blower FLA	10.9	10.9	10.9	7.2	7.2
Max External Static (In. W.C.)	1.2	1.2	1.2	1.2	1.2
Outdoor Fan FLA	2.7	2.7	2.7	1.4	1.4
Min. Circuit Ampacity[1]	98.7/98.7	98.7/98.7	98.7/98.7	50.8	50.8
Max. Overcurrent Protection (A)[2]	125/125	125/125	125/125	60	60
Power Supply Conduit Hole Dia. (in)	2.5	2.5	2.5	2.5	2.5
Low-Voltage Conduit Hole Dia. (in)	0.5	0.5	0.5	0.5	0.5
OPERATING WEIGHT (LBS)					
	2175	2175	2175	2175	2175
SHIP WEIGHT (LBS)					
	2290	2290	2290	2290	2290

[1] Wire size should be determined in accordance with National Electrical Codes. Extensive wire runs will require larger wire sizes.
[2] May use fuses or HACR-type circuit breakers of the same size as noted.
Note: Always check the S&R plate for electrical data on the unit being installed.

	DSG2404DH00001S	DSG2407DL00001S	DSG2407DM00001S	DSG2407DH00001S
COOLING CAPACITY				
Total BTU/H	230,000	230,000	230,000	230,000
EER	10.8	10.8	10.8	10.8
IEER	14	14	14	14
AHRI Reference #	215894118	215894118	215894118	215894118
HEATING CAPACITY				
Heat Range	High	Low	Medium	High
No. of Burners	8	6	8	8
High Stage Input / Output (KBTU/H)	400 / 324	260 / 210.6	360 / 291.6	400 / 324
Low Stage Input / Output (KBTU/H)	300 / 243	195 / 157.95	270 / 218.7	300 / 243
Thermal Efficiency (T.E.)	81%	81%	81%	81%
Annual Fuel Utilization Efficiency (AFUE)	N/A	N/A	N/A	N/A
High Stage Temperature Rise Range (°F)	25-55	25-55	25-55	25-55
Low Stage Temperature Rise Range (°F)	15-45	15-45	15-45	15-45
EVAPORATOR MOTOR / RTPF (ROUND TUBE PLATE FIN)				
Motor Type	Direct Drive	Direct Drive	Direct Drive	Direct Drive
External Static Pressure (ESP)	Standard	Standard	Standard	Standard
Wheel Dia. X Width	15 x 15	15 x 15	15 x 15	15 x 15
Indoor Nominal CFM	6400	6400	6400	6400
RPM	300-1600	300-1600	300-1600	300-1600
Indoor Horsepower	3.5	3.5	3.5	3.5
Filter Size (in)	20 X 20 X 2 (8)	20 X 20 X 2 (8)	20 X 20 X 2 (8)	20 X 20 X 2 (8)
Drain Size (NPT)	1"	1"	1"	1"
R-32 Refrigerant Charge (oz.) (1)	150	150	150	150
R-32 Refrigerant Charge (oz.) (2)	140	140	140	140
Evaporator Coil Face Area (ft^2)	21.69	21.69	21.69	21.69
Rows Deep/ Fins per Inch	4 / 18	4 / 18	4 / 18	4 / 18
CONDENSER FAN / MCHX (MICROCHANNEL HEAT EXCHANGER)				
Quantity of Condenser Fan Motors	4	4	4	4
RPM (High/Low stage)	1115	1075	1075	1075
Outdoor Horsepower	1/2	1/2	1/2	1/2
Fan Diameter/ # Fan Blades	22 / 3	22 / 3	22 / 3	22 / 3
Face Area (ft^2)	25.9	25.9	25.9	25.9
Rows Deep / Fins per Inch	1 / 23	1 / 23	1 / 23	1 / 23
COMPRESSOR				
Quantity / Type / Stages per Compressor	2 / Scroll / 1	2 / Scroll / 1	2 / Scroll / 1	2 / Scroll / 1
Compressor RLA / LRA	13.7 / 130.0	10.9 / 93.7	10.9 / 93.7	10.9 / 93.7
ELECTRICAL DATA				
Voltage-Phase-Frequency	460-3-60	575-3-60	575-3-60	575-3-60
Indoor Blower FLA	7.2	5	5	5
Max External Static (In. W.C.)	1.2	1.2	1.2	1.2
Outdoor Fan FLA	1.4	1	1	1
Min. Circuit Ampacity[1]	50.8	38.5	38.5	38.5
Max. Overcurrent Protection (A)[2]	60	45	45	45
Power Supply Conduit Hole Dia. (in)	2.5	2.5	2.5	2.5
Low-Voltage Conduit Hole Dia. (in)	0.5	0.5	0.5	0.5
OPERATING WEIGHT (LBS)				
	2175	2175	2175	2175
SHIP WEIGHT (LBS)				
	2290	2290	2290	2290

[1] Wire size should be determined in accordance with National Electrical Codes. Extensive wire runs will require larger wire sizes.
[2] May use fuses or HACR-type circuit breakers of the same size as noted.
Note: Always check the S&R plate for electrical data on the unit being installed.

	DSG3003DL00001S	DSG3003DM00001S	DSG3003DH00001S	DSG3004DL00001S	DSG3004DM00001S
COOLING CAPACITY					
Total BTU/H	290,000	290,000	290,000	290,000	290,000
EER	9.8	9.8	9.8	9.8	9.8
IEER	13	13	13	13	13
AHRI Reference #	215894121	215894121	215894121	215894121	215894121
HEATING CAPACITY					
Heat Range	Low	Medium	High	Low	Medium
No. of Burners	6	8	8	6	8
High Stage Input / Output (KBTU/H)	260 / 210.6	360 / 291.6	400 / 324	260 / 210.6	360 / 291.6
Low Stage Input / Output (KBTU/H)	195 / 157.95	270 / 218.7	300 / 243	195 / 157.95	270 / 218.7
Thermal Efficiency (T.E.)	81%	81%	81%	81%	81%
Annual Fuel Utilization Efficiency (AFUE)	N/A	N/A	N/A	N/A	N/A
High Stage Temperature Rise Range (°F)	25-55	25-55	25-55	25-55	25-55
Low Stage Temperature Rise Range (°F)	15-45	15-45	15-45	15-45	15-45
EVAPORATOR MOTOR / RTPF (ROUND TUBE PLATE FIN)					
Motor Type	Direct Drive	Direct Drive	Direct Drive	Direct Drive	Direct Drive
External Static Pressure (ESP)	Standard	Standard	Standard	Standard	Standard
Wheel Dia. X Width	15 x 15	15 x 15	15 x 15	15 x 15	15 x 15
Indoor Nominal CFM	7650	7650	7650	7650	7650
RPM	300-1600	300-1600	300-1600	300-1600	300-1600
Indoor Horsepower	5.0	5.0	5.0	5.0	5.0
Filter Size (in)	20 X 20 X 2 (8)	20 X 20 X 2 (8)	20 X 20 X 2 (8)	20 X 20 X 2 (8)	20 X 20 X 2 (8)
Drain Size (NPT)	1"	1"	1"	1"	1"
R-32 Refrigerant Charge (oz.) (1)	178	178	178	178	178
R-32 Refrigerant Charge (oz.) (2)	163	163	163	163	163
Evaporator Coil Face Area (ft^2)	21.69	21.69	21.69	21.69	21.69
Rows Deep/ Fins per Inch	4 / 18	4 / 18	4 / 18	4 / 18	4 / 18
CONDENSER FAN / MCHX (MICROCHANNEL HEAT EXCHANGER)					
Quantity of Condenser Fan Motors	5	5	5	5	5
RPM (High/Low stage)	1130	1130	1130	1115	1115
Outdoor Horsepower	1/2	1/2	1/2	1/2	1/2
Fan Diameter/ # Fan Blades	22 / 3	22 / 3	22 / 3	22 / 3	22 / 3
Face Area (ft^2)	25.9	25.9	25.9	25.9	25.9
Rows Deep / Fins per Inch	1 / 23	1 / 23	1 / 23	1 / 23	1 / 23
COMPRESSOR					
Quantity / Type / Stages per Compressor	2 / Scroll / 1	2 / Scroll / 1	2 / Scroll / 1	2 / Scroll / 1	2 / Scroll / 1
Compressor RLA / LRA	35.3 / 270	35.3 / 270	35.3 / 270	20.5 / 147	20.5 / 147
ELECTRICAL DATA					
Voltage-Phase-Frequency	208/230-3-60	208/230-3-60	208/230-3-60	460-3-60	460-3-60
Indoor Blower FLA	14.5	14.5	14.5	10.6	10.6
Max External Static (In. W.C.)	1.2	1.2	1.2	1.2	1.2
Outdoor Fan FLA	2.7	2.7	2.7	1.4	1.4
Min. Circuit Ampacity[1]	122/122	122/122	122/122	74.3	74.3
Max. Overcurrent Protection (A)[2]	150/150	150/150	150/150	90	90
Power Supply Conduit Hole Dia. (in)	2.5	2.5	2.5	2.5	2.5
Low-Voltage Conduit Hole Dia. (in)	0.5	0.5	0.5	0.5	0.5
OPERATING WEIGHT (LBS)					
	2316	2316	2316	2316	2316
SHIP WEIGHT (LBS)					
	2431	2431	2431	2431	2431

[1] Wire size should be determined in accordance with National Electrical Codes. Extensive wire runs will require larger wire sizes.
[2] May use fuses or HACR-type circuit breakers of the same size as noted.
Note: Always check the S&R plate for electrical data on the unit being installed.

	DSG3004DH00001S	DSG3007DL00001S	DSG3007DM00001S	DSG3007DH00001S
COOLING CAPACITY				
Total BTU/H	290,000	290,000	290,000	290,000
EER	9.8	9.8	9.8	9.8
IEER	13	13	13	13
AHRI Reference #	215894121	215894121	215894121	215894121
HEATING CAPACITY				
Heat Range	High	Low	Medium	High
No. of Burners	8	6	8	8
High Stage Input / Output (KBTU/H)	400 / 324	260 / 210.6	360 / 291.6	400 / 324
Low Stage Input / Output (KBTU/H)	300 / 243	195 / 157.95	270 / 218.7	300 / 243
Thermal Efficiency (T.E.)	81%	81%	81%	81%
Annual Fuel Utilization Efficiency (AFUE)	N/A	N/A	N/A	N/A
High Stage Temperature Rise Range (°F)	25-55	25-55	25-55	25-55
Low Stage Temperature Rise Range (°F)	15-45	15-45	15-45	15-45
EVAPORATOR MOTOR / RTPF (ROUND TUBE PLATE FIN)				
Motor Type	Direct Drive	Direct Drive	Direct Drive	Direct Drive
External Static Pressure (ESP)	Standard	Standard	Standard	Standard
Wheel Dia. X Width	15 x 15	15 x 15	15 x 15	15 x 15
Indoor Nominal CFM	7650	7650	7650	7650
RPM	300-1600	300-1600	300-1600	300-1600
Indoor Horsepower	5.0	5.0	5.0	5.0
Filter Size (in)	20 X 20 X 2 (8)	20 X 20 X 2 (8)	20 X 20 X 2 (8)	20 X 20 X 2 (8)
Drain Size (NPT)	1"	1"	1"	1"
R-32 Refrigerant Charge (oz.) (1)	178	178	178	178
R-32 Refrigerant Charge (oz.) (2)	163	163	163	163
Evaporator Coil Face Area (ft^2)	21.69	21.69	21.69	21.69
Rows Deep/ Fins per Inch	4 / 18	4 / 18	4 / 18	4 / 18
CONDENSER FAN / MCHX (MICROCHANNEL HEAT EXCHANGER)				
Quantity of Condenser Fan Motors	5	5	5	5
RPM (High/Low stage)	1115	1075	1075	1075
Outdoor Horsepower	1/2	1/2	1/2	1/2
Fan Diameter/ # Fan Blades	22 / 3	22 / 3	22 / 3	22 / 3
Face Area (ft^2)	25.9	25.9	25.9	25.9
Rows Deep / Fins per Inch	1 / 23	1 / 23	1 / 23	1 / 23
COMPRESSOR				
Quantity / Type / Stages per Compressor	2 / Scroll / 1	2 / Scroll / 1	2 / Scroll / 1	2 / Scroll / 1
Compressor RLA / LRA	20.5 / 147	13.8 / 109.0	13.8 / 109.0	13.8 / 109.0
ELECTRICAL DATA				
Voltage-Phase-Frequency	460-3-60	575-3-60	575-3-60	575-3-60
Indoor Blower FLA	10.6	7.2	7.2	7.2
Max External Static (In. W.C.)	1.2	1.2	1.2	1.2
Outdoor Fan FLA	1.4	1	1	1
Min. Circuit Ampacity[1]	74.3	50.4	50.4	50.4
Max. Overcurrent Protection (A)[2]	90	60	60	60
Power Supply Conduit Hole Dia. (in)	2.5	2.5	2.5	2.5
Low-Voltage Conduit Hole Dia. (in)	0.5	0.5	0.5	0.5
OPERATING WEIGHT (LBS)				
	2316	2316	2316	2316
SHIP WEIGHT (LBS)				
	2431	2431	2431	2431

[1] Wire size should be determined in accordance with National Electrical Codes. Extensive wire runs will require larger wire sizes.
[2] May use fuses or HACR-type circuit breakers of the same size as noted.
Note: Always check the S&R plate for electrical data on the unit being installed.

AHRI Ratings

MODEL	CAPACITY	EER	IEER
DSG1803DL00001S	172,000	10.8	14
DSG1803DM00001S	172,000	10.8	14
DSG1803DH00001S	172,000	10.8	14
DSG1804DL00001S	172,000	10.8	14
DSG1804DM00001S	172,000	10.8	14
DSG1804DH00001S	172,000	10.8	14
DSG1807DL00001S	172,000	10.8	14
DSG1807DM00001S	172,000	10.8	14
DSG1807DH00001S	172,000	10.8	14
DSG2403DL00001S	230,000	10.8	14
DSG2403DM00001S	230,000	10.8	14
DSG2403DH00001S	230,000	10.8	14
DSG2404DL00001S	230,000	10.8	14
DSG2404DM00001S	230,000	10.8	14
DSG2404DH00001S	230,000	10.8	14
DSG2407DL00001S	230,000	10.8	14
DSG2407DM00001S	230,000	10.8	14
DSG2407DH00001S	230,000	10.8	14
DSG3003DL00001S	290,000	9.8	13
DSG3003DM00001S	290,000	9.8	13
DSG3003DH00001S	290,000	9.8	13
DSG3004DL00001S	290,000	9.8	13
DSG3004DM00001S	290,000	9.8	13
DSG3004DH00001S	290,000	9.8	13
DSG3007DL00001S	290,000	9.8	13
DSG3007DM00001S	290,000	9.8	13
DSG3007DH00001S	290,000	9.8	13

Sound Data

Static Pressure	15T Sound (dB) at 60 Hz										
	Component	Component	A-Weighted	63	125	250	500	1000	2000	4000	8000
1.4"	5150	Discharge	79.1	90.5	82.3	79.7	78.7	73.0	67.6	64.4	53.7
		Inlet	78.5	93.0	87.3	80.9	75.1	72.2	67.6	64.4	53.7
2.2"		Discharge	84.6	91.4	87.3	86.1	84.1	78.7	73.4	69.8	60.0
		Inlet	76.9	91.6	86.6	84.1	70.9	66.5	60.3	58.7	49.7
		Outdoor	80.4	99.9	86.2	78.7	75.3	74.5	72.3	69.3	63.1

Static Pressure	20T Sound (dB) at 60 Hz										
	Component	Component	A-Weighted	63	125	250	500	1000	2000	4000	8000
1.4"	6590	Discharge	79.6	87.9	81.7	81.0	79.0	74.0	67.4	65.0	55.7
		Inlet	70.3	89.7	81.7	74.8	62.4	58.7	54.5	53.6	47.2
2.2"		Discharge	84.6	83.5	84.9	84.4	83.8	79.9	73.4	70.1	62.6
		Inlet	72.3	82.1	79.3	75.0	71.2	64.5	61.6	59.1	51.9
		Outdoor	92.1	109.4	96.5	96.5	87.7	84.3	81.2	75.0	68.7

Static Pressure	25T Sound (dB) at 60 Hz										
	Component	Component	A-Weighted	63	125	250	500	1000	2000	4000	8000
1.4"	8390	Discharge	86.4	85.7	87.4	88.4	85.6	81.2	74.5	70.5	61.1
		Inlet	74.4	88.1	82.8	81.4	68.1	66.2	59.1	56.1	46.5
2.2"		Discharge	86.5	89.7	88.3	88.0	85.3	81.7	75.4	71.0	61.7
		Inlet	76.0	89.8	87.4	80.0	69.7	68.3	61.7	58.0	48.6
		Outdoor	91.3	107.7	94.7	92.5	87.9	85.2	82.5	78.3	68.7

dB - decibel

[1] Indoor sound data is measued in accordance with AHRI 260. Outdoor sound is measured in accordance with AHRI 370

[2] Measurements are expressed in terms of sound power. Do not compare these values to sound pressure values because sound pressure depends on specific environment factors which normally do not match individual applications. Sound power values are independent of the environment and therefore more accurate.

[3] A-weighted sound ratings filter out high and very low frequencies, to better approximate the response of "average" human ear. A-weighted measurements for Daikin units are taken in accordance with AHRI standard 260 for the indoor sound and AHRI 370 for the outdoor sound.

Coil Dimensions

Model	Size	Fin height in.	Fin length in.
DSG	15	40	78.092
DSG	20	40	78.092
DSG	25	40	78.092

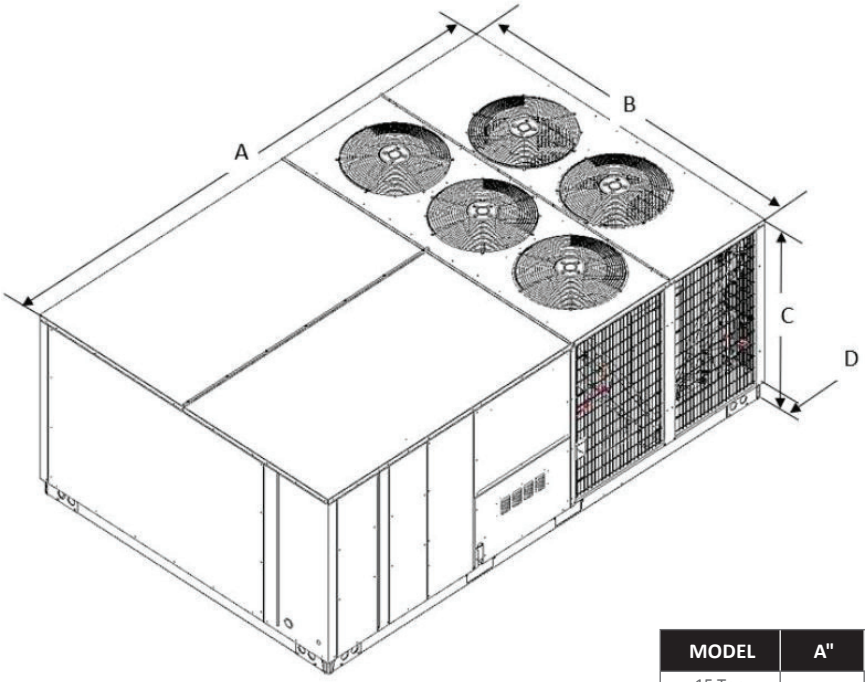

MODEL	A"	B"	C"	D"
15 Ton	133⅞	88½	$51\frac{11}{16}$	$5\frac{5}{32}$
20 Ton			51	
25 Ton				

NOTE: *15 ton has 3 fans; 20 ton has 4 fans; 25 ton has 5 fans*

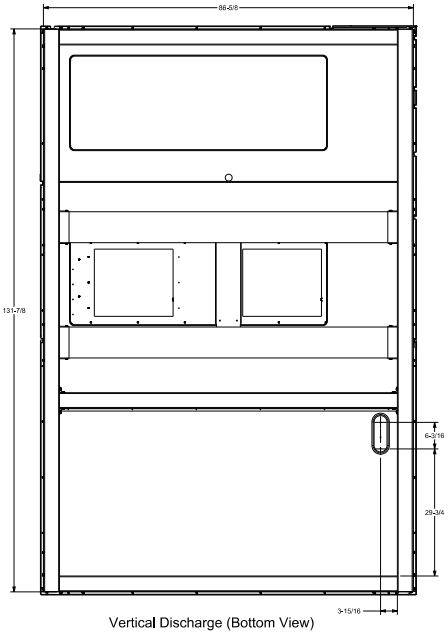

Vertical Discharge (Bottom View)

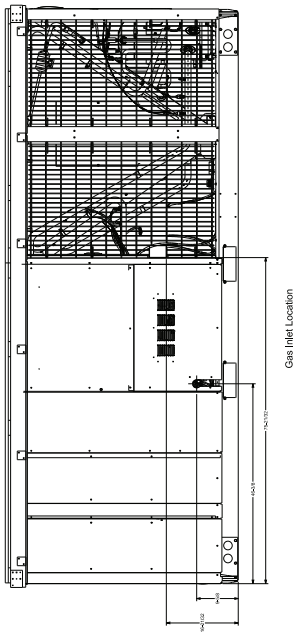

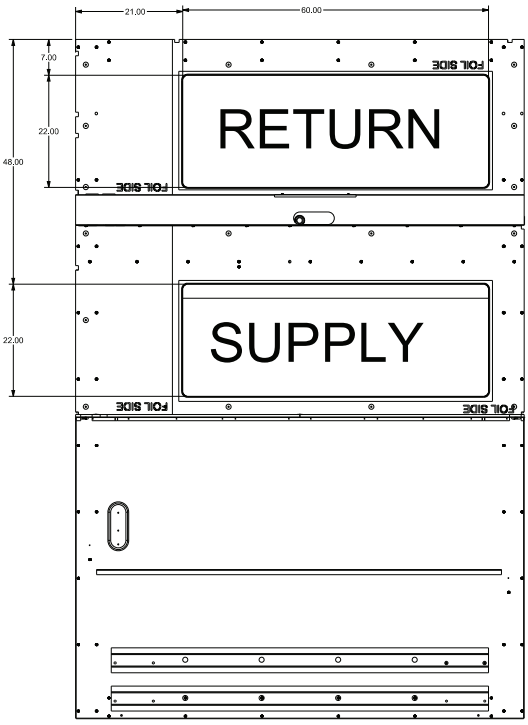

Vertical Discharge (Top View)

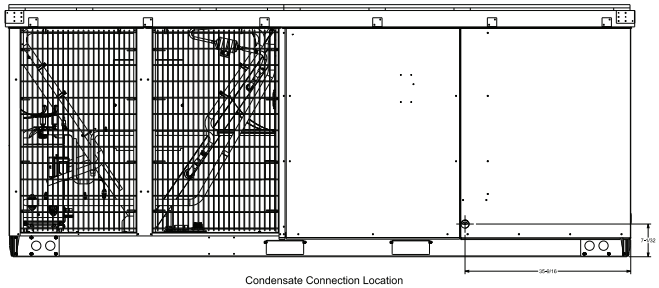

Condensate Connection Location

			Outdoor Ambient Temperature																							
			65				75				85				95				105				115			
			Entering Indoor Wet Bulb Temperature																							
IDB	Airflow		59	63	67	71	59	63	67	71	59	63	67	71	59	63	67	71	59	63	67	71	59	63	67	71
70	4500	MBh	174.6	177.0	182.3	-	173.0	175.5	180.7	-	168.4	170.9	176.1	-	160.6	163.1	168.3	-	151.0	153.4	158.7	-	142.2	144.7	149.9	-
		S/T	0.60	0.53	0.42	-	0.60	0.54	0.42	-	0.63	0.56	0.44	-	0.65	0.58	0.45	-	0.68	0.61	0.47	-	0.77	0.68	0.54	-
		ΔT	21.09	19.11	15.43	-	21.03	19.06	15.38	-	21.31	19.34	15.66	-	21.01	19.04	15.36	-	20.75	18.78	15.09	-	21.98	20.01	16.33	-
		kW	10.91	10.90	10.88	-	12.32	12.31	12.29	-	13.90	13.89	13.86	-	15.60	15.59	15.57	-	17.50	17.49	17.47	-	19.74	19.73	19.70	-
		Hi PR	263	264	266	-	304	305	307	-	348	349	351	-	394	396	397	-	445	446	448	-	499	500	502	-
		Lo PR	114	115	118	-	121	122	125	-	127	128	131	-	132	133	136	-	137	138	141	-	138	143	147	-
	5012	MBh	176.5	179.0	184.2	-	174.9	177.4	182.6	-	170.3	172.8	178.0	-	162.5	165.0	170.2	-	152.9	155.4	160.6	-	144.1	146.6	151.8	-
		S/T	0.63	0.56	0.43	-	0.63	0.56	0.44	-	0.66	0.59	0.46	-	0.68	0.60	0.47	-	0.71	0.63	0.49	-	0.80	0.72	0.56	-
		ΔT	20.13	18.16	14.48	-	20.08	18.10	14.42	-	20.35	18.38	14.70	-	20.06	18.08	14.40	-	19.79	17.82	14.14	-	21.03	19.06	15.37	-
		kW	10.97	10.96	10.94	-	12.38	12.37	12.35	-	13.96	13.95	13.92	-	15.66	15.65	15.62	-	17.56	17.55	17.53	-	19.79	19.78	19.76	-
		Hi PR	265	266	268	-	306	307	309	-	349	351	352	-	396	397	399	-	447	448	450	-	500	501	503	-
		Lo PR	115	116	119	-	122	123	126	-	128	129	132	-	133	134	137	-	138	139	142	-	140	144	149	-
	6000	MBh	181.1	183.6	188.8	-	179.5	182.0	187.2	-	174.9	177.4	182.6	-	167.1	169.6	174.8	-	157.5	160.0	165.2	-	148.7	151.2	156.4	-
		S/T	0.68	0.60	0.45	-	0.68	0.60	0.45	-	0.71	0.63	0.48	-	0.73	0.64	0.49	-	0.77	0.67	0.50	-	0.87	0.77	0.58	-
		ΔT	18.60	16.63	12.95	-	18.55	16.58	12.90	-	18.83	16.86	13.17	-	18.53	16.56	12.88	-	18.27	16.29	12.61	-	19.50	17.53	13.85	-
		kW	11.07	11.06	11.03	-	12.48	12.47	12.44	-	14.05	14.04	14.01	-	15.75	15.74	15.72	-	17.66	17.64	17.62	-	19.89	19.88	19.85	-
		Hi PR	268	269	271	-	310	311	313	-	353	354	356	-	400	401	403	-	450	451	453	-	504	505	507	-
		Lo PR	118	119	122	-	125	126	129	-	131	132	135	-	136	137	140	-	141	142	145	-	143	149	152	-
75	4500	MBh	175.5	178.0	183.2	191.2	173.9	176.4	181.6	189.6	169.3	171.8	177.0	185.0	161.5	164.0	169.2	177.2	151.9	154.3	159.6	167.6	143.1	145.6	150.8	158.8
		S/T	0.72	0.65	0.53	0.41	0.72	0.66	0.54	0.42	0.75	0.68	0.56	0.43	0.78	0.71	0.58	0.44	0.82	0.74	0.60	0.46	0.91	0.83	0.68	0.53
		ΔT	25.42	23.45	19.77	16.0	25.37	23.40	19.71	15.9	25.64	23.67	19.99	16.2	25.35	23.37	19.69	15.9	25.08	23.11	19.43	15.6	26.32	24.35	20.66	16.8
		kW	10.91	10.89	10.87	11.0	12.32	12.30	12.28	12.4	13.89	13.88	13.85	14.0	15.59	15.58	15.56	15.7	17.49	17.48	17.46	17.6	19.73	19.72	19.69	19.8
		Hi PR	263	264	266	271	305	306	308	312	348	349	351	355	395	396	398	402	445	446	448	453	499	500	502	506
		Lo PR	114	115	118	123	121	122	125	130	127	128	131	136	132	133	136	141	137	138	141	146	139	144	147	152
	5012	MBh	177.4	179.9	185.1	193.1	175.8	178.3	183.5	191.5	171.3	173.7	179.0	186.9	163.4	**165.9**	171.1	179.1	153.8	156.3	161.5	169.5	145.0	147.5	152.7	160.7
		S/T	0.76	0.69	0.56	0.43	0.77	0.69	0.56	0.43	0.79	0.72	0.59	0.45	0.82	**0.75**	0.60	0.46	0.87	0.78	0.63	0.48	0.96	0.87	0.71	0.55
		ΔT	24.47	22.49	18.81	15.0	24.41	22.44	18.76	14.9	24.69	22.72	19.04	15.2	24.39	**22.42**	18.74	14.9	24.13	22.16	18.47	14.7	25.36	23.39	19.71	15.9
		kW	10.96	10.95	10.93	11.0	12.37	12.36	12.34	12.4	13.95	13.94	13.91	14.0	15.65	**15.64**	15.62	15.7	17.55	17.54	17.52	17.6	19.79	19.77	19.75	19.9
		Hi PR	265	266	268	272	306	307	309	314	350	351	353	357	396	**398**	399	404	447	448	450	454	501	502	504	508
		Lo PR	115	116	119	124	122	123	126	131	128	129	132	137	133	**134**	137	142	138	139	142	147	139	146	149	153
	6000	MBh	182.0	184.5	189.7	197.7	180.4	182.9	188.1	196.1	175.9	178.3	183.6	191.5	168.0	170.5	175.7	183.7	158.4	160.9	166.1	174.1	149.6	152.1	157.3	165.3
		S/T	0.83	0.75	0.60	0.45	0.84	0.75	0.60	0.45	0.87	0.78	0.63	0.47	0.90	0.81	0.65	0.48	0.94	0.85	0.67	0.50	1.00	0.95	0.76	0.57
		ΔT	22.94	20.97	17.29	13.5	22.89	20.91	17.23	13.4	23.16	21.19	17.51	13.7	22.87	20.89	17.21	13.4	22.60	20.63	16.95	13.1	22.67	21.86	18.18	14.4
		kW	11.06	11.05	11.02	11.1	12.47	12.46	12.43	12.5	14.04	14.03	14.01	14.1	15.74	15.73	15.71	15.8	17.65	17.64	17.61	17.7	19.88	19.87	19.84	20.0
		Hi PR	268	269	271	276	310	311	313	317	353	354	356	361	400	401	403	407	450	451	453	458	504	505	507	512
		Lo PR	118	119	122	127	125	126	129	134	131	132	135	140	136	137	140	145	138	142	145	150	147	149	152	156

IDB: Entering Indoor Dry Bulb Temperature

Shaded area reflects ACCA (TVA) conditions

High and low pressures are measured at the liquid and suction access fittings.

			Outdoor Ambient Temperature																							
			65				75				85				95				105				115			
			Entering Indoor Wet Bulb Temperature																							
IDB	Airflow		59	63	67	71	59	63	67	71	59	63	67	71	59	63	67	71	59	63	67	71	59	63	67	71
80	4500	MBh	176.4	178.9	184.1	192.1	174.8	177.3	182.5	190.5	170.3	172.7	178.0	185.9	162.4	164.9	170.1	178.1	152.8	155.3	160.5	168.5	144.0	146.5	151.7	159.7
		S/T	0.84	0.77	0.65	0.52	0.84	0.78	0.65	0.53	0.87	0.80	0.68	0.55	0.91	0.83	0.70	0.56	0.95	0.88	0.73	0.59	1.00	0.97	0.82	0.66
		ΔT	29.79	27.81	24.13	20.3	29.73	27.76	24.08	20.3	30.01	28.04	24.36	20.5	29.71	27.74	24.06	20.2	29.45	27.48	23.79	20.0	29.09	28.71	25.03	21.2
		kW	10.91	10.90	10.88	11.0	12.32	12.31	12.29	12.4	13.90	13.89	13.86	14.0	15.60	15.59	15.56	15.7	17.50	17.49	17.47	17.6	19.73	19.72	19.70	19.8
		Hi PR	264	265	267	271	305	306	308	313	348	350	351	356	395	396	398	403	445	447	448	453	499	500	502	507
		Lo PR	114	116	118	123	121	122	125	130	127	128	131	136	127	134	136	141	128	139	141	146	143	145	148	153
	5012	MBh	178.3	180.8	186.0	194.0	176.7	179.2	184.4	192.4	172.2	174.6	179.9	187.8	164.3	166.8	**172.0**	180.0	154.7	157.2	162.4	170.4	145.9	148.4	153.6	161.6
		S/T	0.89	0.82	0.69	0.55	0.90	0.82	0.69	0.55	0.93	0.85	0.72	0.57	0.96	0.89	**0.74**	0.59	1.00	0.93	0.78	0.62	1.00	1.00	0.86	0.69
		ΔT	28.83	26.86	23.18	19.4	28.78	26.81	23.12	19.3	29.05	27.08	23.40	19.6	28.76	26.79	**23.10**	19.3	28.06	26.52	22.84	19.0	26.47	26.92	24.07	20.3
		kW	10.97	10.96	10.94	11.0	12.38	12.37	12.35	12.5	13.95	13.94	13.92	14.0	15.66	15.65	**15.62**	15.7	17.56	17.55	17.53	17.6	19.79	19.78	19.76	19.9
		Hi PR	265	267	268	273	307	308	310	314	350	351	353	358	397	398	**400**	404	447	448	450	455	501	502	504	509
		Lo PR	116	117	120	125	122	124	127	132	127	130	133	138	127	135	**138**	143	139	140	143	148	145	152	149	154
	6000	MBh	182.9	185.4	190.6	198.6	181.3	183.8	189.0	197.0	176.8	179.2	184.5	192.4	168.9	171.4	176.6	184.6	159.3	161.8	167.0	175.0	150.5	153.0	158.2	166.2
		S/T	0.99	0.90	0.75	0.59	0.99	0.91	0.75	0.60	1.00	0.94	0.78	0.62	1.00	0.97	0.81	0.64	1.00	1.00	0.84	0.66	1.00	1.00	0.94	0.74
		ΔT	27.30	25.33	21.65	17.8	27.25	25.28	21.60	17.8	26.78	25.56	21.87	18.1	25.59	25.26	21.58	17.8	24.14	24.51	21.31	17.5	22.81	23.18	22.55	18.7
		kW	11.06	11.05	11.03	11.1	12.47	12.46	12.44	12.5	14.05	14.04	14.01	14.1	15.75	15.74	15.72	15.8	17.65	17.64	17.62	17.7	19.89	19.88	19.85	20.0
		Hi PR	269	270	272	276	310	311	313	318	354	355	357	361	400	401	403	408	451	452	454	458	504	506	507	512
		Lo PR	119	120	123	128	125	127	130	135	131	133	136	141	137	138	141	146	142	153	146	151	148	153	152	157
85	4500	MBh	179.3	181.8	187.0	195.0	177.8	180.2	185.5	193.5	173.2	175.7	180.9	188.9	165.3	167.8	173.0	181.0	155.7	158.2	163.4	171.4	147.0	149.4	154.7	162.6
		S/T	0.93	0.86	0.74	0.61	0.94	0.87	0.75	0.62	0.97	0.90	0.77	0.64	1.00	0.93	0.80	0.66	1.00	0.98	0.84	0.69	1.00	1.00	0.92	0.76
		ΔT	33.66	31.69	28.00	24.2	33.60	31.63	27.95	24.1	33.88	31.91	28.23	24.4	33.40	31.61	27.93	24.1	31.46	31.35	27.67	23.9	29.69	30.19	28.90	25.1
		kW	10.94	10.93	10.90	11.0	12.35	12.34	12.31	12.4	13.92	13.91	13.89	14.0	15.63	15.62	15.59	15.7	17.53	17.52	17.49	17.6	19.76	19.75	19.73	19.8
		Hi PR	265	266	268	272	306	307	309	314	350	351	353	357	396	397	399	404	447	448	450	454	500	502	503	508
		Lo PR	115	117	120	125	115	124	127	132	114	130	133	138	134	135	138	143	139	140	143	148	145	147	149	154
	5012	MBh	181.2	183.7	188.9	196.9	179.7	182.2	187.4	195.4	175.1	177.6	182.8	190.8	167.2	169.7	174.9	182.9	157.6	160.1	165.3	173.3	148.9	151.3	156.6	164.6
		S/T	0.99	0.92	0.79	0.65	1.00	0.93	0.79	0.65	1.00	0.96	0.82	0.68	1.00	1.00	0.85	0.70	1.00	1.00	0.89	0.73	1.00	1.00	0.98	0.81
		ΔT	32.70	30.73	27.05	23.2	32.59	30.68	26.99	23.2	31.76	30.95	27.27	23.5	30.34	30.66	26.97	23.2	28.59	29.04	26.71	22.9	27.00	27.45	27.95	24.1
		kW	11.00	10.99	10.96	11.1	12.41	12.40	12.37	12.5	13.98	13.97	13.95	14.1	15.68	15.67	15.65	15.8	17.59	17.58	17.55	17.7	19.82	19.81	19.78	19.9
		Hi PR	267	268	270	274	308	309	311	316	351	353	354	359	398	399	401	406	449	450	452	456	502	503	505	510
		Lo PR	115	119	122	126	124	126	128	133	130	132	134	139	135	137	140	144	140	143	145	149	147	148	151	156
	6000	MBh	185.8	188.3	193.5	201.5	184.3	186.8	192.0	200.0	179.7	182.2	187.4	195.4	171.8	174.3	179.5	187.5	162.2	164.7	169.9	177.9	153.5	155.9	161.2	169.2
		S/T	1.00	1.00	0.87	0.71	1.00	1.00	0.88	0.71	1.00	1.00	0.91	0.74	1.00	1.00	0.94	0.76	1.00	1.00	0.98	0.79	1.00	1.00	1.00	0.88
		ΔT	28.16	28.53	25.52	21.7	27.92	28.30	25.47	21.7	27.23	27.60	25.75	21.9	26.04	26.41	25.45	21.6	24.58	24.96	25.18	21.4	23.25	23.63	24.42	22.6
		kW	11.09	11.08	11.06	11.2	12.50	12.49	12.47	12.6	14.08	14.06	14.04	14.1	15.78	15.77	15.74	15.9	17.68	17.67	17.65	17.8	19.91	19.90	19.88	20.0
		Hi PR	270	271	273	278	311	313	314	319	355	356	358	362	402	403	405	409	452	453	455	460	506	507	509	513
		Lo PR	120	142	125	129	127	143	131	136	133	142	137	142	138	144	143	147	143	145	148	152	150	151	167	159

IDB: Entering Indoor Dry Bulb Temperature

Shaded area reflects ACCA (TVA) conditions

High and low pressures are measured at the liquid and suction access fittings.

			Outdoor Ambient Temperature																							
			65				75				85				95				105				115			
			Entering Indoor Wet Bulb Temperature																							
IDB	Airflow		59	63	67	71	59	63	67	71	59	63	67	71	59	63	67	71	59	63	67	71	59	63	67	71
70	6000	MBh	234.4	237.7	244.7	-	232.3	235.6	242.6	-	226.2	229.5	236.5	-	215.7	219.0	226.0	-	202.8	206.1	213.1	-	191.1	194.4	201.4	-
		S/T	0.58	0.52	0.41	-	0.59	0.52	0.41	-	0.61	0.54	0.43	-	0.63	0.56	0.44	-	0.66	0.59	0.46	-	0.75	0.67	0.52	-
		ΔT	20.70	18.72	15.04	-	20.64	18.67	14.99	-	20.92	18.95	15.27	-	20.62	18.65	14.97	-	20.36	18.39	14.71	-	21.59	19.62	15.94	-
		kW	15.40	15.39	15.36	-	17.17	17.16	17.13	-	19.15	19.13	19.10	-	21.28	21.27	21.24	-	23.67	23.66	23.63	-	26.47	26.46	26.42	-
		Hi PR	266	267	269	-	308	309	311	-	352	353	355	-	399	400	402	-	450	451	453	-	504	505	507	-
		Lo PR	121	122	125	-	128	129	133	-	134	136	139	-	140	141	144	-	141	147	150	-	139	144	154	-
	6400	MBh	236.0	239.3	246.3	-	233.9	237.2	244.2	-	227.8	231.1	238.1	-	217.3	220.6	227.6	-	204.4	207.7	214.7	-	192.7	196.0	203.0	-
		S/T	0.60	0.53	0.41	-	0.60	0.54	0.42	-	0.63	0.56	0.43	-	0.65	0.58	0.45	-	0.68	0.60	0.46	-	0.77	0.68	0.53	-
		ΔT	20.13	18.16	14.48	-	20.08	18.10	14.42	-	20.35	18.38	14.70	-	20.06	18.08	14.40	-	19.79	17.82	14.14	-	21.03	19.06	15.37	-
		kW	15.45	15.43	15.40	-	17.22	17.20	17.17	-	19.19	19.18	19.15	-	21.33	21.31	21.28	-	23.71	23.70	23.67	-	26.51	26.50	26.47	-
		Hi PR	267	268	270	-	309	310	312	-	353	354	356	-	400	401	403	-	451	452	454	-	505	506	508	-
		Lo PR	122	123	126	-	129	130	133	-	135	137	140	-	141	142	145	-	143	147	151	-	140	145	155	-
	8000	MBh	244.1	247.4	254.4	-	242.0	245.3	252.3	-	235.9	239.2	246.2	-	225.4	228.7	235.7	-	212.6	215.9	222.9	-	200.8	204.1	211.1	-
		S/T	0.66	0.58	0.44	-	0.66	0.58	0.44	-	0.69	0.61	0.46	-	0.71	0.62	0.47	-	0.74	0.65	0.48	-	0.84	0.74	0.56	-
		ΔT	18.24	16.27	12.58	-	18.18	16.21	12.53	-	18.46	16.49	12.81	-	18.16	16.19	12.51	-	17.90	15.93	12.25	-	19.14	17.16	13.48	-
		kW	15.59	15.58	15.55	-	17.36	17.35	17.32	-	19.33	19.32	19.29	-	21.47	21.46	21.43	-	23.86	23.84	23.81	-	26.66	26.64	26.61	-
		Hi PR	272	273	275	-	313	315	316	-	357	358	360	-	404	406	407	-	455	456	458	-	510	511	513	-
		Lo PR	126	127	130	-	133	135	138	-	139	141	144	-	145	146	149	-	148	152	155	-	145	150	160	-
75	6000	MBh	235.6	238.9	245.9	256.6	233.5	236.8	243.8	254.5	227.4	230.7	237.7	248.4	216.9	220.2	227.2	237.9	204.0	207.3	214.3	225.0	192.3	195.6	202.6	213.3
		S/T	0.70	0.64	0.52	0.40	0.71	0.64	0.52	0.40	0.73	0.67	0.54	0.42	0.76	0.69	0.56	0.43	0.80	0.72	0.59	0.45	0.89	0.81	0.66	0.51
		ΔT	25.03	23.06	19.38	15.6	24.98	23.01	19.32	15.5	25.26	23.28	19.60	15.8	24.96	22.99	19.30	15.5	24.69	22.72	19.04	15.2	25.93	23.96	20.28	16.5
		kW	15.39	15.38	15.35	15.5	17.16	17.15	17.12	17.3	19.14	19.12	19.09	19.2	21.27	21.26	21.23	21.4	23.66	23.64	23.61	23.7	26.46	26.44	26.41	26.5
		Hi PR	266	267	269	274	308	309	311	316	352	353	355	360	399	400	402	407	450	451	453	458	504	505	507	512
		Lo PR	121	122	125	130	128	129	133	138	134	136	139	144	139	141	144	149	139	147	150	155	139	145	155	161
	6400	MBh	237.2	240.5	247.5	258.2	235.1	238.4	245.4	256.1	229.0	232.3	239.3	250.0	218.5	**221.8**	228.8	239.5	205.6	208.9	215.9	226.6	193.9	197.2	204.2	214.9
		S/T	0.73	0.66	0.54	0.41	0.73	0.66	0.54	0.41	0.76	0.69	0.56	0.43	0.79	**0.71**	0.58	0.44	0.83	0.75	0.60	0.46	0.92	0.83	0.68	0.52
		ΔT	24.47	22.49	18.81	15.0	24.41	22.44	18.76	14.9	24.69	22.72	19.04	15.2	24.39	**22.42**	18.74	14.9	24.13	22.16	18.47	14.7	25.36	23.39	19.71	15.9
		kW	15.44	15.42	15.39	15.5	17.20	17.19	17.16	17.3	19.18	19.16	19.13	19.3	21.31	**21.30**	21.27	21.4	23.70	23.69	23.66	23.8	26.50	26.49	26.46	26.6
		Hi PR	267	269	270	275	309	310	312	317	353	354	356	361	400	**401**	403	408	451	452	454	459	505	507	508	513
		Lo PR	122	123	126	131	129	130	133	139	135	137	140	145	139	**142**	145	150	140	147	151	156	140	146	157	162
	8000	MBh	245.3	248.6	255.6	266.3	243.2	246.5	253.5	264.2	237.1	240.4	247.4	258.1	226.6	229.9	236.9	247.6	213.8	217.1	224.1	234.7	202.0	205.3	212.3	223.0
		S/T	0.81	0.73	0.58	0.43	0.81	0.73	0.59	0.43	0.85	0.76	0.61	0.45	0.87	0.79	0.63	0.46	0.92	0.82	0.65	0.48	1.00	0.92	0.74	0.55
		ΔT	22.57	20.60	16.92	13.1	22.52	20.55	16.87	13.1	22.80	20.83	17.14	13.3	22.50	20.53	16.85	13.0	22.24	20.26	16.58	12.8	22.96	21.50	17.82	14.0
		kW	15.58	15.57	15.54	15.7	17.35	17.34	17.31	17.4	19.32	19.31	19.28	19.4	21.46	21.45	21.42	21.6	23.85	23.83	23.80	23.9	26.65	26.63	26.60	26.7
		Hi PR	272	273	275	280	314	315	317	321	357	359	361	365	405	406	408	412	456	457	459	463	510	511	513	517
		Lo PR	126	127	130	135	133	135	138	143	139	141	144	149	140	146	149	155	138	152	155	160	148	152	161	166

IDB: Entering Indoor Dry Bulb Temperature

Shaded area reflects ACCA (TVA) conditions

High and low pressures are measured at the liquid and suction access fittings.

			Outdoor Ambient Temperature																							
			65				75				85				95				105				115			
			Entering Indoor Wet Bulb Temperature																							
IDB	Airflow		59	63	67	71	59	63	67	71	59	63	67	71	59	63	67	71	59	63	67	71	59	63	67	71
80	6000	MBh	236.8	240.1	247.1	257.8	234.7	238.0	245.0	255.7	228.6	231.9	238.9	249.6	218.1	221.4	228.4	239.1	205.2	208.6	215.5	226.2	193.5	196.8	203.8	214.5
		S/T	0.82	0.75	0.63	0.51	0.83	0.76	0.64	0.51	0.86	0.79	0.66	0.53	0.89	0.82	0.68	0.55	0.93	0.86	0.72	0.57	1.00	0.95	0.80	0.64
		ΔT	29.40	27.43	23.74	19.9	29.34	27.37	23.69	19.9	29.62	27.65	23.97	20.2	29.32	27.35	23.67	19.9	29.06	27.09	23.41	19.6	29.32	28.32	24.64	20.8
		kW	15.40	15.39	15.36	15.5	17.17	17.16	17.13	17.3	19.14	19.13	19.10	19.2	21.28	21.27	21.24	21.4	23.67	23.65	23.62	23.8	26.47	26.45	26.42	26.6
		Hi PR	267	268	270	274	309	310	312	316	352	354	355	360	400	401	403	407	450	452	453	458	505	506	508	512
		Lo PR	121	123	126	131	127	130	133	138	127	136	139	145	127	142	145	150	127	147	150	155	144	147	157	162
	6400	MBh	238.4	241.7	248.7	259.4	236.3	239.6	246.6	257.3	230.2	233.5	240.5	251.2	219.7	223.0	**230.0**	240.7	206.9	210.2	217.2	227.8	195.1	198.4	205.4	216.1
		S/T	0.85	0.78	0.66	0.53	0.86	0.79	0.66	0.53	0.89	0.82	0.68	0.55	0.92	0.85	**0.71**	0.56	0.97	0.89	0.74	0.59	1.00	0.98	0.83	0.66
		ΔT	28.83	26.86	23.18	19.4	28.78	26.81	23.12	19.3	29.05	27.08	23.40	19.6	28.76	26.79	**23.10**	19.3	28.49	26.52	22.84	19.0	27.72	27.76	24.07	20.3
		kW	15.45	15.43	15.40	15.5	17.21	17.20	17.17	17.3	19.19	19.17	19.14	19.3	21.32	21.31	**21.28**	21.4	23.71	23.70	23.67	23.8	26.51	26.50	26.47	26.6
		Hi PR	268	269	271	276	310	311	313	317	354	355	357	361	401	402	**404**	408	452	453	455	459	506	507	509	513
		Lo PR	122	124	127	132	128	131	134	139	128	137	140	145	127	143	**146**	151	127	148	151	156	149	148	158	163
	8000	MBh	246.5	249.9	256.8	267.5	244.5	247.8	254.7	265.4	238.3	241.6	248.6	259.3	227.8	231.1	238.1	248.8	215.0	218.3	225.3	236.0	203.3	206.6	213.5	224.2
		S/T	0.96	0.88	0.73	0.57	0.97	0.88	0.73	0.58	1.00	0.92	0.76	0.60	1.00	0.95	0.78	0.62	1.00	0.99	0.82	0.64	1.00	1.00	0.91	0.72
		ΔT	26.94	24.97	21.29	17.5	26.89	24.91	21.23	17.4	27.08	25.19	21.51	17.7	25.89	24.89	21.21	17.4	24.43	24.63	20.95	17.1	23.10	23.47	22.18	18.4
		kW	15.59	15.58	15.55	15.7	17.36	17.35	17.31	17.5	19.33	19.32	19.29	19.4	21.47	21.45	21.42	21.6	23.86	23.84	23.81	23.9	26.66	26.64	26.61	26.7
		Hi PR	272	274	275	280	314	315	317	322	358	359	361	366	405	406	408	413	456	457	459	464	510	511	513	518
		Lo PR	126	128	131	136	127	135	138	143	140	141	145	150	145	147	150	155	151	152	155	160	157	159	162	167
85	6000	MBh	240.8	244.1	251.1	261.7	238.7	242.0	249.0	259.6	232.6	235.9	242.8	253.5	222.0	225.3	232.3	243.0	209.2	212.5	219.5	230.2	197.5	200.8	207.8	218.4
		S/T	0.91	0.85	0.73	0.60	0.92	0.85	0.73	0.60	0.95	0.88	0.76	0.63	0.99	0.91	0.78	0.64	1.00	0.96	0.82	0.67	1.00	1.00	0.91	0.75
		ΔT	33.27	31.30	27.61	23.8	33.21	31.24	27.56	23.7	33.49	31.52	27.84	24.0	33.19	31.22	27.54	23.7	31.70	30.96	27.28	23.5	29.92	30.42	28.51	24.7
		kW	15.44	15.42	15.39	15.5	17.20	17.19	17.16	17.3	19.18	19.16	19.13	19.3	21.31	21.30	21.27	21.4	23.70	23.69	23.66	23.8	26.50	26.49	26.46	26.6
		Hi PR	268	269	271	276	310	311	313	318	354	355	357	361	401	402	404	408	452	453	455	459	506	507	509	514
		Lo PR	115	125	128	133	115	132	135	140	115	138	141	146	115	142	147	152	147	141	152	157	154	156	159	164
	6400	MBh	242.4	245.7	252.7	263.3	240.3	243.6	250.6	261.2	234.2	237.5	244.5	255.1	223.6	227.0	233.9	244.6	210.8	214.1	221.1	231.8	199.1	202.4	209.4	220.0
		S/T	0.95	0.88	0.75	0.62	0.96	0.89	0.76	0.62	0.99	0.92	0.79	0.65	1.00	0.95	0.81	0.67	1.00	1.00	0.85	0.70	1.00	1.00	0.94	0.77
		ΔT	32.70	30.73	27.05	23.2	32.65	30.68	26.99	23.2	32.93	30.95	27.27	23.5	31.77	30.66	26.97	23.2	29.94	30.39	26.71	22.9	28.28	28.75	27.95	24.1
		kW	15.48	15.47	15.44	15.6	17.25	17.23	17.20	17.3	19.22	19.21	19.18	19.3	21.36	21.34	21.31	21.4	23.74	23.73	23.70	23.8	26.54	26.53	26.50	26.6
		Hi PR	269	270	272	277	311	312	314	319	355	356	358	362	402	403	405	410	453	454	456	460	507	508	510	515
		Lo PR	115	125	128	134	114	133	136	141	114	139	142	147	143	142	148	153	148	142	153	158	155	156	159	165
	8000	MBh	250.5	253.8	260.8	271.5	248.4	251.7	258.7	269.4	242.3	245.6	252.6	263.3	231.8	235.1	242.1	252.7	218.9	222.2	229.2	239.9	207.2	210.5	217.5	228.2
		S/T	1.00	1.00	0.85	0.69	1.00	1.00	0.85	0.70	1.00	1.00	0.88	0.72	1.00	1.00	0.91	0.74	1.00	1.00	0.95	0.77	1.00	1.00	1.00	0.86
		ΔT	28.46	28.84	25.16	21.3	28.23	28.60	25.10	21.3	27.53	27.91	25.38	21.6	26.34	26.71	25.08	21.3	24.88	25.25	24.82	21.0	23.54	23.92	24.71	22.2
		kW	15.62	15.61	15.58	15.7	17.39	17.38	17.35	17.5	19.37	19.35	19.32	19.5	21.50	21.49	21.46	21.6	23.89	23.88	23.84	24.0	26.69	26.68	26.64	26.8
		Hi PR	274	275	277	281	315	317	318	323	359	360	362	367	406	408	409	414	457	458	460	465	512	513	515	519
		Lo PR	128	130	133	138	135	143	140	145	142	143	146	151	147	149	152	157	153	154	157	162	159	161	166	169

IDB: Entering Indoor Dry Bulb Temperature

Shaded area reflects ACCA (TVA) conditions

High and low pressures are measured at the liquid and suction access fittings.

			Outdoor Ambient Temperature																							
			65				75				85				95				105				115			
			Entering Indoor Wet Bulb Temperature																							
IDB	Airflow		59	63	67	71	59	63	67	71	59	63	67	71	59	63	67	71	59	63	67	71	59	63	67	71
70	7500	MBh	296.9	301.1	309.9	-	294.3	298.4	307.2	-	286.6	290.7	299.5	-	273.3	277.5	286.3	-	257.1	261.3	270.1	-	242.3	246.5	255.3	-
		S/T	0.56	0.50	0.39	-	0.56	0.50	0.39	-	0.59	0.52	0.41	-	0.61	0.54	0.42	-	0.64	0.56	0.43	-	0.72	0.64	0.50	-
		ΔT	20.17	18.21	14.55	-	20.12	18.16	14.50	-	20.39	18.43	14.78	-	20.10	18.14	14.48	-	19.83	17.88	14.22	-	21.06	19.10	15.44	-
		kW	21.02	21.01	20.96	-	23.43	23.41	23.37	-	26.12	26.10	26.06	-	29.03	29.01	28.97	-	32.28	32.26	32.22	-	36.10	36.08	36.04	-
		Hi PR	280	281	283	-	323	325	326	-	369	370	372	-	419	420	422	-	472	473	475	-	529	530	532	-
		Lo PR	122	123	126	-	129	130	134	-	135	137	140	-	141	142	145	-	143	148	151	-	140	145	155	-
	7650	MBh	297.6	301.7	310.5	-	294.9	299.1	307.9	-	287.2	291.4	300.2	-	274.0	278.1	286.9	-	257.8	261.9	270.7	-	243.0	247.1	256.0	-
		S/T	0.57	0.50	0.39	-	0.57	0.51	0.39	-	0.59	0.53	0.41	-	0.61	0.54	0.42	-	0.64	0.57	0.44	-	0.72	0.64	0.50	-
		ΔT	20.00	18.04	14.38	-	19.95	17.99	14.33	-	20.22	18.26	14.60	-	19.93	17.97	14.31	-	19.66	17.70	14.05	-	20.89	18.93	15.27	-
		kW	21.04	21.02	20.98	-	23.45	23.43	23.39	-	26.14	26.12	26.08	-	29.05	29.03	28.99	-	32.30	32.28	32.24	-	36.12	36.10	36.06	-
		Hi PR	280	281	283	-	324	325	327	-	370	371	373	-	419	420	422	-	472	473	475	-	529	530	532	-
		Lo PR	122	123	126	-	129	131	134	-	136	137	140	-	141	143	146	-	144	148	151	-	140	145	155	-
	10000	MBh	310.7	314.9	323.7	-	308.1	312.2	321.1	-	300.4	304.5	313.4	-	287.1	291.3	300.1	-	270.9	275.1	283.9	-	256.1	260.3	269.1	-
		S/T	0.63	0.55	0.41	-	0.63	0.55	0.41	-	0.66	0.58	0.43	-	0.68	0.59	0.44	-	0.71	0.62	0.46	-	0.80	0.70	0.53	-
		ΔT	17.74	15.78	12.12	-	17.69	15.73	12.07	-	17.96	16.00	12.34	-	17.67	15.71	12.05	-	17.40	15.44	11.79	-	18.63	16.67	13.01	-
		kW	21.28	21.26	21.22	-	23.69	23.67	23.63	-	26.38	26.36	26.32	-	29.29	29.27	29.23	-	32.54	32.52	32.48	-	36.35	36.33	36.29	-
		Hi PR	286	287	289	-	329	331	333	-	375	377	378	-	425	426	428	-	478	479	481	-	535	536	538	-
		Lo PR	127	129	132	-	135	136	139	-	141	142	146	-	146	148	151	-	149	153	156	-	147	152	162	-
75	7500	MBh	298.4	302.6	311.4	324.9	295.8	300.0	308.8	322.2	288.1	292.3	301.1	314.5	274.8	279.0	287.8	301.3	258.6	262.8	271.6	285.1	243.8	248.0	256.8	270.3
		S/T	0.68	0.61	0.50	0.38	0.68	0.62	0.50	0.38	0.71	0.64	0.52	0.40	0.73	0.66	0.54	0.41	0.77	0.70	0.56	0.43	0.86	0.78	0.63	0.49
		ΔT	24.48	22.52	18.86	15.1	24.42	22.46	18.81	15.0	24.70	22.74	19.08	15.3	24.40	22.44	18.79	15.0	24.14	22.18	18.53	14.7	25.37	23.41	19.75	16.0
		kW	21.01	20.99	20.95	21.1	23.42	23.40	23.36	23.5	26.11	26.09	26.05	26.2	29.02	29.00	28.96	29.1	32.27	32.25	32.21	32.4	36.08	36.06	36.02	36.2
		Hi PR	280	281	283	288	324	325	327	332	369	371	373	377	419	420	422	427	472	473	475	480	529	530	532	537
		Lo PR	122	123	126	131	129	130	134	139	135	137	140	145	140	142	145	150	140	148	151	156	138	146	157	162
	7650	MBh	299.1	303.3	312.1	325.5	296.4	300.6	309.4	322.9	288.7	292.9	301.7	315.2	275.5	**279.7**	288.5	301.9	259.3	263.5	272.3	285.7	244.5	248.7	257.5	270.9
		S/T	0.68	0.62	0.50	0.39	0.69	0.62	0.51	0.39	0.71	0.65	0.53	0.40	0.74	**0.67**	0.54	0.41	0.78	0.70	0.57	0.43	0.87	0.79	0.64	0.49
		ΔT	24.31	22.35	18.69	14.9	24.25	22.29	18.64	14.8	24.53	22.57	18.91	15.1	24.23	**22.27**	18.62	14.8	23.97	22.01	18.35	14.6	25.20	23.24	19.58	15.8
		kW	21.03	21.01	20.97	21.2	23.44	23.42	23.38	23.6	26.12	26.11	26.06	26.2	29.03	**29.02**	28.97	29.2	32.29	32.27	32.23	32.4	36.10	36.08	36.04	36.2
		Hi PR	280	281	283	288	324	325	327	332	370	371	373	378	419	**420**	422	427	472	474	476	480	529	531	532	537
		Lo PR	122	123	127	132	129	131	134	139	136	137	140	145	138	**143**	146	151	139	148	151	156	139	147	158	163
	10000	MBh	312.2	316.4	325.2	338.7	309.6	313.8	322.6	336.0	301.9	306.1	314.9	328.3	288.6	292.8	301.6	315.1	272.4	276.6	285.4	298.9	257.7	261.8	270.6	284.1
		S/T	0.78	0.70	0.56	0.41	0.78	0.70	0.56	0.41	0.81	0.73	0.58	0.43	0.84	0.75	0.60	0.44	0.88	0.79	0.62	0.45	0.98	0.88	0.70	0.52
		ΔT	22.05	20.09	16.43	12.6	21.99	20.03	16.38	12.6	22.27	20.31	16.65	12.9	21.97	20.01	16.36	12.6	21.71	19.75	16.09	12.3	22.94	20.98	17.32	13.5
		kW	21.26	21.24	21.20	21.4	23.67	23.65	23.61	23.8	26.36	26.34	26.30	26.5	29.27	29.25	29.21	29.4	32.52	32.50	32.46	32.6	36.34	36.32	36.28	36.5
		Hi PR	286	287	289	294	330	331	333	338	376	377	379	384	425	426	428	433	478	479	481	486	535	536	538	543
		Lo PR	127	129	132	137	135	136	139	144	140	142	146	151	139	148	151	156	139	153	156	161	139	153	163	168

IDB: Entering Indoor Dry Bulb Temperature

Shaded area reflects ACCA (TVA) conditions

High and low pressures are measured at the liquid and suction access fittings.

			Outdoor Ambient Temperature																							
			65				75				85				95				105				115			
			Entering Indoor Wet Bulb Temperature																							
IDB	Airflow		59	63	67	71	59	63	67	71	59	63	67	71	59	63	67	71	59	63	67	71	59	63	67	71
80	7500	MBh	300.0	304.1	312.9	326.4	297.3	301.5	310.3	323.8	289.6	293.8	302.6	316.1	276.4	280.5	289.3	302.8	260.2	264.3	273.1	286.6	245.4	249.5	258.4	271.8
		S/T	0.79	0.73	0.61	0.49	0.80	0.73	0.62	0.49	0.83	0.76	0.64	0.51	0.86	0.79	0.66	0.53	0.90	0.83	0.69	0.55	1.00	0.92	0.77	0.62
		ΔT	28.81	26.85	23.20	19.4	28.76	26.80	23.14	19.4	29.04	27.08	23.42	19.6	28.74	26.78	23.12	19.3	28.48	26.52	22.86	19.1	29.71	27.75	24.09	20.3
		kW	21.02	21.00	20.96	21.1	23.43	23.41	23.37	23.6	26.12	26.10	26.06	26.2	29.03	29.01	28.97	29.2	32.28	32.26	32.22	32.4	36.10	36.08	36.04	36.2
		Hi PR	280	281	283	288	324	325	327	332	370	371	373	378	419	421	422	427	473	474	476	481	529	531	533	537
		Lo PR	122	124	127	132	128	131	134	139	128	137	140	146	127	143	146	151	127	148	151	156	127	148	158	163
	7650	MBh	300.6	304.8	313.6	327.1	298.0	302.1	311.0	324.4	290.3	294.4	303.3	316.7	277.0	281.2	**290.0**	303.5	260.8	265.0	273.8	287.3	246.0	250.2	259.0	272.5
		S/T	0.80	0.74	0.62	0.49	0.81	0.74	0.62	0.50	0.84	0.77	0.65	0.52	0.87	0.80	**0.67**	0.53	0.91	0.84	0.70	0.55	1.00	0.93	0.78	0.62
		ΔT	28.64	26.68	23.03	19.2	28.59	26.63	22.97	19.2	28.86	26.91	23.25	19.5	28.57	26.61	**22.95**	19.2	28.31	26.35	22.69	18.9	29.24	27.58	23.92	20.1
		kW	21.04	21.02	20.98	21.2	23.45	23.43	23.39	23.6	26.14	26.12	26.08	26.3	29.05	29.03	**28.99**	29.2	32.30	32.28	32.24	32.4	36.11	36.09	36.05	36.2
		Hi PR	281	282	284	289	324	326	328	332	370	372	373	378	420	421	**423**	428	473	474	476	481	530	531	533	538
		Lo PR	122	124	127	132	127	131	134	139	127	138	141	146	127	143	**146**	151	127	148	151	157	145	149	158	163
	10000	MBh	313.8	317.9	326.8	340.2	311.1	315.3	324.1	337.6	303.4	307.6	316.4	329.9	290.2	294.3	303.2	316.6	274.0	278.1	287.0	300.4	259.2	263.4	272.2	285.6
		S/T	0.92	0.84	0.70	0.55	0.93	0.85	0.70	0.55	0.96	0.88	0.73	0.57	1.00	0.91	0.75	0.59	1.00	0.95	0.78	0.61	1.00	1.00	0.88	0.69
		ΔT	26.38	24.42	20.77	17.0	26.33	24.37	20.71	16.9	26.60	24.65	20.99	17.2	26.31	24.35	20.69	16.9	24.91	24.09	20.43	16.6	23.56	23.94	21.66	17.9
		kW	21.28	21.26	21.22	21.4	23.69	23.67	23.62	23.8	26.37	26.36	26.31	26.5	29.28	29.27	29.22	29.4	32.54	32.52	32.48	32.7	36.35	36.33	36.29	36.5
		Hi PR	286	288	290	294	330	331	333	338	376	377	379	384	425	427	429	433	479	480	482	487	536	537	539	544
		Lo PR	128	129	132	137	127	137	140	145	127	143	146	151	127	148	151	157	152	152	157	162	159	159	163	169
85	7500	MBh	304.9	309.1	317.9	331.4	302.3	306.5	315.3	328.7	294.6	298.8	307.6	321.0	281.3	285.5	294.3	307.8	265.1	269.3	278.1	291.6	250.3	254.5	263.3	276.8
		S/T	0.88	0.82	0.70	0.58	0.89	0.83	0.71	0.58	0.92	0.85	0.73	0.60	0.96	0.89	0.76	0.62	1.00	0.93	0.79	0.65	1.00	1.00	0.88	0.72
		ΔT	32.66	30.70	27.04	23.3	32.61	30.65	26.99	23.2	32.88	30.92	27.27	23.5	32.59	30.63	26.97	23.2	32.14	30.37	26.71	22.9	30.34	30.85	27.93	24.1
		kW	21.07	21.05	21.01	21.2	23.48	23.46	23.42	23.6	26.17	26.15	26.11	26.3	29.08	29.06	29.02	29.2	32.33	32.31	32.27	32.5	36.14	36.12	36.08	36.3
		Hi PR	282	283	285	290	325	327	329	333	371	372	374	379	421	422	424	429	474	475	477	482	531	532	534	539
		Lo PR	115	125	129	134	114	133	136	141	114	139	142	147	115	142	148	153	148	142	153	158	155	154	160	165
	7650	MBh	305.6	309.8	318.6	332.0	302.9	307.1	315.9	329.4	295.2	299.4	308.2	321.7	282.0	286.2	295.0	308.4	265.8	270.0	278.8	292.2	251.0	255.2	264.0	277.4
		S/T	0.89	0.83	0.71	0.59	0.90	0.84	0.71	0.59	0.93	0.86	0.74	0.61	0.97	0.90	0.76	0.63	1.00	0.94	0.80	0.66	1.00	1.00	0.89	0.73
		ΔT	32.49	30.53	26.87	23.1	32.44	30.48	26.82	23.0	32.71	30.75	27.09	23.3	32.42	30.46	26.80	23.0	31.59	30.19	26.54	22.7	29.83	30.32	27.76	24.0
		kW	21.09	21.07	21.03	21.2	23.49	23.48	23.43	23.6	26.18	26.16	26.12	26.3	29.09	29.07	29.03	29.2	32.34	32.33	32.28	32.5	36.16	36.14	36.10	36.3
		Hi PR	282	283	285	290	326	327	329	334	372	373	375	380	421	422	424	429	474	475	477	482	531	532	534	539
		Lo PR	115	126	129	134	115	133	136	141	115	139	143	148	115	142	148	153	149	141	153	158	155	156	160	165
	10000	MBh	318.7	322.9	331.7	345.2	316.1	320.3	329.1	342.5	308.4	312.6	321.4	334.8	295.1	299.3	308.1	321.6	278.9	283.1	291.9	305.4	264.2	268.3	277.1	290.6
		S/T	1.00	0.96	0.82	0.66	1.00	0.97	0.82	0.67	1.00	1.00	0.85	0.69	1.00	1.00	0.88	0.71	1.00	1.00	0.91	0.74	1.00	1.00	1.00	0.82
		ΔT	28.98	28.27	24.61	20.8	28.74	28.22	24.56	20.8	28.04	28.42	24.83	21.0	26.83	27.21	24.54	20.7	25.36	25.74	24.28	20.5	24.01	24.39	25.19	21.7
		kW	21.32	21.30	21.26	21.4	23.73	23.71	23.67	23.9	26.42	26.40	26.36	26.5	29.33	29.31	29.27	29.5	32.58	32.56	32.52	32.7	36.40	36.38	36.34	36.5
		Hi PR	288	289	291	296	331	333	335	339	377	379	381	385	427	428	430	435	480	481	483	488	537	538	540	545
		Lo PR	130	131	134	139	137	138	141	147	143	145	148	153	149	150	153	158	154	156	159	164	161	162	167	170

IDB: Entering Indoor Dry Bulb Temperature

Shaded area reflects ACCA (TVA) conditions

High and low pressures are measured at the liquid and suction access fittings.

DSG1803WL High Static						
Speed Tap	Static	Airflow	RPM 1	RPM 2	BHP 1	BHP 2
T1**	0.2	2334	441	417	0.18	0.17
	0.4	1701	525	515	0.21	0.21
	0.6	1237	582	573	0.23	0.23
	0.8	953	636	633	0.25	0.25
	1	496.1	686	669	0.27	0.27
	1.2	-	-	-	-	-
	1.4	-	-	-	-	-
	1.6	-	-	-	-	-
	1.8	-	-	-	-	-
	2	-	-	-	-	-
	2.2	-	-	-	-	-
T2**	0.2	2334	441	417	0.18	0.17
	0.4	1701	525	515	0.21	0.21
	0.6	1237	582	573	0.23	0.23
	0.8	953	636	633	0.25	0.25
	1	496.1	686	669	0.27	0.27
	1.2	-	-	-	-	-
	1.4	-	-	-	-	-
	1.6	-	-	-	-	-
	1.8	-	-	-	-	-
	2	-	-	-	-	-
	2.2	-	-	-	-	-
T3	0.2	6268	781	693	0.92	0.82
	0.4	6015	815	728	0.96	0.86
	0.6	5781	849	765	1.00	0.90
	0.8	5530	886	812	1.05	0.96
	1	5226	922	863	1.09	1.02
	1.2	4918	964	914	1.14	1.08
	1.4	4606	1006	958	1.19	1.13
	1.6	4185	1042	1021	1.23	1.21
	1.8	3821	1075	1055	1.27	1.25
	2	3442	1107	1095	1.31	1.30
	2.2	3064	1139	1128	1.35	1.33
T4	0.2	8561	931	859	1.14	1.05
	0.4	8286	959	886	1.17	1.08
	0.6	8012	986	920	1.21	1.12
	0.8	7754	1013	951	1.24	1.16
	1	7487	1041	983	1.27	1.20
	1.2	7219	1068	1018	1.31	1.24
	1.4	6935	1098	1055	1.34	1.29
	1.6	6642	1131	1090	1.38	1.33
	1.8	6309	1163	1127	1.42	1.38
	2	6023	1193	1157	1.46	1.41
	2.2	5635	1224	1199	1.50	1.47

DSG1803WL High Static						
Speed Tap	Static	Airflow	RPM 1	RPM 2	BHP 1	BHP 2
T5	0.2	8479	963	889	1.52	1.40
	0.4	8235	990	915	1.56	1.44
	0.6	7994	1015	946	1.60	1.49
	0.8	7767	1041	975	1.64	1.54
	1	7534	1067	1005	1.68	1.59
	1.2	7307	1093	1036	1.72	1.64
	1.4	7072	1120	1069	1.77	1.69
	1.6	6828	1149	1103	1.81	1.74
	1.8	6558	1177	1137	1.86	1.79
	2	6320	1206	1167	1.90	1.84
	2.2	6023	1235	1202	1.95	1.90
T6**	0.2	7287	856	758	1.26	1.12
	0.4	7032	889	795	1.31	1.17
	0.6	6812	919	827	1.36	1.22
	0.8	6582	965	872	1.42	1.29
	1	6359	985	901	1.45	1.33
	1.2	6098	1014	941	1.50	1.39
	1.4	5817	1050	993	1.55	1.47
	1.6	5539	1087	1034	1.60	1.53
	1.8	5264	1125	1073	1.66	1.58
	2	4962	1163	1122	1.72	1.66
	2.2	4569	1189	1170	1.75	1.73
T7**	0.2	8954	1011	898	2.16	1.92
	0.4	8720	1038	926	2.22	1.98
	0.6	8521	1068	955	2.29	2.04
	0.8	8320	1095	983	2.34	2.10
	1	8129	1123	1011	2.40	2.16
	1.2	7925	1151	1040	2.46	2.23
	1.4	7745	1171	1073	2.51	2.30
	1.6	7546	1189	1107	2.55	2.37
	1.8	7308	1225	1140	2.62	2.44
	2	7034	1251	1182	2.68	2.53
	2.2	6693	1277	1220	2.73	2.61
T8	0.2	7275	857	758	1.26	1.12
	0.4	7032	890	794	1.31	1.17
	0.6	6814	921	828	1.36	1.22
	0.8	6591	954	863	1.41	1.27
	1	6369	994	943	1.47	1.39
	1.2	6096	1016	975	1.50	1.44
	1.4	5818	1051	991	1.55	1.46
	1.6	5502	1087	1034	1.60	1.53
	1.8	5181	1126	1074	1.66	1.58
	2	4511	1152	1134	1.70	1.67
	2.2	4561	1192	1168	1.76	1.72

shaded speed tap - Gas heating airflow.
**(T1) (T2) and (T6)(T7) are part load only.

DSG1803WL High Static						
Speed Tap	Static	Airflow	RPM 1	RPM 2	BHP 1	BHP 2
T9	0.2	9254	1016	913	2.28	2.05
	0.4	8981	1060	942	2.38	2.11
	0.6	8772	1084	971	2.43	2.18
	0.8	8583	1111	998	2.49	2.24
	1	8405	1139	1028	2.56	2.31
	1.2	8234	1159	1057	2.60	2.37
	1.4	8040	1185	1086	2.66	2.44
	1.6	7809	1211	1116	2.72	2.50
	1.8	7612	1238	1150	2.78	2.58
	2	7420	1267	1189	2.84	2.67
	2.2	7120	1291	1230	2.90	2.76
T10	0.2	9435	1051	931	2.47	2.18
	0.4	9201	1077	959	2.53	2.25
	0.6	9003	1105	989	2.59	2.32
	0.8	8817	1132	1017	2.66	2.39
	1	8627	1158	1043	2.72	2.45
	1.2	8450	1183	1072	2.78	2.52
	1.4	8262	1208	1100	2.83	2.58
	1.6	8067	1233	1128	2.89	2.65
	1.8	7876	1259	1157	2.95	2.72
	2	7681	1286	1192	3.02	2.80
	2.2	7445	1311	1230	3.08	2.89

shaded speed tap - Gas heating airflow.
**(T1) (T2) and (T6)(T7) are part load only.

DSG1803WM High Static						
Speed Tap	Static	Airflow	RPM 1	RPM 2	BHP 1	BHP 2
T1**	0.2	2418	455	455	0.18	0.18
	0.4	1654	580	570	0.23	0.23
	0.6	1239	627	627	0.25	0.25
	0.8	845.7	696	693	0.28	0.28
	1	-	-	-	-	-
	1.2	-	-	-	-	-
	1.4	-	-	-	-	-
	1.6	-	-	-	-	-
	1.8	-	-	-	-	-
	2	-	-	-	-	-
	2.2	-	-	-	-	-
T2**	0.2	2418	455	455	0.18	0.18
	0.4	1654	580	570	0.23	0.23
	0.6	1239	627	627	0.25	0.25
	0.8	845.7	696	693	0.28	0.28
	1	-	-	-	-	-
	1.2	-	-	-	-	-
	1.4	-	-	-	-	-
	1.6	-	-	-	-	-
	1.8	-	-	-	-	-
	2	-	-	-	-	-
	2.2	-	-	-	-	-
T3	0.2	6447	705	794	0.83	0.94
	0.4	6138	756	839	0.89	0.99
	0.6	5813	808	882	0.96	1.04
	0.8	5542	858	921	1.01	1.09
	1	5225	912	962	1.08	1.14
	1.2	4902	963	1008	1.14	1.19
	1.4	4592	1006	1053	1.19	1.25
	1.6	4251	1047	1101	1.24	1.30
	1.8	3849	1118	1134	1.32	1.34
	2	3431	1156	1165	1.37	1.38
	2.2	3078	1184	1192	1.40	1.41
T4	0.2	8561	931	859	1.14	1.05
	0.4	8286	959	886	1.17	1.08
	0.6	8012	986	920	1.21	1.12
	0.8	7754	1013	951	1.24	1.16
	1	7487	1041	983	1.27	1.20
	1.2	7219	1068	1018	1.31	1.24
	1.4	6935	1098	1055	1.34	1.29
	1.6	6642	1131	1090	1.38	1.33
	1.8	6309	1163	1127	1.42	1.38
	2	6023	1193	1157	1.46	1.41
	2.2	5635	1224	1199	1.50	1.47

shaded speed tap - Gas heating airflow.
**(T1) (T2) and (T6)(T7) are part load only.

DSG1803WM High Static						
Speed Tap	Static	Airflow	RPM 1	RPM 2	BHP 1	BHP 2
T5	0.2	8479	963	889	1.52	1.40
	0.4	8235	990	915	1.56	1.44
	0.6	7994	1015	946	1.60	1.49
	0.8	7767	1041	975	1.64	1.54
	1	7534	1067	1005	1.68	1.59
	1.2	7307	1093	1036	1.72	1.64
	1.4	7072	1120	1069	1.77	1.69
	1.6	6828	1149	1103	1.81	1.74
	1.8	6558	1177	1137	1.86	1.79
	2	6320	1206	1167	1.90	1.84
	2.2	6023	1235	1202	1.95	1.90
T6**	0.2	9517	944	1061	2.22	2.49
	0.4	9207	986	1100	2.31	2.58
	0.6	8956	1020	1132	2.39	2.66
	0.8	8752	1052	1161	2.47	2.72
	1	8540	1085	1189	2.55	2.79
	1.2	8364	1118	1218	2.62	2.86
	1.4	8180	1150	1247	2.70	2.93
	1.6	7973	1182	1272	2.77	2.99
	1.8	7762	1220	1298	2.86	3.05
	2	7545	1254	1327	2.94	3.11
	2.2	7308	1293	1359	3.03	3.19
T7**	0.2	9797	957	1078	2.34	2.64
	0.4	9484	997	1119	2.44	2.74
	0.6	9248	1028	1149	2.52	2.81
	0.8	9049	1065	1176	2.61	2.88
	1	8839	1101	1204	2.70	2.95
	1.2	8626	1132	1231	2.77	3.01
	1.4	8441	1163	1259	2.85	3.08
	1.6	8201	1198	1285	2.93	3.15
	1.8	7999	1227	1313	3.01	3.22
	2	7860	1260	1340	3.09	3.28
	2.2	7571	1296	1371	3.17	3.36
T8	0.2	9517	944	1061	2.22	2.49
	0.4	9207	986	1100	2.31	2.58
	0.6	8956	1020	1132	2.39	2.66
	0.8	8752	1052	1161	2.47	2.72
	1	8540	1085	1189	2.55	2.79
	1.2	8364	1118	1218	2.62	2.86
	1.4	8180	1150	1247	2.70	2.93
	1.6	7973	1182	1272	2.77	2.99
	1.8	7762	1220	1298	2.86	3.05
	2	7545	1254	1327	2.94	3.11
	2.2	7308	1293	1359	3.03	3.19

shaded speed tap - Gas heating airflow.
**(T1) (T2) and (T6)(T7) are part load only.

DSG1803WM High Static						
Speed Tap	Static	Airflow	RPM 1	RPM 2	BHP 1	BHP 2
T9	0.2	9797	957	1078	2.34	2.64
	0.4	9484	997	1119	2.44	2.74
	0.6	9248	1028	1149	2.52	2.81
	0.8	9049	1065	1176	2.61	2.88
	1	8839	1101	1204	2.70	2.95
	1.2	8626	1132	1231	2.77	3.01
	1.4	8441	1163	1259	2.85	3.08
	1.6	8201	1198	1285	2.93	3.15
	1.8	7999	1227	1313	3.01	3.22
	2	7860	1260	1340	3.09	3.28
	2.2	7571	1296	1371	3.17	3.36
T10	0.2	9992	971	1102	2.48	2.81
	0.4	9691	1011	1140	2.58	2.91
	0.6	9447	1046	1171	2.67	2.99
	0.8	9247	1077	1200	2.75	3.06
	1	9049	1108	1227	2.83	3.13
	1.2	8870	1140	1254	2.91	3.20
	1.4	8654	1170	1280	2.99	3.27
	1.6	8469	1202	1306	3.07	3.33
	1.8	8272	1234	1328	3.15	3.39
	2	8075	1269	1358	3.24	3.46
	2.2	7861	1305	1386	3.33	3.54

shaded speed tap - Gas heating airflow.
**(T1) (T2) and (T6)(T7) are part load only.

DSG1803WH High Static						
Speed Tap	Static	Airflow	RPM 1	RPM 2	BHP 1	BHP 2
T1**	0.2	2418	455	455	0.18	0.18
	0.4	1654	580	570	0.23	0.23
	0.6	1239	627	627	0.25	0.25
	0.8	845.7	696	693	0.28	0.28
	1	-	-	-	-	-
	1.2	-	-	-	-	-
	1.4	-	-	-	-	-
	1.6	-	-	-	-	-
	1.8	-	-	-	-	-
	2	-	-	-	-	-
	2.2	-	-	-	-	-
T2**	0.2	2418	455	455	0.18	0.18
	0.4	1654	580	570	0.23	0.23
	0.6	1239	627	627	0.25	0.25
	0.8	845.7	696	693	0.28	0.28
	1	-	-	-	-	-
	1.2	-	-	-	-	-
	1.4	-	-	-	-	-
	1.6	-	-	-	-	-
	1.8	-	-	-	-	-
	2	-	-	-	-	-
	2.2	-	-	-	-	-
T3	0.2	6447	705	794	0.83	0.94
	0.4	6138	756	839	0.89	0.99
	0.6	5813	808	882	0.96	1.04
	0.8	5542	858	921	1.01	1.09
	1	5225	912	962	1.08	1.14
	1.2	4902	963	1008	1.14	1.19
	1.4	4592	1006	1053	1.19	1.25
	1.6	4251	1047	1101	1.24	1.30
	1.8	3849	1118	1134	1.32	1.34
	2	3431	1156	1165	1.37	1.38
	2.2	3078	1184	1192	1.40	1.41
T4	0.2	8561	931	859	1.14	1.05
	0.4	8286	959	886	1.17	1.08
	0.6	8012	986	920	1.21	1.12
	0.8	7754	1013	951	1.24	1.16
	1	7487	1041	983	1.27	1.20
	1.2	7219	1068	1018	1.31	1.24
	1.4	6935	1098	1055	1.34	1.29
	1.6	6642	1131	1090	1.38	1.33
	1.8	6309	1163	1127	1.42	1.38
	2	6023	1193	1157	1.46	1.41
	2.2	5635	1224	1199	1.50	1.47

DSG1803WH High Static						
Speed Tap	Static	Airflow	RPM 1	RPM 2	BHP 1	BHP 2
T5	0.2	8479	963	889	1.52	1.40
	0.4	8235	990	915	1.56	1.44
	0.6	7994	1015	946	1.60	1.49
	0.8	7767	1041	975	1.64	1.54
	1	7534	1067	1005	1.68	1.59
	1.2	7307	1093	1036	1.72	1.64
	1.4	7072	1120	1069	1.77	1.69
	1.6	6828	1149	1103	1.81	1.74
	1.8	6558	1177	1137	1.86	1.79
	2	6320	1206	1167	1.90	1.84
	2.2	6023	1235	1202	1.95	1.90
T6**	0.2	9517	944	1061	2.22	2.49
	0.4	9207	986	1100	2.31	2.58
	0.6	8956	1020	1132	2.39	2.66
	0.8	8752	1052	1161	2.47	2.72
	1	8540	1085	1189	2.55	2.79
	1.2	8364	1118	1218	2.62	2.86
	1.4	8180	1150	1247	2.70	2.93
	1.6	7973	1182	1272	2.77	2.99
	1.8	7762	1220	1298	2.86	3.05
	2	7545	1254	1327	2.94	3.11
	2.2	7308	1293	1359	3.03	3.19
T7**	0.2	9797	957	1078	2.34	2.64
	0.4	9484	997	1119	2.44	2.74
	0.6	9248	1028	1149	2.52	2.81
	0.8	9049	1065	1176	2.61	2.88
	1	8839	1101	1204	2.70	2.95
	1.2	8626	1132	1231	2.77	3.01
	1.4	8441	1163	1259	2.85	3.08
	1.6	8201	1198	1285	2.93	3.15
	1.8	7999	1227	1313	3.01	3.22
	2	7860	1260	1340	3.09	3.28
	2.2	7571	1296	1371	3.17	3.36
T8	0.2	9517	944	1061	2.22	2.49
	0.4	9207	986	1100	2.31	2.58
	0.6	8956	1020	1132	2.39	2.66
	0.8	8752	1052	1161	2.47	2.72
	1	8540	1085	1189	2.55	2.79
	1.2	8364	1118	1218	2.62	2.86
	1.4	8180	1150	1247	2.70	2.93
	1.6	7973	1182	1272	2.77	2.99
	1.8	7762	1220	1298	2.86	3.05
	2	7545	1254	1327	2.94	3.11
	2.2	7308	1293	1359	3.03	3.19

shaded speed tap - Gas heating airflow.
**(T1) (T2) and (T6)(T7) are part load only.

DSG1803WH High Static						
Speed Tap	Static	Airflow	RPM 1	RPM 2	BHP 1	BHP 2
T9	0.2	9797	957	1078	2.34	2.64
	0.4	9484	997	1119	2.44	2.74
	0.6	9248	1028	1149	2.52	2.81
	0.8	9049	1065	1176	2.61	2.88
	1	8839	1101	1204	2.70	2.95
	1.2	8626	1132	1231	2.77	3.01
	1.4	8441	1163	1259	2.85	3.08
	1.6	8201	1198	1285	2.93	3.15
	1.8	7999	1227	1313	3.01	3.22
	2	7860	1260	1340	3.09	3.28
	2.2	7571	1296	1371	3.17	3.36
T10	0.2	9992	971	1102	2.48	2.81
	0.4	9691	1011	1140	2.58	2.91
	0.6	9447	1046	1171	2.67	2.99
	0.8	9247	1077	1200	2.75	3.06
	1	9049	1108	1227	2.83	3.13
	1.2	8870	1140	1254	2.91	3.20
	1.4	8654	1170	1280	2.99	3.27
	1.6	8469	1202	1306	3.07	3.33
	1.8	8272	1234	1328	3.15	3.39
	2	8075	1269	1358	3.24	3.46
	2.2	7861	1305	1386	3.33	3.54

shaded speed tap - Gas heating airflow.
**(T1) (T2) and (T6)(T7) are part load only.

DSG2403WL High Static						
Speed Tap	Static	Airflow	RPM 1	RPM 2	BHP 1	BHP 2
T1**	0.2	5985	721	787	0.79	0.86
	0.4	5657	775	835	0.85	0.92
	0.6	5260	834	880	0.91	0.96
	0.8	4929	881	924	0.97	1.01
	1	4639	924	965	1.01	1.06
	1.2	4343	967	963	1.06	1.06
	1.4	4082	1007	1042	1.10	1.14
	1.6	3705	1043	1084	1.14	1.19
	1.8	3291	1103	1116	1.21	1.22
	2	2973	1138	1141	1.25	1.25
	2.2	2736	1167	1168	1.28	1.28
T2**	0.2	6292	747	818	0.89	0.97
	0.4	6008	800	864	0.95	1.03
	0.6	5657	854	904	1.01	1.07
	0.8	5338	897	945	1.07	1.12
	1	5049	939	986	1.12	1.17
	1.2	4760	980	1025	1.16	1.22
	1.4	4489	1022	1063	1.21	1.26
	1.6	4201	1065	1103	1.26	1.31
	1.8	3856	1100	1141	1.31	1.36
	2	3420	1154	1168	1.37	1.39
	2.2	3113	1186	1192	1.41	1.42
T3	0.2	8963	957	1052	2.07	2.27
	0.4	8662	996	1089	2.15	2.35
	0.6	8453	1033	1120	2.23	2.42
	0.8	8228	1069	1152	2.31	2.49
	1	8105	1103	1182	2.38	2.56
	1.2	7853	1139	1211	2.46	2.62
	1.4	7568	1179	1242	2.55	2.69
	1.6	7310	1214	1273	2.62	2.75
	1.8	7076	1243	1301	2.69	2.81
	2	6853	1274	1330	2.75	2.88
	2.2	6660	1305	1358	2.82	2.94
T4	0.2	10340	1016	1116	2.18	2.40
	0.4	10029	1053	1153	2.26	2.48
	0.6	9767	1093	1191	2.35	2.56
	0.8	9552	1126	1222	2.42	2.62
	1	9322	1157	1248	2.48	2.68
	1.2	9084	1190	1275	2.56	2.74
	1.4	8819	1228	1304	2.64	2.80
	1.6	8546	1265	1330	2.72	2.86
	1.8	8234	1306	1359	2.80	2.92
	2	8015	1336	1386	2.87	2.98
	2.2	7772	1366	1417	2.93	3.04

DSG2403WL High Static						
Speed Tap	Static	Airflow	RPM 1	RPM 2	BHP 1	BHP 2
T5	0.2	10257	1041	1152	2.55	2.82
	0.4	9969	1081	1186	2.65	2.90
	0.6	9756	1114	1217	2.73	2.98
	0.8	9580	1141	1245	2.79	3.05
	1	9373	1170	1270	2.86	3.11
	1.2	9198	1202	1297	2.94	3.18
	1.4	8986	1232	1323	3.02	3.24
	1.6	8732	1269	1348	3.11	3.30
	1.8	8449	1309	1375	3.21	3.37
	2	8231	1342	1400	3.29	3.43
	2.2	8015	1372	1426	3.36	3.49
T6**	0.2	7571	836	928	1.32	1.46
	0.4	7289	880	969	1.39	1.53
	0.6	7014	925	1004	1.46	1.58
	0.8	6734	971	1039	1.53	1.64
	1	6386	1019	1074	1.61	1.69
	1.2	6113	1058	1113	1.67	1.76
	1.4	5836	1095	1095	1.73	1.73
	1.6	5597	1129	1180	1.78	1.86
	1.8	5358	1171	1215	1.85	1.92
	2	5127	1204	1246	1.90	1.97
	2.2	4851	1232	1274	1.94	2.01
T7**	0.2	8483	911	1010	1.76	1.96
	0.4	8212	958	1049	1.85	2.03
	0.6	7979	991	1085	1.92	2.10
	0.8	7705	1034	1127	2.00	2.18
	1	7443	1077	1152	2.09	2.23
	1.2	7151	1118	1180	2.16	2.28
	1.4	6899	1153	1210	2.23	2.34
	1.6	6672	1187	1242	2.30	2.40
	1.8	6438	1216	1271	2.35	2.46
	2	6211	1254	1301	2.43	2.52
	2.2	5995	1285	1331	2.49	2.58
T8	0.2	7571	836	928	1.32	1.46
	0.4	7289	880	969	1.39	1.53
	0.6	7014	925	1004	1.46	1.58
	0.8	6734	971	1039	1.53	1.64
	1	6386	1019	1074	1.61	1.69
	1.2	6113	1058	1113	1.67	1.76
	1.4	5836	1095	1095	1.73	1.73
	1.6	5597	1129	1180	1.78	1.86
	1.8	5358	1171	1215	1.85	1.92
	2	5127	1204	1246	1.90	1.97
	2.2	4851	1232	1274	1.94	2.01

shaded speed tap - Gas heating airflow.
**(T1) (T2) and (T6)(T7) are part load only.

DSG2403WL High Static						
Speed Tap	Static	Airflow	RPM 1	RPM 2	BHP 1	BHP 2
T9	0.2	9342	978	1083	2.25	2.49
	0.4	9071	1018	1118	2.34	2.57
	0.6	8859	1053	1151	2.42	2.64
	0.8	8653	1084	1182	2.49	2.71
	1	8436	1118	1212	2.57	2.78
	1.2	8199	1154	1240	2.65	2.85
	1.4	7928	1194	1266	2.74	2.91
	1.6	7648	1235	1295	2.84	2.97
	1.8	7424	1267	1322	2.91	3.03
	2	7185	1296	1352	2.98	3.10
	2.2	6995	1325	1379	3.04	3.17
T10	0.2	9762	1012	1122	2.53	2.81
	0.4	9468	1056	1160	2.64	2.90
	0.6	9247	1091	1191	2.73	2.98
	0.8	9038	1124	1218	2.81	3.05
	1	8863	1157	1248	2.89	3.12
	1.2	8664	1181	1274	2.95	3.19
	1.4	8447	1216	1300	3.04	3.25
	1.6	8161	1259	1325	3.15	3.31
	1.8	7916	1293	1352	3.23	3.38
	2	7673	1323	1380	3.31	3.45
	2.2	7457	1353	1410	3.38	3.53

shaded speed tap - Gas heating airflow.
**(T1) (T2) and (T6)(T7) are part load only.

DSG2403WM High Static						
Speed Tap	Static	Airflow	RPM 1	RPM 2	BHP 1	BHP 2
T1**	0.2	5965	791	703	0.87	0.77
	0.4	5707	827	735	0.91	0.81
	0.6	5487	862	778	0.94	0.85
	0.8	5202	896	824	0.98	0.90
	1	4939	935	872	1.02	0.96
	1.2	4653	977	915	1.07	1.00
	1.4	4320	1019	962	1.12	1.05
	1.6	4045	1052	1014	1.15	1.11
	1.8	3687	1083	1060	1.19	1.16
	2	3356	1113	1098	1.22	1.20
	2.2	3026	1143	1127	1.25	1.24
T2**	0.2	6230	823	726	0.98	0.86
	0.4	6014	856	760	1.02	0.90
	0.6	5785	888	800	1.05	0.95
	0.8	5536	920	840	1.09	1.00
	1	5287	957	883	1.14	1.05
	1.2	5008	997	929	1.18	1.10
	1.4	4698	1038	970	1.23	1.15
	1.6	4433	1072	1014	1.27	1.20
	1.8	4148	1103	1055	1.31	1.25
	2	3799	1130	1110	1.34	1.32
	2.2	3466	1157	1144	1.37	1.36
T3	0.2	8871	1067	951	2.31	2.06
	0.4	8650	1093	980	2.36	2.12
	0.6	8458	1118	1007	2.42	2.18
	0.8	8278	1144	1035	2.47	2.24
	1	8077	1168	1064	2.53	2.30
	1.2	7897	1193	1092	2.58	2.36
	1.4	7711	1219	1122	2.64	2.43
	1.6	7537	1244	1151	2.69	2.49
	1.8	7328	1270	1182	2.75	2.56
	2	7153	1297	1208	2.80	2.61
	2.2	6965	1325	1245	2.87	2.69
T4	0.2	9787	1175	1048	2.71	2.42
	0.4	9536	1207	1077	2.79	2.49
	0.6	9343	1232	1103	2.85	2.55
	0.8	9145	1259	1131	2.91	2.61
	1	8966	1284	1160	2.96	2.68
	1.2	8763	1311	1189	3.03	2.75
	1.4	8593	1337	1216	3.09	2.81
	1.6	8401	1360	1246	3.14	2.88
	1.8	8221	1386	1277	3.20	2.95
	2	8015	1410	1313	3.26	3.03
	2.2	7843	1441	1343	3.33	3.10

DSG2403WM High Static						
Speed Tap	Static	Airflow	RPM 1	RPM 2	BHP 1	BHP 2
T5	0.2	9883	1195	1068	3.00	2.69
	0.4	9673	1221	1097	3.07	2.76
	0.6	9468	1246	1125	3.13	2.83
	0.8	9276	1272	1155	3.20	2.90
	1	9088	1298	1180	3.26	2.97
	1.2	8913	1323	1207	3.33	3.03
	1.4	8741	1346	1235	3.38	3.11
	1.6	8568	1370	1262	3.45	3.17
	1.8	8374	1394	1300	3.50	3.27
	2	8205	1421	1324	3.57	3.33
	2.2	8015	1443	1355	3.63	3.41
T6**	0.2	9086	1084	980	2.43	2.20
	0.4	8865	1111	997	2.49	2.24
	0.6	8678	1135	1024	2.55	2.30
	0.8	8471	1161	1057	2.61	2.37
	1	8293	1186	1080	2.66	2.42
	1.2	8111	1213	1105	2.72	2.48
	1.4	7939	1238	1131	2.78	2.54
	1.6	7759	1262	1160	2.83	2.60
	1.8	7593	1287	1191	2.89	2.67
	2	7405	1312	1221	2.94	2.74
	2.2	7175	1330	1257	2.99	2.82
T7**	0.2	9246	1090	990	2.56	2.32
	0.4	9220	1124	1009	2.64	2.37
	0.6	9034	1149	1037	2.70	2.43
	0.8	8829	1172	1064	2.75	2.50
	1	8631	1202	1086	2.82	2.55
	1.2	8468	1228	1115	2.88	2.62
	1.4	8311	1248	1140	2.93	2.68
	1.6	8129	1273	1168	2.99	2.74
	1.8	7949	1291	1193	3.03	2.80
	2	7772	1317	1222	3.09	2.87
	2.2	7601	1344	1253	3.15	2.94
T8	0.2	9086	1084	980	2.43	2.20
	0.4	8865	1111	997	2.49	2.24
	0.6	8678	1135	1024	2.55	2.30
	0.8	8471	1161	1057	2.61	2.37
	1	8293	1186	1080	2.66	2.42
	1.2	8111	1213	1105	2.72	2.48
	1.4	7939	1238	1131	2.78	2.54
	1.6	7759	1262	1160	2.83	2.60
	1.8	7593	1287	1191	2.89	2.67
	2	7405	1312	1221	2.94	2.74
	2.2	7175	1330	1257	2.99	2.82

shaded speed tap - Gas heating airflow.
**(T1) (T2) and (T6)(T7) are part load only.

DSG2403WM High Static						
Speed Tap	Static	Airflow	RPM 1	RPM 2	BHP 1	BHP 2
T9	0.2	9246	1102	1003	2.59	2.35
	0.4	9220	1124	1009	2.64	2.37
	0.6	9034	1149	1037	2.70	2.43
	0.8	8829	1172	1064	2.75	2.50
	1	8631	1202	1086	2.82	2.55
	1.2	8468	1228	1115	2.88	2.62
	1.4	8311	1248	1140	2.93	2.68
	1.6	8129	1273	1168	2.99	2.74
	1.8	7949	1291	1193	3.03	2.80
	2	7772	1317	1222	3.09	2.87
	2.2	7601	1344	1253	3.15	2.94
T10	0.2	9824	1144	1020	2.92	2.60
	0.4	9578	1167	1047	2.98	2.67
	0.6	9384	1190	1074	3.04	2.74
	0.8	9196	1214	1101	3.10	2.81
	1	9022	1238	1128	3.16	2.88
	1.2	8851	1262	1153	3.22	2.94
	1.4	8669	1284	1177	3.28	3.00
	1.6	8495	1307	1205	3.33	3.07
	1.8	8342	1329	1231	3.39	3.14
	2	8150	1354	1260	3.45	3.21
	2.2	7971	1378	1288	3.52	3.29

shaded speed tap - Gas heating airflow.
**(T1) (T2) and (T6)(T7) are part load only.

DSG2403WH High Static						
Speed Tap	Static	Airflow	RPM 1	RPM 2	BHP 1	BHP 2
T1**	0.2	5965	791	703	0.87	0.77
	0.4	5707	827	735	0.91	0.81
	0.6	5487	862	778	0.94	0.85
	0.8	5202	896	824	0.98	0.90
	1	4939	935	872	1.02	0.96
	1.2	4653	977	915	1.07	1.00
	1.4	4320	1019	962	1.12	1.05
	1.6	4045	1052	1014	1.15	1.11
	1.8	3687	1083	1060	1.19	1.16
	2	3356	1113	1098	1.22	1.20
	2.2	3026	1143	1127	1.25	1.24
T2**	0.2	6230	823	726	0.98	0.86
	0.4	6014	856	760	1.02	0.90
	0.6	5785	888	800	1.05	0.95
	0.8	5536	920	840	1.09	1.00
	1	5287	957	883	1.14	1.05
	1.2	5008	997	929	1.18	1.10
	1.4	4698	1038	970	1.23	1.15
	1.6	4433	1072	1014	1.27	1.20
	1.8	4148	1103	1055	1.31	1.25
	2	3799	1130	1110	1.34	1.32
	2.2	3466	1157	1144	1.37	1.36
T3	0.2	8871	1067	951	2.31	2.06
	0.4	8650	1093	980	2.36	2.12
	0.6	8458	1118	1007	2.42	2.18
	0.8	8278	1144	1035	2.47	2.24
	1	8077	1168	1064	2.53	2.30
	1.2	7897	1193	1092	2.58	2.36
	1.4	7711	1219	1122	2.64	2.43
	1.6	7537	1244	1151	2.69	2.49
	1.8	7328	1270	1182	2.75	2.56
	2	7153	1297	1208	2.80	2.61
	2.2	6965	1325	1245	2.87	2.69
T4	0.2	9787	1175	1048	2.71	2.42
	0.4	9536	1207	1077	2.79	2.49
	0.6	9343	1232	1103	2.85	2.55
	0.8	9145	1259	1131	2.91	2.61
	1	8966	1284	1160	2.96	2.68
	1.2	8763	1311	1189	3.03	2.75
	1.4	8593	1337	1216	3.09	2.81
	1.6	8401	1360	1246	3.14	2.88
	1.8	8221	1386	1277	3.20	2.95
	2	8015	1410	1313	3.26	3.03
	2.2	7843	1441	1343	3.33	3.10

DSG2403WH High Static						
Speed Tap	Static	Airflow	RPM 1	RPM 2	BHP 1	BHP 2
T5	0.2	9883	1195	1068	3.00	2.69
	0.4	9673	1221	1097	3.07	2.76
	0.6	9468	1246	1125	3.13	2.83
	0.8	9276	1272	1155	3.20	2.90
	1	9088	1298	1180	3.26	2.97
	1.2	8913	1323	1207	3.33	3.03
	1.4	8741	1346	1235	3.38	3.11
	1.6	8568	1370	1262	3.45	3.17
	1.8	8374	1394	1300	3.50	3.27
	2	8205	1421	1324	3.57	3.33
	2.2	8015	1443	1355	3.63	3.41
T6**	0.2	9558	1126	1006	2.76	2.46
	0.4	9315	1148	1031	2.81	2.52
	0.6	9124	1172	1059	2.87	2.59
	0.8	8933	1197	1086	2.93	2.66
	1	8740	1223	1115	3.00	2.73
	1.2	8572	1251	1133	3.06	2.77
	1.4	8387	1274	1158	3.12	2.84
	1.6	8232	1296	1186	3.17	2.90
	1.8	8056	1319	1215	3.23	2.98
	2	7869	1344	1243	3.29	3.04
	2.2	7680	1368	1272	3.35	3.12
T7**	0.2	9824	1144	1020	2.92	2.60
	0.4	9578	1167	1047	2.98	2.67
	0.6	9384	1190	1074	3.04	2.74
	0.8	9196	1214	1101	3.10	2.81
	1	9022	1238	1128	3.16	2.88
	1.2	8851	1262	1153	3.22	2.94
	1.4	8669	1284	1177	3.28	3.00
	1.6	8495	1307	1205	3.33	3.07
	1.8	8342	1329	1231	3.39	3.14
	2	8150	1354	1260	3.45	3.21
	2.2	7971	1378	1288	3.52	3.29
T8	0.2	9558	1126	1006	2.76	2.46
	0.4	9315	1148	1031	2.81	2.52
	0.6	9124	1172	1059	2.87	2.59
	0.8	8933	1197	1086	2.93	2.66
	1	8740	1223	1115	3.00	2.73
	1.2	8572	1251	1133	3.06	2.77
	1.4	8387	1274	1158	3.12	2.84
	1.6	8232	1296	1186	3.17	2.90
	1.8	8056	1319	1215	3.23	2.98
	2	7869	1344	1243	3.29	3.04
	2.2	7680	1368	1272	3.35	3.12

shaded speed tap - Gas heating airflow.
**(T1) (T2) and (T6)(T7) are part load only.

DSG2403WH High Static						
Speed Tap	Static	Airflow	RPM 1	RPM 2	BHP 1	BHP 2
T9	0.2	9824	1144	1020	2.92	2.60
	0.4	9578	1167	1047	2.98	2.67
	0.6	9384	1190	1074	3.04	2.74
	0.8	9196	1214	1101	3.10	2.81
	1	9022	1238	1128	3.16	2.88
	1.2	8851	1262	1153	3.22	2.94
	1.4	8669	1284	1177	3.28	3.00
	1.6	8495	1307	1205	3.33	3.07
	1.8	8342	1329	1231	3.39	3.14
	2	8150	1354	1260	3.45	3.21
	2.2	7971	1378	1288	3.52	3.29
T10	0.2	10090	1172	1048	3.17	2.83
	0.4	9871	1195	1075	3.23	2.91
	0.6	9669	1218	1101	3.29	2.98
	0.8	9468	1241	1126	3.36	3.05
	1	9305	1265	1151	3.42	3.11
	1.2	9148	1286	1175	3.48	3.18
	1.4	8968	1308	1200	3.54	3.25
	1.6	8779	1332	1224	3.60	3.31
	1.8	8646	1354	1249	3.66	3.38
	2	8459	1378	1275	3.73	3.45
	2.2	8288	1400	1314	3.79	3.55

shaded speed tap - Gas heating airflow.
**(T1) (T2) and (T6)(T7) are part load only.

DSG3003WL High Static						
Speed Tap	Static	Airflow	RPM 1	RPM 2	BHP 1	BHP 2
T1**	0.2	7461	861	774	1.28	1.15
	0.4	7225	895	812	1.33	1.21
	0.6	6970	930	854	1.39	1.27
	0.8	6700	963	894	1.43	1.33
	1	6423	996	933	1.49	1.39
	1.2	6141	1031	976	1.54	1.45
	1.4	5856	1063	1017	1.58	1.52
	1.6	5560	1095	1055	1.63	1.57
	1.8	5272	1127	1092	1.68	1.63
	2	4993	1155	1123	1.72	1.67
	2.2	4724	1184	1155	1.77	1.72
T2**	0.2	7698	882	793	1.39	1.25
	0.4	7466	916	830	1.44	1.30
	0.6	7220	950	870	1.49	1.37
	0.8	6961	982	910	1.54	1.43
	1	6695	1015	947	1.60	1.49
	1.2	6423	1048	989	1.65	1.56
	1.4	6150	1080	1030	1.70	1.62
	1.6	5865	1112	1067	1.75	1.68
	1.8	5590	1143	1103	1.80	1.74
	2	5317	1171	1135	1.84	1.78
	2.2	5052	1200	1168	1.89	1.84
T3	0.2	11015	1176	1056	3.59	3.23
	0.4	10823	1200	1081	3.67	3.30
	0.6	10659	1225	1105	3.74	3.37
	0.8	10492	1246	1129	3.81	3.45
	1	10340	1268	1156	3.87	3.53
	1.2	10171	1289	1184	3.94	3.61
	1.4	9992	1311	1209	4.00	3.69
	1.6	9821	1334	1236	4.07	3.77
	1.8	9668	1358	1261	4.15	3.85
	2	9469	1381	1291	4.22	3.94
	2.2	9257	1403	1323	4.28	4.04
T4	0.2	11578	1212	1089	4.02	3.61
	0.4	11382	1235	1113	4.09	3.69
	0.6	11212	1259	1137	4.17	3.77
	0.8	11039	1279	1160	4.24	3.84
	1	10888	1300	1185	4.31	3.93
	1.2	10720	1321	1211	4.38	4.01
	1.4	10532	1341	1235	4.44	4.09
	1.6	10358	1363	1261	4.52	4.18
	1.8	10203	1385	1285	4.59	4.26
	2	10005	1407	1313	4.66	4.35
	2.2	9794	1428	1343	4.73	4.45

DSG3003WL High Static						
Speed Tap	Static	Airflow	RPM 1	RPM 2	BHP 1	BHP 2
T5	0.2	11801	1241	1117	4.49	4.04
	0.4	11605	1263	1139	4.57	4.12
	0.6	11427	1285	1164	4.65	4.21
	0.8	11245	1304	1185	4.72	4.29
	1	11097	1325	1209	4.79	4.37
	1.2	10933	1344	1231	4.86	4.45
	1.4	10730	1362	1253	4.93	4.53
	1.6	10551	1381	1276	5.00	4.62
	1.8	10391	1401	1297	5.07	4.69
	2	10201	1420	1322	5.14	4.78
	2.2	10003	1438	1348	5.20	4.88
T6**	0.2	7565	870	782	1.33	1.19
	0.4	7331	905	820	1.38	1.25
	0.6	7080	939	861	1.43	1.31
	0.8	6815	971	901	1.48	1.38
	1	6543	1005	939	1.53	1.43
	1.2	6265	1038	982	1.59	1.50
	1.4	5986	1071	1023	1.63	1.56
	1.6	5695	1102	1061	1.68	1.62
	1.8	5412	1134	1097	1.73	1.67
	2	5136	1162	1128	1.77	1.72
	2.2	4869	1191	1161	1.82	1.77
T7**	0.2	9308	1027	922	2.25	2.02
	0.4	9101	1056	952	2.32	2.09
	0.6	8910	1086	983	2.38	2.15
	0.8	8713	1113	1014	2.44	2.22
	1	8513	1139	1047	2.50	2.30
	1.2	8300	1166	1083	2.56	2.37
	1.4	8094	1193	1116	2.62	2.45
	1.6	7881	1222	1149	2.68	2.52
	1.8	7681	1251	1181	2.74	2.59
	2	7448	1278	1213	2.80	2.66
	2.2	7208	1304	1248	2.86	2.74
T8	0.2	7565	870	782	1.33	1.19
	0.4	7331	905	820	1.38	1.25
	0.6	7080	939	861	1.43	1.31
	0.8	6815	971	901	1.48	1.38
	1	6543	1005	939	1.53	1.43
	1.2	6265	1038	982	1.59	1.50
	1.4	5986	1071	1023	1.63	1.56
	1.6	5695	1102	1061	1.68	1.62
	1.8	5412	1134	1097	1.73	1.67
	2	5136	1162	1128	1.77	1.72
	2.2	4869	1191	1161	1.82	1.77

shaded speed tap - Gas heating airflow.
**(T1) (T2) and (T6)(T7) are part load only.

DSG3003WL High Static						
Speed Tap	Static	Airflow	RPM 1	RPM 2	BHP 1	BHP 2
T9	0.2	11346	1204	1082	3.94	3.54
	0.4	11154	1227	1105	4.01	3.61
	0.6	10987	1251	1129	4.09	3.69
	0.8	10818	1271	1153	4.16	3.77
	1	10670	1292	1177	4.22	3.85
	1.2	10505	1312	1203	4.29	3.93
	1.4	10321	1333	1227	4.36	4.01
	1.6	10150	1354	1253	4.43	4.10
	1.8	9998	1377	1277	4.50	4.17
	2	9804	1398	1305	4.57	4.27
	2.2	9597	1419	1335	4.64	4.36
T10	0.2	11813	1242	1117	4.51	4.05
	0.4	11617	1264	1140	4.58	4.14
	0.6	11438	1286	1165	4.66	4.23
	0.8	11256	1305	1186	4.73	4.30
	1	11107	1326	1209	4.81	4.39
	1.2	10943	1345	1232	4.88	4.47
	1.4	10740	1363	1254	4.95	4.55
	1.6	10560	1382	1276	5.01	4.63
	1.8	10400	1401	1298	5.08	4.71
	2	10210	1420	1323	5.15	4.80
	2.2	10012	1439	1349	5.22	4.89

shaded speed tap - Gas heating airflow.
**(T1) (T2) and (T6)(T7) are part load only.

DSG3003WM High Static						
Speed Tap	Static	Airflow	RPM 1	RPM 2	BHP 1	BHP 2
T1**	0.2	7461	861	774	1.28	1.15
	0.4	7225	895	812	1.33	1.21
	0.6	6970	930	854	1.39	1.27
	0.8	6700	963	894	1.43	1.33
	1	6423	996	933	1.49	1.39
	1.2	6141	1031	976	1.54	1.45
	1.4	5856	1063	1017	1.58	1.52
	1.6	5560	1095	1055	1.63	1.57
	1.8	5272	1127	1092	1.68	1.63
	2	4993	1155	1123	1.72	1.67
	2.2	4724	1184	1155	1.77	1.72
T2**	0.2	7698	882	793	1.39	1.25
	0.4	7466	916	830	1.44	1.30
	0.6	7220	950	870	1.49	1.37
	0.8	6961	982	910	1.54	1.43
	1	6695	1015	947	1.60	1.49
	1.2	6423	1048	989	1.65	1.56
	1.4	6150	1080	1030	1.70	1.62
	1.6	5865	1112	1067	1.75	1.68
	1.8	5590	1143	1103	1.80	1.74
	2	5317	1171	1135	1.84	1.78
	2.2	5052	1200	1168	1.89	1.84
T3	0.2	11015	1176	1056	3.59	3.23
	0.4	10823	1200	1081	3.67	3.30
	0.6	10659	1225	1105	3.74	3.37
	0.8	10492	1246	1129	3.81	3.45
	1	10340	1268	1156	3.87	3.53
	1.2	10171	1289	1184	3.94	3.61
	1.4	9992	1311	1209	4.00	3.69
	1.6	9821	1334	1236	4.07	3.77
	1.8	9668	1358	1261	4.15	3.85
	2	9469	1381	1291	4.22	3.94
	2.2	9257	1403	1323	4.28	4.04
T4	0.2	11578	1212	1089	4.02	3.61
	0.4	11382	1235	1113	4.09	3.69
	0.6	11212	1259	1137	4.17	3.77
	0.8	11039	1279	1160	4.24	3.84
	1	10888	1300	1185	4.31	3.93
	1.2	10720	1321	1211	4.38	4.01
	1.4	10532	1341	1235	4.44	4.09
	1.6	10358	1363	1261	4.52	4.18
	1.8	10203	1385	1285	4.59	4.26
	2	10005	1407	1313	4.66	4.35
	2.2	9794	1428	1343	4.73	4.45

DSG3003WM High Static						
Speed Tap	Static	Airflow	RPM 1	RPM 2	BHP 1	BHP 2
T5	0.2	11801	1241	1117	4.49	4.04
	0.4	11605	1263	1139	4.57	4.12
	0.6	11427	1285	1164	4.65	4.21
	0.8	11245	1304	1185	4.72	4.29
	1	11097	1325	1209	4.79	4.37
	1.2	10933	1344	1231	4.86	4.45
	1.4	10730	1362	1253	4.93	4.53
	1.6	10551	1381	1276	5.00	4.62
	1.8	10391	1401	1297	5.07	4.69
	2	10201	1420	1322	5.14	4.78
	2.2	10003	1438	1348	5.20	4.88
T6**	0.2	9308	1027	922	2.25	2.02
	0.4	9101	1056	952	2.32	2.09
	0.6	8910	1086	983	2.38	2.15
	0.8	8713	1113	1014	2.44	2.22
	1	8513	1139	1047	2.50	2.30
	1.2	8300	1166	1083	2.56	2.37
	1.4	8094	1193	1116	2.62	2.45
	1.6	7881	1222	1149	2.68	2.52
	1.8	7681	1251	1181	2.74	2.59
	2	7448	1278	1213	2.80	2.66
	2.2	7208	1304	1248	2.86	2.74
T7**	0.2	10862	1163	1044	3.45	3.09
	0.4	10669	1188	1069	3.52	3.17
	0.6	10504	1213	1094	3.59	3.24
	0.8	10337	1235	1119	3.66	3.31
	1	10183	1256	1145	3.72	3.39
	1.2	10011	1278	1174	3.78	3.48
	1.4	9833	1300	1200	3.85	3.55
	1.6	9661	1324	1228	3.92	3.64
	1.8	9506	1349	1254	3.99	3.71
	2	9305	1372	1284	4.06	3.80
	2.2	9090	1395	1317	4.13	3.90
T8	0.2	9308	1027	922	1.91	1.72
	0.4	9101	1056	952	1.98	1.80
	0.6	8910	1086	983	2.06	1.89
	0.8	8713	1113	1014	2.13	1.98
	1	8513	1139	1047	2.20	2.06
	1.2	8300	1166	1083	2.28	2.15
	1.4	8094	1193	1116	2.35	2.24
	1.6	7881	1222	1149	2.42	2.33
	1.8	7681	1251	1181	2.49	2.41
	2	7448	1278	1213	2.55	2.47
	2.2	7208	1304	1248	2.61	2.55

shaded speed tap - Gas heating airflow.
**(T1) (T2) and (T6)(T7) are part load only.

DSG3003WM High Static						
Speed Tap	Static	Airflow	RPM 1	RPM 2	BHP 1	BHP 2
T9	0.2	11346	1204	1082	3.94	3.54
	0.4	11154	1227	1105	4.01	3.61
	0.6	10987	1251	1129	4.09	3.69
	0.8	10818	1271	1153	4.16	3.77
	1	10670	1292	1177	4.22	3.85
	1.2	10505	1312	1203	4.29	3.93
	1.4	10321	1333	1227	4.36	4.01
	1.6	10150	1354	1253	4.43	4.10
	1.8	9998	1377	1277	4.50	4.17
	2	9804	1398	1305	4.57	4.27
	2.2	9597	1419	1335	4.64	4.36
T10	0.2	11813	1242	1117	4.51	4.05
	0.4	11617	1264	1140	4.58	4.14
	0.6	11438	1286	1165	4.66	4.23
	0.8	11256	1305	1186	4.73	4.30
	1	11107	1326	1209	4.81	4.39
	1.2	10943	1345	1232	4.88	4.47
	1.4	10740	1363	1254	4.95	4.55
	1.6	10560	1382	1276	5.01	4.63
	1.8	10400	1401	1298	5.08	4.71
	2	10210	1420	1323	5.15	4.80
	2.2	10012	1439	1349	5.22	4.89

shaded speed tap - Gas heating airflow.
**(T1) (T2) and (T6)(T7) are part load only.

DSG3003WH High Static						
Speed Tap	Static	Airflow	RPM 1	RPM 2	BHP 1	BHP 2
T1**	0.2	7461	861	774	1.28	1.15
	0.4	7225	895	812	1.33	1.21
	0.6	6970	930	854	1.39	1.27
	0.8	6700	963	894	1.43	1.33
	1	6423	996	933	1.49	1.39
	1.2	6141	1031	976	1.54	1.45
	1.4	5856	1063	1017	1.58	1.52
	1.6	5560	1095	1055	1.63	1.57
	1.8	5272	1127	1092	1.68	1.63
	2	4993	1155	1123	1.72	1.67
	2.2	4724	1184	1155	1.77	1.72
T2**	0.2	7698	882	793	1.39	1.25
	0.4	7466	916	830	1.44	1.30
	0.6	7220	950	870	1.49	1.37
	0.8	6961	982	910	1.54	1.43
	1	6695	1015	947	1.60	1.49
	1.2	6423	1048	989	1.65	1.56
	1.4	6150	1080	1030	1.70	1.62
	1.6	5865	1112	1067	1.75	1.68
	1.8	5590	1143	1103	1.80	1.74
	2	5317	1171	1135	1.84	1.78
	2.2	5052	1200	1168	1.89	1.84
T3	0.2	11015	1176	1056	3.59	3.23
	0.4	10823	1200	1081	3.67	3.30
	0.6	10659	1225	1105	3.74	3.37
	0.8	10492	1246	1129	3.81	3.45
	1	10340	1268	1156	3.87	3.53
	1.2	10171	1289	1184	3.94	3.61
	1.4	9992	1311	1209	4.00	3.69
	1.6	9821	1334	1236	4.07	3.77
	1.8	9668	1358	1261	4.15	3.85
	2	9469	1381	1291	4.22	3.94
	2.2	9257	1403	1323	4.28	4.04
T4	0.2	11578	1212	1089	4.02	3.61
	0.4	11382	1235	1113	4.09	3.69
	0.6	11212	1259	1137	4.17	3.77
	0.8	11039	1279	1160	4.24	3.84
	1	10888	1300	1185	4.31	3.93
	1.2	10720	1321	1211	4.38	4.01
	1.4	10532	1341	1235	4.44	4.09
	1.6	10358	1363	1261	4.52	4.18
	1.8	10203	1385	1285	4.59	4.26
	2	10005	1407	1313	4.66	4.35
	2.2	9794	1428	1343	4.73	4.45

DSG3003WH High Static						
Speed Tap	Static	Airflow	RPM 1	RPM 2	BHP 1	BHP 2
T5	0.2	11801	1241	1117	4.49	4.04
	0.4	11605	1263	1139	4.57	4.12
	0.6	11427	1285	1164	4.65	4.21
	0.8	11245	1304	1185	4.72	4.29
	1	11097	1325	1209	4.79	4.37
	1.2	10933	1344	1231	4.86	4.45
	1.4	10730	1362	1253	4.93	4.53
	1.6	10551	1381	1276	5.00	4.62
	1.8	10391	1401	1297	5.07	4.69
	2	10201	1420	1322	5.14	4.78
	2.2	10003	1438	1348	5.20	4.88
T6**	0.2	9880	1078	967	2.64	2.37
	0.4	9681	1105	995	2.71	2.44
	0.6	9503	1133	1023	2.78	2.51
	0.8	9321	1158	1052	2.84	2.58
	1	9142	1182	1083	2.90	2.65
	1.2	8946	1208	1116	2.96	2.73
	1.4	8756	1233	1147	3.02	2.81
	1.6	8562	1260	1178	3.09	2.89
	1.8	8384	1288	1208	3.15	2.96
	2	8164	1314	1240	3.22	3.04
	2.2	7933	1339	1275	3.28	3.12
T7**	0.2	10862	1163	1044	3.45	3.09
	0.4	10669	1188	1069	3.52	3.17
	0.6	10504	1213	1094	3.59	3.24
	0.8	10337	1235	1119	3.66	3.31
	1	10183	1256	1145	3.72	3.39
	1.2	10011	1278	1174	3.78	3.48
	1.4	9833	1300	1200	3.85	3.55
	1.6	9661	1324	1228	3.92	3.64
	1.8	9506	1349	1254	3.99	3.71
	2	9305	1372	1284	4.06	3.80
	2.2	9090	1395	1317	4.13	3.90
T8	0.2	9880	1078	967	2.64	2.37
	0.4	9681	1105	995	2.71	2.44
	0.6	9503	1133	1023	2.78	2.51
	0.8	9321	1158	1052	2.84	2.58
	1	9142	1182	1083	2.90	2.65
	1.2	8946	1208	1116	2.96	2.73
	1.4	8756	1233	1147	3.02	2.81
	1.6	8562	1260	1178	3.09	2.89
	1.8	8384	1288	1208	3.15	2.96
	2	8164	1314	1240	3.22	3.04
	2.2	7933	1339	1275	3.28	3.12

shaded speed tap - Gas heating airflow.
**(T1) (T2) and (T6)(T7) are part load only.

DSG3003WH High Static						
Speed Tap	Static	Airflow	RPM 1	RPM 2	BHP 1	BHP 2
T9	0.2	11346	1204	1082	3.94	3.54
	0.4	11154	1227	1105	4.01	3.61
	0.6	10987	1251	1129	4.09	3.69
	0.8	10818	1271	1153	4.16	3.77
	1	10670	1292	1177	4.22	3.85
	1.2	10505	1312	1203	4.29	3.93
	1.4	10321	1333	1227	4.36	4.01
	1.6	10150	1354	1253	4.43	4.10
	1.8	9998	1377	1277	4.50	4.17
	2	9804	1398	1305	4.57	4.27
	2.2	9597	1419	1335	4.64	4.36
T10	0.2	11813	1242	1117	4.51	4.05
	0.4	11617	1264	1140	4.58	4.14
	0.6	11438	1286	1165	4.66	4.23
	0.8	11256	1305	1186	4.73	4.30
	1	11107	1326	1209	4.81	4.39
	1.2	10943	1345	1232	4.88	4.47
	1.4	10740	1363	1254	4.95	4.55
	1.6	10560	1382	1276	5.01	4.63
	1.8	10400	1401	1298	5.08	4.71
	2	10210	1420	1323	5.15	4.80
	2.2	10012	1439	1349	5.22	4.89

shaded speed tap - Gas heating airflow.
**(T1) (T2) and (T6)(T7) are part load only.

DSG180DL Standard Static						
Speed Tap	Static	Airflow	RPM 1	RPM 2	BHP 1	BHP 2
T1*	0.2	3395	501	466	0.19	0.18
	0.4	2923	565	545	0.22	0.21
	0.6	2352	622	625	0.24	0.24
	0.8	1784	677	672	0.26	0.26
	1	1433	719	714	0.28	0.27
	1.2	1096	768	758	0.29	0.29
T2*	0.2	4916	626	577	0.47	0.43
	0.4	4638	677	627	0.51	0.47
	0.6	4310	723	685	0.54	0.51
	0.8	3951	774	742	0.58	0.55
	1	3537	820	792	0.61	0.59
	1.2	3060	859	857	0.64	0.64
T3	0.2	5509	682	620	0.63	0.57
	0.4	5247	718	667	0.66	0.61
	0.6	4991	760	714	0.70	0.65
	0.8	4617	811	773	0.74	0.71
	1	4281	857	824	0.79	0.76
	1.2	3926	902	869	0.83	0.80
T4	0.2	6791	845	747	1.27	1.12
	0.4	6591	875	783	1.31	1.18
	0.6	6401	907	820	1.36	1.23
	0.8	6221	938	856	1.41	1.29
	1	6034	969	893	1.45	1.34
	1.2	5823	1000	932	1.50	1.40
T5	0.2	6824	891	785	1.59	1.41
	0.4	6660	917	817	1.64	1.46
	0.6	6502	943	847	1.69	1.52
	0.8	6350	968	876	1.73	1.57
	1	6203	995	910	1.78	1.63
	1.2	6034	1024	940	1.83	1.68
T6*	0.2	6096	738	661	0.82	0.74
	0.4	5868	778	706	0.87	0.79
	0.6	5619	814	747	0.91	0.83
	0.8	5369	854	793	0.95	0.88
	1	5037	892	851	0.99	0.95
	1.2	4734	935	896	1.04	1.00
T7*	0.2	6378	764	681	0.92	0.82
	0.4	6146	802	723	0.97	0.87
	0.6	5915	837	763	1.01	0.92
	0.8	5669	873	807	1.05	0.97
	1	5364	910	860	1.10	1.04
	1.2	5053	950	909	1.15	1.10

shaded speed tap - Gas heating airflow.
**(T1) (T2) and (T6)(T7) are part load only.

DSG180DL Standard Static						
Speed Tap	Static	Airflow	RPM 1	RPM 2	BHP 1	BHP 2
T8	0.2	6096	740	662	0.82	0.74
	0.4	5861	781	706	0.87	0.79
	0.6	5608	818	749	0.91	0.83
	0.8	5357	856	793	0.95	0.88
	1	5027	894	853	1.00	0.95
	1.2	4716	936	896	1.04	1.00
T9	0.2	7431	864	763	1.40	1.24
	0.4	7211	896	802	1.45	1.30
	0.6	6999	927	839	1.51	1.36
	0.8	6803	958	875	1.56	1.42
	1	6595	991	914	1.61	1.48
	1.2	6361	1023	955	1.66	1.55
T10	0.2	8463	956	843	2.00	1.76
	0.4	8251	987	879	2.06	1.84
	0.6	8061	1016	912	2.12	1.90
	0.8	7868	1041	943	2.17	1.97
	1	7698	1071	979	2.24	2.04
	1.2	7496	1099	1014	2.30	2.12

shaded speed tap - Gas heating airflow.
**(T1) (T2) and (T6)(T7) are part load only.

DSG180DM Standard Static						
Speed Tap	Static	Airflow	RPM 1	RPM 2	BHP 1	BHP 2
T1*	0.2	3355	505	463	0.19	0.18
	0.4	2911	571	542	0.22	0.21
	0.6	2398	637	612	0.24	0.23
	0.8	1746	682	679	0.26	0.26
	1	1511	725	722	0.28	0.28
	1.2	1239	772	774	0.30	0.30
T2*	0.2	5008	642	576	0.48	0.43
	0.4	4706	686	630	0.51	0.47
	0.6	4393	731	683	0.55	0.51
	0.8	4002	784	745	0.59	0.56
	1	3593	833	797	0.62	0.60
	1.2	3162	873	864	0.65	0.65
T3	0.2	5583	698	619	0.64	0.57
	0.4	5312	739	667	0.68	0.61
	0.6	5065	782	718	0.72	0.66
	0.8	4763	823	770	0.75	0.71
	1	4405	867	825	0.79	0.76
	1.2	4031	913	873	0.84	0.80
T4	0.2	6771	856	742	1.29	1.11
	0.4	6560	887	808	1.33	1.21
	0.6	6394	920	820	1.38	1.23
	0.8	6207	951	856	1.43	1.29
	1	6020	981	891	1.47	1.34
	1.2	5820	1008	931	1.51	1.40
T5	0.2	6786	908	784	1.62	1.40
	0.4	6617	931	816	1.67	1.46
	0.6	6461	956	846	1.71	1.51
	0.8	6321	984	880	1.76	1.57
	1	6175	1008	909	1.81	1.63
	1.2	6020	1038	936	1.86	1.68
T6*	0.2	7517	880	763	1.43	1.24
	0.4	7283	912	830	1.48	1.35
	0.6	7098	945	843	1.54	1.37
	0.8	6891	977	880	1.59	1.43
	1	6683	1007	917	1.64	1.49
	1.2	6461	1036	957	1.69	1.56
T7*	0.2	7851	909	791	1.60	1.40
	0.4	7614	938	826	1.65	1.46
	0.6	7399	969	863	1.71	1.52
	0.8	7219	999	899	1.76	1.59
	1	7024	1029	936	1.81	1.65
	1.2	6819	1058	972	1.87	1.71

shaded speed tap - Gas heating airflow.
**(T1) (T2) and (T6)(T7) are part load only.

DSG180DM Standard Static						
Speed Tap	Static	Airflow	RPM 1	RPM 2	BHP 1	BHP 2
T8	0.2	7517	880	763	1.43	1.24
	0.4	7283	912	830	1.48	1.35
	0.6	7098	945	843	1.54	1.37
	0.8	6891	977	880	1.59	1.43
	1	6683	1007	917	1.64	1.49
	1.2	6461	1036	957	1.68	1.56
T9	0.2	8287	946	819	1.84	1.60
	0.4	8056	975	856	1.90	1.67
	0.6	7865	1004	890	1.96	1.73
	0.8	7684	1032	925	2.01	1.80
	1	7497	1062	959	2.07	1.87
	1.2	7289	1091	994	2.13	1.94
T10	0.2	8587	981	848	2.05	1.77
	0.4	8374	1007	882	2.10	1.84
	0.6	8176	1033	914	2.16	1.91
	0.8	7999	1064	951	2.22	1.99
	1	7814	1090	983	2.28	2.05
	1.2	7618	1118	1016	2.33	2.12

shaded speed tap - Gas heating airflow.
**(T1) (T2) and (T6)(T7) are part load only.

DSG180DH Standard Static						
Speed Tap	Static	Airflow	RPM 1	RPM 2	BHP 1	BHP 2
T1*	0.2	3355	505	463	0.19	0.18
	0.4	2911	571	542	0.22	0.21
	0.6	2398	637	612	0.24	0.23
	0.8	1746	682	679	0.26	0.26
	1	1511	725	722	0.28	0.28
	1.2	1239	772	774	0.30	0.30
T2*	0.2	5008	642	576	0.48	0.43
	0.4	4706	686	630	0.51	0.47
	0.6	4393	731	683	0.55	0.51
	0.8	4002	784	745	0.59	0.56
	1	3593	833	797	0.62	0.60
	1.2	3162	873	864	0.65	0.65
T3	0.2	5583	698	619	0.64	0.57
	0.4	5312	739	667	0.68	0.61
	0.6	5065	782	718	0.72	0.66
	0.8	4763	823	770	0.75	0.71
	1	4405	867	825	0.79	0.76
	1.2	4031	913	873	0.84	0.80
T4	0.2	6788	857	743	1.29	1.12
	0.4	6577	888	809	1.33	1.21
	0.6	6410	921	821	1.38	1.23
	0.8	6223	952	857	1.43	1.29
	1	6035	982	892	1.47	1.34
	1.2	5835	1009	932	1.52	1.40
T5	0.2	6803	909	785	1.63	1.41
	0.4	6634	932	817	1.67	1.46
	0.6	6477	957	846	1.71	1.52
	0.8	6337	985	880	1.76	1.58
	1	6190	1009	910	1.81	1.63
	1.2	6035	1039	937	1.86	1.68
T6*	0.2	7851	909	791	1.60	1.40
	0.4	7614	938	826	1.65	1.46
	0.6	7399	969	863	1.71	1.52
	0.8	7219	999	899	1.76	1.59
	1	7024	1029	936	1.81	1.65
	1.2	6819	1058	972	1.87	1.71
T7*	0.2	8287	946	819	1.84	1.60
	0.4	8056	975	856	1.90	1.67
	0.6	7865	1004	890	1.96	1.73
	0.8	7684	1032	925	2.01	1.80
	1	7497	1062	959	2.07	1.87
	1.2	7289	1091	994	2.13	1.94

shaded speed tap - Gas heating airflow.
**(T1) (T2) and (T6)(T7) are part load only.

DSG180DH Standard Static						
Speed Tap	Static	Airflow	RPM 1	RPM 2	BHP 1	BHP 2
T8	0.2	7851	909	791	1.60	1.40
	0.4	7614	938	826	1.65	1.46
	0.6	7399	969	863	1.71	1.52
	0.8	7219	999	899	1.76	1.59
	1	7024	1029	936	1.81	1.65
	1.2	6819	1058	972	1.87	1.71
T9	0.2	8477	966	836	1.97	1.71
	0.4	8263	996	872	2.03	1.78
	0.6	8073	1023	907	2.09	1.85
	0.8	7876	1050	938	2.14	1.92
	1	7697	1080	974	2.21	1.99
	1.2	7510	1108	1008	2.26	2.06
T10	0.2	8863	1003	864	2.23	1.92
	0.4	8646	1030	901	2.29	2.01
	0.6	8456	1056	934	2.35	2.08
	0.8	8270	1084	967	2.41	2.15
	1	8109	1111	997	2.48	2.22
	1.2	7903	1136	1030	2.53	2.29

shaded speed tap - Gas heating airflow.
**(T1) (T2) and (T6)(T7) are part load only.

DSG240DL Standard Static						
Speed Tap	Static	Airflow	RPM 1	RPM 2	BHP 1	BHP 2
T1*	0.2	4230	597	560	0.34	0.32
	0.4	3918	647	616	0.37	0.35
	0.6	3474	706	676	0.41	0.39
	0.8	3065	749	733	0.43	0.42
	1	2518	792	792	0.46	0.46
	1.2	2121	826	828	0.48	0.48
T2*	0.2	5930	763	696	0.84	0.76
	0.4	5684	797	735	0.87	0.80
	0.6	5448	836	778	0.92	0.85
	0.8	5177	875	821	0.96	0.90
	1	4845	914	866	1.00	0.95
	1.2	4523	959	911	1.05	1.00
T3	0.2	6999	861	778	1.27	1.15
	0.4	6766	893	816	1.32	1.21
	0.6	6551	925	853	1.37	1.26
	0.8	6333	958	890	1.42	1.32
	1	6112	991	926	1.47	1.37
	1.2	5856	1025	967	1.52	1.43
T4	0.2	8707	1037	934	2.40	2.16
	0.4	8480	1063	965	2.46	2.24
	0.6	8314	1085	992	2.51	2.30
	0.8	8153	1109	1021	2.57	2.37
	1	8015	1134	1040	2.63	2.41
	1.2	7839	1156	1074	2.68	2.49
T5	0.2	8870	1057	942	2.58	2.30
	0.4	8651	1081	979	2.63	2.38
	0.6	8489	1104	1002	2.69	2.44
	0.8	8341	1125	1028	2.74	2.50
	1	8178	1146	1060	2.79	2.58
	1.2	8015	1171	1085	2.85	2.64
T6*	0.2	7373	896	809	1.46	1.31
	0.4	7158	928	845	1.51	1.37
	0.6	6959	958	879	1.56	1.43
	0.8	6742	989	914	1.61	1.48
	1	6523	1020	950	1.66	1.54
	1.2	6305	1052	986	1.71	1.60
T7*	0.2	8356	986	893	2.01	1.82
	0.4	8138	1015	926	2.07	1.89
	0.6	7951	1041	957	2.13	1.95
	0.8	7757	1069	988	2.18	2.02
	1	7582	1097	1016	2.24	2.07
	1.2	7387	1125	1048	2.30	2.14

shaded speed tap - Gas heating airflow.
**(T1) (T2) and (T6)(T7) are part load only.

DSG240DL Standard Static						
Speed Tap	Static	Airflow	RPM 1	RPM 2	BHP 1	BHP 2
T8	0.2	7365	896	808	1.46	1.31
	0.4	7154	925	842	1.50	1.37
	0.6	6952	956	877	1.55	1.43
	0.8	6754	986	911	1.60	1.48
	1	6526	1017	949	1.65	1.54
	1.2	6307	1050	984	1.71	1.60
T9	0.2	9117	1063	954	2.52	2.26
	0.4	8922	1080	985	2.56	2.33
	0.6	8739	1106	1014	2.62	2.40
	0.8	8566	1131	1039	2.68	2.46
	1	8392	1156	1068	2.74	2.53
	1.2	8215	1182	1098	2.80	2.60
T10	0.2	9413	1092	974	2.74	2.44
	0.4	9193	1115	1008	2.79	2.53
	0.6	9010	1137	1038	2.85	2.60
	0.8	8867	1154	1066	2.89	2.67
	1	8694	1178	1093	2.95	2.74
	1.2	8534	1203	1122	3.01	2.81

shaded speed tap - Gas heating airflow.
**(T1) (T2) and (T6)(T7) are part load only.

DSG240DM Standard Static						
Speed Tap	Static	Airflow	RPM 1	RPM 2	BHP 1	BHP 2
T1*	0.2	3788	543	533	0.31	0.31
	0.4	3382	605	589	0.35	0.34
	0.6	2939	656	649	0.38	0.37
	0.8	2489	709	710	0.41	0.41
	1	2002	743	769	0.43	0.44
	1.2	1648	787	808	0.45	0.47
T2*	0.2	5502	698	671	0.76	0.73
	0.4	5211	737	711	0.81	0.78
	0.6	4929	782	752	0.86	0.82
	0.8	4597	831	796	0.91	0.87
	1	4288	869	841	0.95	0.92
	1.2	3976	904	885	0.99	0.97
T3	0.2	6499	787	755	1.17	1.12
	0.4	6247	821	791	1.22	1.17
	0.6	6006	857	827	1.27	1.22
	0.8	5756	894	862	1.32	1.28
	1	5493	937	898	1.39	1.33
	1.2	5207	979	939	1.45	1.39
T4	0.2	8958	969	926	2.24	2.15
	0.4	8675	999	959	2.32	2.22
	0.6	8459	1027	989	2.38	2.29
	0.8	8239	1052	1016	2.44	2.35
	1	8024	1082	1045	2.51	2.42
	1.2	7818	1114	1077	2.58	2.50
T5	0.2	9175	983	939	2.40	2.29
	0.4	8868	1010	969	2.46	2.36
	0.6	8657	1039	998	2.53	2.43
	0.8	8455	1066	1028	2.60	2.51
	1	8243	1093	1056	2.66	2.57
	1.2	8024	1122	1085	2.73	2.64
T6*	0.2	7899	930	826	1.81	1.61
	0.4	7666	955	856	1.86	1.67
	0.6	7482	980	886	1.91	1.73
	0.8	7296	1005	915	1.96	1.78
	1	7119	1030	946	2.01	1.84
	1.2	6904	1059	978	2.06	1.91
T7*	0.2	7996	908	867	1.94	1.85
	0.4	7718	938	899	2.00	1.92
	0.6	7501	967	929	2.06	1.98
	0.8	7306	997	961	2.13	2.05
	1	7089	1024	990	2.19	2.11
	1.2	6866	1057	1020	2.26	2.18

shaded speed tap - Gas heating airflow.
**(T1) (T2) and (T6)(T7) are part load only.

DSG240DM Standard Static						
Speed Tap	Static	Airflow	RPM 1	RPM 2	BHP 1	BHP 2
T8	0.2	7899	930	826	1.81	1.61
	0.4	7666	955	856	1.86	1.67
	0.6	7482	980	886	1.91	1.73
	0.8	7296	1005	915	1.96	1.78
	1	7119	1030	946	2.01	1.84
	1.2	6904	1059	978	2.06	1.91
T9	0.2	9117	1063	954	2.52	2.26
	0.4	8922	1080	985	2.56	2.33
	0.6	8739	1106	1014	2.62	2.40
	0.8	8566	1131	1039	2.68	2.46
	1	8392	1156	1068	2.74	2.53
	1.2	8215	1182	1098	2.80	2.60
T10	0.2	9413	1092	974	2.74	2.44
	0.4	9193	1115	1008	2.79	2.53
	0.6	9010	1137	1038	2.85	2.60
	0.8	8867	1154	1066	2.89	2.67
	1	8694	1178	1093	2.95	2.74
	1.2	8534	1203	1122	3.01	2.81

shaded speed tap - Gas heating airflow.
**(T1) (T2) and (T6)(T7) are part load only.

DSG240DH Standard Static						
Speed Tap	Static	Airflow	RPM 1	RPM 2	BHP 1	BHP 2
T1*	0.2	3788	543	533	0.31	0.31
	0.4	3382	605	589	0.35	0.34
	0.6	2939	656	649	0.38	0.37
	0.8	2489	709	710	0.41	0.41
	1	2002	743	769	0.43	0.44
	1.2	1648	787	808	0.45	0.47
T2*	0.2	5502	698	671	0.76	0.73
	0.4	5211	737	711	0.81	0.78
	0.6	4929	782	752	0.86	0.82
	0.8	4597	831	796	0.91	0.87
	1	4288	869	841	0.95	0.92
	1.2	3976	904	885	0.99	0.97
T3	0.2	6499	787	755	1.17	1.12
	0.4	6247	821	791	1.22	1.17
	0.6	6006	857	827	1.27	1.22
	0.8	5756	894	862	1.32	1.28
	1	5493	937	898	1.39	1.33
	1.2	5207	979	939	1.45	1.39
T4	0.2	8958	969	926	2.24	2.15
	0.4	8675	999	959	2.32	2.22
	0.6	8459	1027	989	2.38	2.29
	0.8	8239	1052	1016	2.44	2.35
	1	8024	1082	1045	2.51	2.42
	1.2	7818	1114	1077	2.58	2.50
T5	0.2	9175	983	939	2.40	2.29
	0.4	8868	1010	969	2.46	2.36
	0.6	8657	1039	998	2.53	2.43
	0.8	8455	1066	1028	2.60	2.51
	1	8243	1093	1056	2.66	2.57
	1.2	8024	1122	1085	2.73	2.64
T6*	0.2	7784	892	855	1.82	1.75
	0.4	7531	917	890	1.87	1.82
	0.6	7311	949	923	1.94	1.88
	0.8	7099	980	954	2.00	1.95
	1	6890	1012	984	2.07	2.01
	1.2	6650	1046	1017	2.14	2.08
T7*	0.2	7996	908	867	1.94	1.85
	0.4	7718	938	899	2.00	1.92
	0.6	7501	967	929	2.06	1.98
	0.8	7306	997	961	2.13	2.05
	1	7089	1024	990	2.19	2.11
	1.2	6866	1057	1020	2.26	2.18

shaded speed tap - Gas heating airflow.
**(T1) (T2) and (T6)(T7) are part load only.

DSG240DH Standard Static						
Speed Tap	Static	Airflow	RPM 1	RPM 2	BHP 1	BHP 2
T8	0.2	7784	892	855	1.82	1.75
	0.4	7531	917	890	1.87	1.82
	0.6	7311	949	923	1.94	1.88
	0.8	7099	980	954	2.00	1.95
	1	6890	1012	984	2.07	2.01
	1.2	6650	1046	1017	2.14	2.08
T9	0.2	8422	947	906	2.24	2.14
	0.4	8133	979	938	2.32	2.22
	0.6	7945	1004	967	2.38	2.29
	0.8	7742	1031	996	2.44	2.36
	1	7544	1059	1023	2.51	2.42
	1.2	7337	1090	1053	2.58	2.49
T10	0.2	8663	971	930	2.43	2.33
	0.4	8392	998	959	2.50	2.40
	0.6	8197	1026	986	2.57	2.47
	0.8	8007	1051	1016	2.63	2.55
	1	7822	1079	1043	2.70	2.61
	1.2	7607	1106	1071	2.77	2.68

shaded speed tap - Gas heating airflow.
**(T1) (T2) and (T6)(T7) are part load only.

DSG300DL Standard Static						
Speed Tap	Static	Airflow	RPM 1	RPM 2	BHP 1	BHP 2
T1*	0.2	5677	764	679	0.75	0.67
	0.4	5447	804	725	0.79	0.71
	0.6	5218	844	773	0.83	0.76
	0.8	4937	883	822	0.87	0.81
	1	4689	923	867	0.91	0.85
	1.2	4376	963	914	0.95	0.90
T2*	0.2	6841	842	753	1.11	0.99
	0.4	6594	790	874	1.04	1.15
	0.6	6555	802	881	1.06	1.16
	0.8	6377	907	836	1.20	1.10
	1	6174	941	872	1.24	1.15
	1.2	5651	1007	959	1.33	1.27
T3	0.2	7993	996	879	1.78	1.57
	0.4	7824	1024	913	1.83	1.63
	0.6	7646	1052	946	1.88	1.69
	0.8	7489	1079	976	1.92	1.74
	1	7307	1104	1007	1.97	1.80
	1.2	7131	1133	1043	2.02	1.86
T4	0.2	10708	1084	980	2.68	2.43
	0.4	10513	1113	1004	2.76	2.49
	0.6	10318	1131	1025	2.80	2.54
	0.8	10153	1156	1050	2.86	2.60
	1	10005	1182	1069	2.93	2.65
	1.2	9833	1199	1095	2.97	2.71
T5	0.2	10848	1196	1072	3.60	3.22
	0.4	10653	1220	1102	3.67	3.32
	0.6	10488	1247	1128	3.75	3.39
	0.8	10324	1268	1150	3.82	3.46
	1	10161	1292	1176	3.89	3.54
	1.2	10005	1314	1202	3.95	3.62
T6*	0.2	6511	793	710	0.89	0.79
	0.4	6238	828	759	0.92	0.85
	0.6	6030	864	798	0.96	0.89
	0.8	5782	898	839	1.00	0.94
	1	5491	935	884	1.04	0.99
	1.2	5243	970	925	1.08	1.03
T7*	0.2	8520	994	891	1.92	1.73
	0.4	8294	1020	919	1.98	1.78
	0.6	8103	1047	950	2.03	1.84
	0.8	7913	1075	988	2.08	1.91
	1	7712	1101	1017	2.13	1.97
	1.2	7540	1129	1050	2.19	2.03

shaded speed tap - Gas heating airflow.
**(T1) (T2) and (T6)(T7) are part load only.

DSG300DL Standard Static						
Speed Tap	Static	Airflow	RPM 1	RPM 2	BHP 1	BHP 2
T8	0.2	6511	793	710	0.89	0.79
	0.4	6238	828	759	0.92	0.85
	0.6	6030	864	798	0.96	0.89
	0.8	5782	898	839	1.00	0.94
	1	5491	935	884	1.04	0.99
	1.2	5243	970	925	1.08	1.03
T9	0.2	10400	1165	1054	3.33	3.01
	0.4	10210	1193	1078	3.41	3.08
	0.6	10040	1216	1102	3.48	3.15
	0.8	9869	1239	1127	3.54	3.22
	1	9709	1263	1151	3.61	3.29
	1.2	9555	1288	1176	3.68	3.36
T10	0.2	10570	1186	1063	3.51	3.15
	0.4	10380	1210	1093	3.58	3.24
	0.6	10220	1237	1119	3.66	3.31
	0.8	10060	1258	1141	3.73	3.38
	1	9901	1282	1167	3.80	3.46
	1.2	9749	1304	1192	3.86	3.53

shaded speed tap - Gas heating airflow.
**(T1) (T2) and (T6)(T7) are part load only.

DSG300DM Standard Static						
Speed Tap	Static	Airflow	RPM 1	RPM 2	BHP 1	BHP 2
T1*	0.2	5677	764	679	0.75	0.67
	0.4	5447	804	725	0.79	0.71
	0.6	5218	844	773	0.83	0.76
	0.8	4937	883	822	0.87	0.81
	1	4689	923	867	0.91	0.85
	1.2	4376	963	914	0.95	0.90
T2*	0.2	6841	842	753	1.11	0.99
	0.4	6594	790	874	1.04	1.15
	0.6	6555	802	881	1.06	1.16
	0.8	6377	907	836	1.20	1.10
	1	6174	941	872	1.24	1.15
	1.2	5651	1007	959	1.33	1.27
T3	0.2	7993	996	879	1.78	1.57
	0.4	7824	1024	913	1.83	1.63
	0.6	7646	1052	946	1.88	1.69
	0.8	7489	1079	976	1.92	1.74
	1	7307	1104	1007	1.97	1.80
	1.2	7131	1133	1043	2.02	1.86
T4	0.2	10708	1084	980	2.68	2.43
	0.4	10513	1113	1004	2.76	2.49
	0.6	10318	1131	1025	2.80	2.54
	0.8	10153	1156	1050	2.86	2.60
	1	10005	1182	1069	2.93	2.65
	1.2	9833	1199	1095	2.97	2.71
T5	0.2	10848	1196	1072	3.60	3.22
	0.4	10653	1220	1102	3.67	3.32
	0.6	10488	1247	1128	3.75	3.39
	0.8	10324	1268	1150	3.82	3.46
	1	10161	1292	1176	3.89	3.54
	1.2	10005	1314	1202	3.95	3.62
T6*	0.2	6511	793	710	0.93	0.83
	0.4	6238	828	759	0.97	0.89
	0.6	6030	864	798	1.01	0.93
	0.8	5782	898	839	1.05	0.98
	1	5491	935	884	1.09	1.03
	1.2	5243	970	925	1.13	1.08
T7*	0.2	8520	994	891	1.92	1.73
	0.4	8294	1020	919	1.98	1.78
	0.6	8103	1047	950	2.03	1.84
	0.8	7913	1075	988	2.08	1.91
	1	7712	1101	1017	2.13	1.97
	1.2	7540	1129	1050	2.19	2.03

shaded speed tap - Gas heating airflow.
**(T1) (T2) and (T6)(T7) are part load only.

DSG300DM Standard Static						
Speed Tap	Static	Airflow	RPM 1	RPM 2	BHP 1	BHP 2
T8	0.2	9267	1044	936	1.22	1.09
	0.4	9044	1071	963	1.25	1.12
	0.6	8997	1079	970	1.26	1.13
	0.8	8679	1123	1021	1.31	1.19
	1	8490	1146	1053	1.34	1.23
	1.2	8288	1170	1088	1.37	1.27
T9	0.2	10400	1165	1054	3.33	3.01
	0.4	10210	1193	1078	3.41	3.08
	0.6	10040	1216	1102	3.48	3.15
	0.8	9869	1239	1127	3.54	3.22
	1	9709	1263	1151	3.61	3.29
	1.2	9555	1288	1176	3.68	3.36
T10	0.2	10570	1186	1063	3.51	3.15
	0.4	10380	1210	1093	3.58	3.24
	0.6	10220	1237	1119	3.66	3.31
	0.8	10060	1258	1141	3.73	3.38
	1	9901	1282	1167	3.80	3.46
	1.2	9749	1304	1192	3.86	3.53

shaded speed tap - Gas heating airflow.
**(T1) (T2) and (T6)(T7) are part load only.

DSG300DH Standard Static						
Speed Tap	Static	Airflow	RPM 1	RPM 2	BHP 1	BHP 2
T1*	0.2	5677	764	679	0.75	0.67
	0.4	5447	804	725	0.79	0.71
	0.6	5218	844	773	0.83	0.76
	0.8	4937	883	822	0.87	0.81
	1	4689	923	867	0.91	0.85
	1.2	4376	963	914	0.95	0.90
T2*	0.2	6841	842	753	1.11	0.99
	0.4	6594	790	874	1.04	1.15
	0.6	6555	802	881	1.06	1.16
	0.8	6377	907	836	1.20	1.10
	1	6174	941	872	1.24	1.15
	1.2	5651	1007	959	1.33	1.27
T3	0.2	7993	996	879	1.78	1.57
	0.4	7824	1024	913	1.83	1.63
	0.6	7646	1052	946	1.88	1.69
	0.8	7489	1079	976	1.92	1.74
	1	7307	1104	1007	1.97	1.80
	1.2	7131	1133	1043	2.02	1.86
T4	0.2	10708	1084	980	2.68	2.43
	0.4	10513	1113	1004	2.76	2.49
	0.6	10318	1131	1025	2.80	2.54
	0.8	10153	1156	1050	2.86	2.60
	1	10005	1182	1069	2.93	2.65
	1.2	9833	1199	1095	2.97	2.71
T5	0.2	10848	1196	1068	3.60	3.22
	0.4	10653	1220	1102	3.68	3.32
	0.6	10488	1247	1128	3.76	3.40
	0.8	10324	1268	1150	3.82	3.47
	1	10161	1292	1176	3.90	3.55
	1.2	10005	1314	1202	3.96	3.62
T6*	0.2	9183	1055	950	2.48	2.23
	0.4	8970	1083	974	2.54	2.29
	0.6	8794	1110	1003	2.60	2.35
	0.8	8613	1134	1031	2.66	2.42
	1	8613	1134	1031	2.66	2.42
	1.2	8433	1160	1063	2.72	2.49
T7*	0.2	8520	994	891	1.92	1.73
	0.4	8294	1020	919	1.98	1.78
	0.6	8103	1047	950	2.03	1.84
	0.8	7913	1075	988	2.08	1.91
	1	7712	1101	1017	2.13	1.97
	1.2	7540	1129	1050	2.19	2.03

shaded speed tap - Gas heating airflow.
**(T1) (T2) and (T6)(T7) are part load only.

DSG300DH Standard Static						
Speed Tap	Static	Airflow	RPM 1	RPM 2	BHP 1	BHP 2
T8	0.2	9183	1055	950	2.48	2.23
	0.4	8970	1083	974	2.54	2.29
	0.6	8794	1110	1003	2.60	2.35
	0.8	8613	1134	1031	2.66	2.42
	1	8613	1134	1031	2.66	2.42
	1.2	8433	1160	1063	2.72	2.49
T9	0.2	10400	1165	1054	3.33	3.01
	0.4	10210	1193	1078	3.41	3.08
	0.6	10040	1216	1102	3.48	3.15
	0.8	9869	1239	1127	3.54	3.22
	1	9709	1263	1151	3.61	3.29
	1.2	9555	1288	1176	3.68	3.36
T10	0.2	10570	1186	1060	3.51	3.14
	0.4	10380	1210	1093	3.58	3.24
	0.6	10220	1237	1119	3.66	3.31
	0.8	10060	1258	1141	3.73	3.38
	1	9901	1282	1167	3.80	3.46
	1.2	9749	1304	1192	3.86	3.53

shaded speed tap - Gas heating airflow.
**(T1) (T2) and (T6)(T7) are part load only.

MODELS: DSG1803DL, DSG1804DL, DSG1807D • STANDARD STATIC TO 3.5HP (0.2 ~1.2 ESP)															
CFM	0.2					0.4					0.6				
	RPM1	RPM2	DDC%	BHP1	BHP2	RPM1	RPM2	DDC%	BHP1	BHP2	RPM1	RPM2	DDC%	BHP1	BHP2
3600	523	453	29	0.52	0.44	601	577	30	0.52	0.49	679	646	31	0.56	0.53
3900	545	472	29	0.50	0.42	621	586	30	0.52	0.48	695	655	31	0.57	0.53
4200	568	491	30	0.49	0.42	642	597	31	0.53	0.49	713	664	32	0.60	0.56
4500	592	510	31	0.49	0.42	662	608	32	0.55	0.51	730	674	34	0.64	0.59
4800	615	529	32	0.52	0.45	683	620	34	0.60	0.54	749	686	35	0.70	0.64
5100	639	549	33	0.56	0.48	705	633	35	0.66	0.59	768	697	37	0.78	0.71
5400	663	569	35	0.62	0.54	727	647	37	0.74	0.65	788	710	39	0.87	0.79
5700	688	589	37	0.70	0.60	750	661	39	0.83	0.73	808	724	41	0.98	0.88
6000	713	609	39	0.80	0.68	773	677	41	0.94	0.83	829	738	43	1.11	0.99
6300	738	630	41	0.91	0.78	796	693	44	1.07	0.94	851	753	46	1.25	1.11
6600	763	651	44	1.04	0.89	820	710	46	1.22	1.06	873	770	49	1.41	1.25
CFM	0.8					1					1.2				
	RPM1	RPM2	DDC%	BHP1	BHP2	RPM1	RPM2	DDC%	BHP1	BHP2	RPM1	RPM2	DDC%	BHP1	BHP2
3600	754	733	32	0.63	0.61	820	789	33	0.70	0.68	876	850	35	0.80	0.80
3900	767	739	33	0.65	0.63	831	795	34	0.75	0.73	886	859	36	0.87	0.86
4200	781	746	34	0.70	0.67	842	803	36	0.81	0.78	897	868	38	0.94	0.93
4500	797	753	36	0.76	0.72	855	811	37	0.88	0.85	908	878	39	1.04	1.02
4800	812	762	37	0.84	0.79	868	819	39	0.97	0.93	921	887	41	1.14	1.11
5100	829	771	39	0.93	0.87	882	828	41	1.08	1.02	935	897	44	1.26	1.22
5400	847	782	41	1.03	0.96	898	838	43	1.20	1.12	949	907	46	1.39	1.33
5700	865	793	43	1.16	1.06	914	848	46	1.33	1.24	965	916	48	1.54	1.46
6000	884	805	46	1.30	1.18	932	859	48	1.48	1.37	981	926	51	1.70	1.60
6300	904	817	49	1.45	1.31	950	871	51	1.65	1.51	999	936	54	1.87	1.75
6600	924	831	52	1.62	1.46	969	883	54	1.83	1.66	1017	946	57	2.06	1.90

MODELS: DSG1803DM, DSG1803DH, DSG1804DM, DSG1804DH, DSG1807DM, DSG1807DH • STANDARD STATIC TO 3.5HP (0.2 ~1.2 ESP)															
CFM	0.2					0.4					0.6				
	RPM1	RPM2	DDC%	BHP1	BHP2	RPM1	RPM2	DDC%	BHP1	BHP2	RPM1	RPM2	DDC%	BHP1	BHP2
3600	523	453	29	0.52	0.44	601	577	30	0.52	0.49	679	646	31	0.56	0.53
3900	545	472	29	0.50	0.42	621	586	30	0.52	0.48	695	655	31	0.57	0.53
4200	568	491	30	0.49	0.42	642	597	31	0.53	0.49	713	664	32	0.60	0.56
4500	592	510	31	0.49	0.42	662	608	32	0.55	0.51	730	674	34	0.64	0.59
4800	615	529	32	0.52	0.45	683	620	34	0.60	0.54	749	686	35	0.70	0.64
5100	639	549	33	0.56	0.48	705	633	35	0.66	0.59	768	697	37	0.78	0.71
5400	663	569	35	0.62	0.54	727	647	37	0.74	0.65	788	710	39	0.87	0.79
5700	688	589	37	0.70	0.60	750	661	39	0.83	0.73	808	724	41	0.98	0.88
6000	713	609	39	0.80	0.68	773	677	41	0.94	0.83	829	738	43	1.11	0.99
6300	738	630	41	0.91	0.78	796	693	44	1.07	0.94	851	753	46	1.25	1.11
6600	763	651	44	1.04	0.89	820	710	46	1.22	1.06	873	770	49	1.41	1.25
CFM	0.8					1					1.2				
	RPM1	RPM2	DDC%	BHP1	BHP2	RPM1	RPM2	DDC%	BHP1	BHP2	RPM1	RPM2	DDC%	BHP1	BHP2
3600	754	733	32	0.63	0.61	820	789	33	0.70	0.68	876	850	35	0.80	0.80
3900	767	739	33	0.65	0.63	831	795	34	0.75	0.73	886	859	36	0.87	0.86
4200	781	746	34	0.70	0.67	842	803	36	0.81	0.78	897	868	38	0.94	0.93
4500	797	753	36	0.76	0.72	855	811	37	0.88	0.85	908	878	39	1.04	1.02
4800	812	762	37	0.84	0.79	868	819	39	0.97	0.93	921	887	41	1.14	1.11
5100	829	771	39	0.93	0.87	882	828	41	1.08	1.02	935	897	44	1.26	1.22
5400	847	782	41	1.03	0.96	898	838	43	1.20	1.12	949	907	46	1.39	1.33
5700	865	793	43	1.16	1.06	914	848	46	1.33	1.24	965	916	48	1.54	1.46
6000	884	805	46	1.30	1.18	932	859	48	1.48	1.37	981	926	51	1.70	1.60
6300	904	817	49	1.45	1.31	950	871	51	1.65	1.51	999	936	54	1.87	1.75
6600	924	831	52	1.62	1.46	969	883	54	1.83	1.66	1017	946	57	2.06	1.90

MODELS: DSG2403DL, DSG2404DL, DSG2407DL • STANDARD STATIC TO 3.5HP (0.2 ~1.2 ESP)															
CFM	0.2					0.4					0.6				
	RPM1	RPM2	DDC%	BHP1	BHP2	RPM1	RPM2	DDC%	BHP1	BHP2	RPM1	RPM2	DDC%	BHP1	BHP2
4800	638	574	31	0.47	0.42	710	648	33	0.59	0.53	774	716	34	0.70	0.65
5200	677	607	33	0.58	0.52	743	676	35	0.71	0.64	743	676	37	0.84	0.77
5600	715	640	36	0.72	0.64	777	704	38	0.85	0.77	777	704	40	0.99	0.91
6000	753	672	39	0.87	0.77	811	733	41	1.02	0.92	811	733	43	1.16	1.06
6400	791	705	42	1.04	0.92	846	762	45	1.20	1.08	846	762	47	1.36	1.24
6800	828	737	46	1.23	1.09	880	791	48	1.40	1.26	880	791	50	1.57	1.43
7200	865	770	50	1.43	1.28	915	821	52	1.63	1.46	915	821	54	1.80	1.63
7600	902	802	54	1.66	1.48	950	852	56	1.87	1.68	950	852	58	2.05	1.86
8000	938	834	58	1.91	1.70	985	883	60	2.13	1.91	985	883	62	2.32	2.10
8400	974	866	62	2.18	1.94	1020	914	65	2.41	2.16	1020	914	67	2.61	2.36
8800	1010	898	66	2.47	2.20	1055	946	69	2.71	2.43	1055	946	72	2.92	2.64
CFM	0.8					1					1.2				
	RPM1	RPM2	DDC%	BHP1	BHP2	RPM1	RPM2	DDC%	BHP1	BHP2	RPM1	RPM2	DDC%	BHP1	BHP2
4800	831	778	36	0.83	0.78	883	831	38	0.96	0.91	933	879	40	1.11	1.05
5200	857	797	39	0.97	0.91	907	849	41	1.12	1.05	956	897	43	1.27	1.20
5600	884	818	42	1.14	1.05	932	868	44	1.29	1.20	980	916	46	1.46	1.36
6000	912	840	45	1.32	1.22	958	888	47	1.48	1.38	1005	936	49	1.66	1.54
6400	940	863	49	1.52	1.40	985	910	51	1.69	1.57	1031	957	53	1.88	1.74
6800	970	888	52	1.74	1.60	1013	934	54	1.92	1.77	1059	979	56	2.11	1.96
7200	1001	914	56	1.98	1.81	1043	958	58	2.17	1.99	1087	1003	60	2.37	2.18
7600	1033	941	60	2.24	2.04	1074	984	62	2.43	2.23	1116	1028	65	2.64	2.43
8000	1066	969	64	2.52	2.29	1106	1011	67	2.72	2.48	1146	1053	69	2.93	2.69
8400	1100	999	69	2.82	2.56	1139	1040	71	3.02	2.75	1177	1080	73	3.23	2.97
8800	1135	1030	74	3.13	2.84										

MODELS: DSG2403DM, DSG2403DH, DSG2404DM, DSG2404DH, DSG2407DM, DSG2407DH • STANDARD STATIC TO 3.5HP (0.2 ~1.2 ESP)															
CFM	0.2					0.4					0.6				
	RPM1	RPM2	DDC%	BHP1	BHP2	RPM1	RPM2	DDC%	BHP1	BHP2	RPM1	RPM2	DDC%	BHP1	BHP2
4800	638	574	31	0.47	0.42	710	648	33	0.59	0.53	774	716	34	0.70	0.65
5200	677	607	33	0.58	0.52	743	676	35	0.71	0.64	743	676	37	0.84	0.77
5600	715	640	36	0.72	0.64	777	704	38	0.85	0.77	777	704	40	0.99	0.91
6000	753	672	39	0.87	0.77	811	733	41	1.02	0.92	811	733	43	1.16	1.06
6400	791	705	42	1.04	0.92	846	762	45	1.20	1.08	846	762	47	1.36	1.24
6800	828	737	46	1.23	1.09	880	791	48	1.40	1.26	880	791	50	1.57	1.43
7200	865	770	50	1.43	1.28	915	821	52	1.63	1.46	915	821	54	1.80	1.63
7600	902	802	54	1.66	1.48	950	852	56	1.87	1.68	950	852	58	2.05	1.86
8000	938	834	58	1.91	1.70	985	883	60	2.13	1.91	985	883	62	2.32	2.10
8400	974	866	62	2.18	1.94	1020	914	65	2.41	2.16	1020	914	67	2.61	2.36
8800	1010	898	66	2.47	2.20	1055	946	69	2.71	2.43	1055	946	72	2.92	2.64
CFM	0.8					1					1.2				
	RPM1	RPM2	DDC%	BHP1	BHP2	RPM1	RPM2	DDC%	BHP1	BHP2	RPM1	RPM2	DDC%	BHP1	BHP3
4800	831	778	36	0.83	0.78	883	831	38	0.96	0.91	933	879	40	1.11	1.05
5200	857	797	39	0.97	0.91	907	849	41	1.12	1.05	956	897	43	1.27	1.20
5600	884	818	42	1.14	1.05	932	868	44	1.29	1.20	980	916	46	1.46	1.36
6000	912	840	45	1.32	1.22	958	888	47	1.48	1.38	1005	936	49	1.66	1.54
6400	940	863	49	1.52	1.40	985	910	51	1.69	1.57	1031	957	53	1.88	1.74
6800	970	888	52	1.74	1.60	1013	934	54	1.92	1.77	1059	979	56	2.11	1.96
7200	1001	914	56	1.98	1.81	1043	958	58	2.17	1.99	1087	1003	60	2.37	2.18
7600	1033	941	60	2.24	2.04	1074	984	62	2.43	2.23	1116	1028	65	2.64	2.43
8000	1066	969	64	2.52	2.29	1106	1011	67	2.72	2.48	1146	1053	69	2.93	2.69
8400	1100	999	69	2.82	2.56	1139	1040	71	3.02	2.75	1177	1080	73	3.23	2.97
8800	1135	1030	74	3.13	2.84										

MODELS: DSG3003DL, DSG3004DL, DSG3007DLSTANDARD • STATIC TO 5HP (0.2 ~1.2 ESP)															
CFM	0.2					0.4					0.6				
	RPM1	RPM2	DDC%	BHP1	BHP2	RPM1	RPM2	DDC%	BHP1	BHP2	RPM1	RPM2	DDC%	BHP1	BHP2
7000	819	736	38	1.06	0.95	874	793	39	1.20	1.09	928	848	41	1.35	1.23
7500	864	775	41	1.27	1.14	916	829	43	1.42	1.29	967	879	44	1.58	1.44
8000	908	815	45	1.51	1.35	958	866	46	1.67	1.51	1007	912	48	1.85	1.68
8500	953	854	49	1.78	1.60	1001	903	50	1.96	1.77	1047	946	52	2.15	1.94
9000	998	894	53	2.08	1.87	1044	941	54	2.28	2.05	1088	982	56	2.47	2.24
9500	1042	934	57	2.42	2.17	1087	979	59	2.62	2.37	1130	1019	61	2.83	2.56
10000	1087	975	62	2.78	2.50	1130	1018	64	3.01	2.71	1172	1057	65	3.22	2.91
10500	1131	1015	67	3.18	2.86	1174	1057	69	3.42	3.08	1214	1097	71	3.65	3.30
11000	1176	1056	72	3.61	3.24	1217	1096	74	3.86	3.48	1257	1138	76	4.10	3.71
CFM	0.8					1					1.2				
	RPM1	RPM2	DDC%	BHP1	BHP2	RPM1	RPM2	DDC%	BHP1	BHP2	RPM1	RPM2	DDC%	BHP1	BHP2
5600	976	901	42	1.50	1.38	1023	955	44	1.66	1.55	1070	1013	46	1.85	1.75
6000	1012	930	46	1.74	1.60	1057	982	48	1.92	1.78	1102	1039	49	2.11	1.98
6400	1050	960	50	2.02	1.85	1092	1010	51	2.20	2.03	1135	1065	53	2.40	2.24
6800	1088	992	54	2.33	2.12	1128	1040	55	2.52	2.32	1170	1092	57	2.72	2.53
7200	1128	1026	58	2.67	2.43	1166	1071	60	2.86	2.63	1206	1119	61	3.07	2.84
7600	1168	1061	62	3.04	2.76	1206	1104	64	3.24	2.96	1244	1147	66	3.45	3.17
8000	1210	1098	67	3.44	3.13	1246	1138	69	3.65	3.33	1283	1177	71	3.86	3.53
8400	1252	1137	73	3.88	3.52	1288	1173	74	4.09	3.72	1324	1206	76	4.29	3.92
8800	1296	1177	78	4.34	3.94	1332	1209	80	4.56	4.14	1366	1237	81	4.76	4.33

Airflow

MODELS: DSG3003DM, DSG3003DH, DSG3004DM, DSG3004DH, DSG3007DM, DSG3007DH • STANDARD STATIC TO 5HP (0.2 ~1.2 ESP)															
CFM	0.2					0.4					0.6				
	RPM1	RPM2	DDC%	BHP1	BHP2	RPM1	RPM2	DDC%	BHP1	BHP2	RPM1	RPM2	DDC%	BHP1	BHP2
7000	819	736	38	1.06	0.95	874	793	39	1.20	1.09	928	848	41	1.35	1.23
7500	864	775	41	1.27	1.14	916	829	43	1.42	1.29	967	879	44	1.58	1.44
8000	908	815	45	1.51	1.35	958	866	46	1.67	1.51	1007	912	48	1.85	1.68
8500	953	854	49	1.78	1.60	1001	903	50	1.96	1.77	1047	946	52	2.15	1.94
9000	998	894	53	2.08	1.87	1044	941	54	2.28	2.05	1088	982	56	2.47	2.24
9500	1042	934	57	2.42	2.17	1087	979	59	2.62	2.37	1130	1019	61	2.83	2.56
10000	1087	975	62	2.78	2.50	1130	1018	64	3.01	2.71	1172	1057	65	3.22	2.91
10500	1131	1015	67	3.18	2.86	1174	1057	69	3.42	3.08	1214	1097	71	3.65	3.30
11000	1176	1056	72	3.61	3.24	1217	1096	74	3.86	3.48	1257	1138	76	4.10	3.71
CFM	0.8					1					1.2				
	RPM1	RPM2	DDC%	BHP1	BHP2	RPM1	RPM2	DDC%	BHP1	BHP2	RPM1	RPM2	DDC%	BHP1	BHP2
5600	976	901	42	1.50	1.38	1023	955	44	1.66	1.55	1070	1013	46	1.85	1.75
6000	1012	930	46	1.74	1.60	1057	982	48	1.92	1.78	1102	1039	49	2.11	1.98
6400	1050	960	50	2.02	1.85	1092	1010	51	2.20	2.03	1135	1065	53	2.40	2.24
6800	1088	992	54	2.33	2.12	1128	1040	55	2.52	2.32	1170	1092	57	2.72	2.53
7200	1128	1026	58	2.67	2.43	1166	1071	60	2.86	2.63	1206	1119	61	3.07	2.84
7600	1168	1061	62	3.04	2.76	1206	1104	64	3.24	2.96	1244	1147	66	3.45	3.17
8000	1210	1098	67	3.44	3.13	1246	1138	69	3.65	3.33	1283	1177	71	3.86	3.53
8400	1252	1137	73	3.88	3.52	1288	1173	74	4.09	3.72	1324	1206	76	4.29	3.92
8800	1296	1177	78	4.34	3.94	1332	1209	80	4.56	4.14	1366	1237	81	4.76	4.33

MODELS: DSG1803WL, DSG1804WL, DSG1807WL • HIGH STATIC TO 5HP (0.8 ~2.2 ESP)																				
CFM	0.8					1					1.2					1.4				
	RPM1	RPM2	DDC%	BHP1	BHP2	RPM1	RPM2	DDC%	BHP1	BHP2	RPM1	RPM2	DDC%	BHP1	BHP2	RPM1	RPM2	DDC%	BHP1	BHP2
4200	683	665	13	-0.04	0.01	762	747	16	0.11	0.14	850	845	20	0.32	0.34	928	929	23	0.51	0.53
4500	718	695	15	0.06	0.09	793	773	18	0.21	0.23	876	864	22	0.41	0.43	949	943	25	0.61	0.61
4800	753	724	18	0.17	0.19	824	799	21	0.32	0.33	901	883	24	0.52	0.52	970	958	26	0.71	0.71
5100	786	753	20	0.28	0.29	854	824	23	0.44	0.44	926	903	26	0.63	0.63	991	973	28	0.82	0.81
5400	818	781	22	0.40	0.40	883	848	25	0.57	0.56	950	921	28	0.76	0.74	1011	987	31	0.95	0.93
5700	850	808	25	0.54	0.52	911	872	28	0.71	0.68	973	940	30	0.89	0.86	1031	1002	33	1.08	1.05
6000	880	834	27	0.68	0.65	938	895	30	0.85	0.82	996	958	33	1.04	1.00	1051	1016	35	1.22	1.18
6300	909	859	30	0.83	0.78	965	918	33	1.01	0.96	1019	976	35	1.19	1.14	1070	1031	37	1.38	1.32
6600	938	884	33	0.99	0.93	990	940	35	1.17	1.11	1041	994	38	1.35	1.29	1089	1046	40	1.54	1.48
CFM	1.6					1.8					2					2.2				
	RPM1	RPM2	DDC%	BHP1	BHP2	RPM1	RPM2	DDC%	BHP1	BHP2	RPM1	RPM2	DDC%	BHP1	BHP2	RPM1	RPM2	DDC%	BHP1	BHP2
4200	1010	989	26	0.71	0.70	1076	1049	28	0.89	0.87	1124	1092	30	1.04	1.01	1173	1161	33	1.22	1.21
4500	1025	1002	27	0.80	0.78	1088	1060	30	0.99	0.96	1134	1103	32	1.13	1.10	1183	1167	34	1.32	1.31
4800	1041	1015	29	0.90	0.88	1100	1072	32	1.09	1.06	1145	1113	34	1.24	1.21	1193	1173	36	1.43	1.41
5100	1056	1028	31	1.01	0.99	1113	1083	33	1.20	1.17	1157	1124	35	1.36	1.32	1203	1180	38	1.55	1.52
5400	1072	1041	33	1.13	1.10	1125	1094	35	1.33	1.29	1168	1135	37	1.49	1.45	1213	1187	40	1.68	1.65
5700	1088	1054	35	1.27	1.23	1138	1106	37	1.46	1.42	1180	1146	39	1.63	1.58	1224	1194	42	1.82	1.78
6000	1103	1067	37	1.41	1.36	1151	1117	40	1.61	1.56	1192	1156	41	1.78	1.73	1235	1201	44	1.98	1.93
6300	1119	1080	40	1.56	1.51	1164	1128	42	1.76	1.71	1205	1167	44	1.94	1.88	1246	1209	46	2.14	2.08
6600	1135	1093	42	1.73	1.66	1178	1139	44	1.93	1.87	1217	1178	46	2.11	2.04	1257	1217	48	2.32	2.25

Airflow

MODELS: DSG1803WM, DSG1803WH, DSG1804WM, DSG1804WH, DSG1807WM, DSG1807WH • HIGH STATIC TO 5HP (0.8 ~2.2 ESP)																				
CFM	0.8					1					1.2					1.4				
	RPM1	RPM2	DDC%	BHP1	BHP2	RPM1	RPM2	DDC%	BHP1	BHP2	RPM1	RPM2	DDC%	BHP1	BHP2	RPM1	RPM2	DDC%	BHP1	BHP2
4200	683	665	13	-0.04	0.01	762	747	16	0.11	0.14	850	845	20	0.32	0.34	928	929	23	0.51	0.53
4500	718	695	15	0.06	0.09	793	773	18	0.21	0.23	876	864	22	0.41	0.43	949	943	25	0.61	0.61
4800	753	724	18	0.17	0.19	824	799	21	0.32	0.33	901	883	24	0.52	0.52	970	958	26	0.71	0.71
5100	786	753	20	0.28	0.29	854	824	23	0.44	0.44	926	903	26	0.63	0.63	991	973	28	0.82	0.81
5400	818	781	22	0.40	0.40	883	848	25	0.57	0.56	950	921	28	0.76	0.74	1011	987	31	0.95	0.93
5700	850	808	25	0.54	0.52	911	872	28	0.71	0.68	973	940	30	0.89	0.86	1031	1002	33	1.08	1.05
6000	880	834	27	0.68	0.65	938	895	30	0.85	0.82	996	958	33	1.04	1.00	1051	1016	35	1.22	1.18
6300	909	859	30	0.83	0.78	965	918	33	1.01	0.96	1019	976	35	1.19	1.14	1070	1031	37	1.38	1.32
6600	938	884	33	0.99	0.93	990	940	35	1.17	1.11	1041	994	38	1.35	1.29	1089	1046	40	1.54	1.48
CFM	1.6					1.8					2					2.2				
	RPM1	RPM2	DDC%	BHP1	BHP2	RPM1	RPM2	DDC%	BHP1	BHP2	RPM1	RPM2	DDC%	BHP1	BHP2	RPM1	RPM2	DDC%	BHP1	BHP2
4200	1010	989	26	0.71	0.70	1076	1049	28	0.89	0.87	1124	1092	30	1.04	1.01	1173	1161	33	1.22	1.21
4500	1025	1002	27	0.80	0.78	1088	1060	30	0.99	0.96	1134	1103	32	1.13	1.10	1183	1167	34	1.32	1.31
4800	1041	1015	29	0.90	0.88	1100	1072	32	1.09	1.06	1145	1113	34	1.24	1.21	1193	1173	36	1.43	1.41
5100	1056	1028	31	1.01	0.99	1113	1083	33	1.20	1.17	1157	1124	35	1.36	1.32	1203	1180	38	1.55	1.52
5400	1072	1041	33	1.13	1.10	1125	1094	35	1.33	1.29	1168	1135	37	1.49	1.45	1213	1187	40	1.68	1.65
5700	1088	1054	35	1.27	1.23	1138	1106	37	1.46	1.42	1180	1146	39	1.63	1.58	1224	1194	42	1.82	1.78
6000	1103	1067	37	1.41	1.36	1151	1117	40	1.61	1.56	1192	1156	41	1.78	1.73	1235	1201	44	1.98	1.93
6300	1119	1080	40	1.56	1.51	1164	1128	42	1.76	1.71	1205	1167	44	1.94	1.88	1246	1209	46	2.14	2.08
6600	1135	1093	42	1.73	1.66	1178	1139	44	1.93	1.87	1217	1178	46	2.11	2.04	1257	1217	48	2.32	2.25

MODELS: DSG2403WL, DSG2404WL, DSG2407WL • HIGH STATIC TO 5HP (0.8 ~2.2 ESP)																				
CFM	0.8					1					1.2					1.4				
	RPM1	RPM2	DDC%	BHP1	BHP2	RPM1	RPM2	DDC%	BHP1	BHP2	RPM1	RPM2	DDC%	BHP1	BHP2	RPM1	RPM2	DDC%	BHP1	BHP2
5600	881	830	35	0.98	0.93	937	886	36	1.12	1.06	990	947	38	1.26	1.21	1039	1000	39	1.41	1.37
6000	907	849	37	1.11	1.03	960	905	38	1.25	1.18	1012	965	40	1.41	1.35	1060	1016	41	1.57	1.51
6400	934	869	39	1.25	1.16	985	924	40	1.40	1.31	1034	984	42	1.57	1.49	1082	1033	44	1.74	1.66
6800	962	890	41	1.41	1.30	1010	944	43	1.57	1.47	1058	1003	45	1.75	1.66	1104	1050	46	1.93	1.83
7200	991	913	44	1.59	1.47	1037	966	45	1.76	1.64	1083	1023	47	1.95	1.84	1128	1068	49	2.14	2.02
7600	1020	936	47	1.79	1.65	1064	988	48	1.97	1.83	1109	1044	50	2.17	2.03	1152	1087	52	2.36	2.22
8000	1050	960	50	2.02	1.85	1092	1010	51	2.20	2.03	1135	1065	53	2.40	2.24	1178	1106	55	2.60	2.44
8400	1080	986	53	2.26	2.07	1121	1034	54	2.45	2.26	1163	1086	56	2.66	2.47	1204	1126	58	2.86	2.67
8800	1112	1012	56	2.53	2.30	1151	1059	58	2.72	2.50	1191	1108	60	2.93	2.71					
CFM	1.6					1.8					2					2.2				
	RPM1	RPM2	DDC%	BHP1	BHP2	RPM1	RPM2	DDC%	BHP1	BHP2	RPM1	RPM2	DDC%	BHP1	BHP2	RPM1	RPM2	DDC%	BHP1	BHP2
5600	1088	1050	41	1.58	1.53	1136	1099	42	1.74	1.69	1182	1143	44	1.91	1.85	1227	1186	46	2.09	2.03
6000	1109	1065	43	1.74	1.68	1156	1113	45	1.91	1.84	1202	1158	46	2.09	2.02	1246	1201	48	2.28	2.20
6400	1130	1081	46	1.92	1.84	1176	1128	47	2.10	2.01	1222	1173	49	2.29	2.20	1265	1216	50	2.48	2.39
6800	1152	1097	48	2.12	2.02	1197	1143	50	2.30	2.20	1243	1188	51	2.50	2.39	1285	1231	53	2.70	2.59
7200	1174	1114	51	2.33	2.22	1219	1159	52	2.52	2.39	1263	1203	54	2.72	2.59	1304	1246	56	2.93	2.80
7600	1198	1132	54	2.56	2.42	1241	1175	55	2.75	2.60	1284	1218	57	2.96	2.81	1323	1261	59	3.17	3.02
8000	1222	1150	57	2.81	2.64	1263	1191	58	3.00	2.83	1305	1234	60	3.21	3.04	1343	1276	62	3.43	3.26
8400	1246	1169	60	3.07	2.88	1286	1208	61	3.27	3.06										
8800																				

Airflow

MODELS: DSG2403WM, DSG2403WH, DSG2404WM, DSG2404WH, DSG2407WM, DSG2407WH • HIGH STATIC TO 5HP (0.8 ~2.2 ESP)																				
CFM	0.8					1					1.2					1.4				
	RPM1	RPM2	DDC%	BHP1	BHP2	RPM1	RPM2	DDC%	BHP1	BHP2	RPM1	RPM2	DDC%	BHP1	BHP2	RPM1	RPM2	DDC%	BHP1	BHP2
5600	881	830	35	0.98	0.93	937	886	36	1.12	1.06	990	947	38	1.26	1.21	1039	1000	39	1.41	1.37
6000	907	849	37	1.11	1.03	960	905	38	1.25	1.18	1012	965	40	1.41	1.35	1060	1016	41	1.57	1.51
6400	934	869	39	1.25	1.16	985	924	40	1.40	1.31	1034	984	42	1.57	1.49	1082	1033	44	1.74	1.66
6800	962	890	41	1.41	1.30	1010	944	43	1.57	1.47	1058	1003	45	1.75	1.66	1104	1050	46	1.93	1.83
7200	991	913	44	1.59	1.47	1037	966	45	1.76	1.64	1083	1023	47	1.95	1.84	1128	1068	49	2.14	2.02
7600	1020	936	47	1.79	1.65	1064	988	48	1.97	1.83	1109	1044	50	2.17	2.03	1152	1087	52	2.36	2.22
8000	1050	960	50	2.02	1.85	1092	1010	51	2.20	2.03	1135	1065	53	2.40	2.24	1178	1106	55	2.60	2.44
8400	1080	986	53	2.26	2.07	1121	1034	54	2.45	2.26	1163	1086	56	2.66	2.47	1204	1126	58	2.86	2.67
8800	1112	1012	56	2.53	2.30	1151	1059	58	2.72	2.50	1191	1108	60	2.93	2.71					
CFM	1.6					1.8					2					2.2				
	RPM1	RPM2	DDC%	BHP1	BHP2	RPM1	RPM2	DDC%	BHP1	BHP2	RPM1	RPM2	DDC%	BHP1	BHP2	RPM1	RPM2	DDC%	BHP1	BHP2
5600	1088	1050	41	1.58	1.53	1136	1099	42	1.74	1.69	1182	1143	44	1.91	1.85	1227	1186	46	2.09	2.03
6000	1109	1065	43	1.74	1.68	1156	1113	45	1.91	1.84	1202	1158	46	2.09	2.02	1246	1201	48	2.28	2.20
6400	1130	1081	46	1.92	1.84	1176	1128	47	2.10	2.01	1222	1173	49	2.29	2.20	1265	1216	50	2.48	2.39
6800	1152	1097	48	2.12	2.02	1197	1143	50	2.30	2.20	1243	1188	51	2.50	2.39	1285	1231	53	2.70	2.59
7200	1174	1114	51	2.33	2.22	1219	1159	52	2.52	2.39	1263	1203	54	2.72	2.59	1304	1246	56	2.93	2.80
7600	1198	1132	54	2.56	2.42	1241	1175	55	2.75	2.60	1284	1218	57	2.96	2.81	1323	1261	59	3.17	3.02
8000	1222	1150	57	2.81	2.64	1263	1191	58	3.00	2.83	1305	1234	60	3.21	3.04	1343	1276	62	3.43	3.26
8400	1246	1169	60	3.07	2.88	1286	1208	61	3.27	3.06										
8800																				

MODELS: DSG3003WL, DSG3004WL, DSG3007WL • HIGH STATIC TO 5HP (0.8 ~2.2 ESP)																				
CFM	0.8					1					1.2					1.4				
	RPM1	RPM2	DDC%	BHP1	BHP2	RPM1	RPM2	DDC%	BHP1	BHP2	RPM1	RPM2	DDC%	BHP1	BHP2	RPM1	RPM2	DDC%	BHP1	BHP2
7000	976	901	42	1.50	1.38	1023	955	44	1.66	1.55	1070	1013	46	1.85	1.75	1116	1059	48	2.03	1.93
7500	1012	930	46	1.74	1.60	1057	982	48	1.92	1.78	1102	1039	49	2.11	1.98	1146	1082	51	2.30	2.17
8000	1050	960	50	2.02	1.85	1092	1010	51	2.20	2.03	1135	1065	53	2.40	2.24	1178	1106	55	2.60	2.44
8500	1088	992	54	2.33	2.12	1128	1040	55	2.52	2.32	1170	1092	57	2.72	2.53	1211	1132	59	2.93	2.73
9000	1128	1026	58	2.67	2.43	1166	1071	60	2.86	2.63	1206	1119	61	3.07	2.84	1245	1158	63	3.28	3.05
9500	1168	1061	62	3.04	2.76	1206	1104	64	3.24	2.96	1244	1147	66	3.45	3.17	1281	1185	68	3.67	3.39
10000	1210	1098	67	3.44	3.13	1246	1138	69	3.65	3.33	1283	1177	71	3.86	3.53	1319	1214	72	4.07	3.75
10500	1252	1137	73	3.88	3.52	1288	1173	74	4.09	3.72	1324	1206	76	4.29	3.92	1358	1243	77	4.51	4.14
11000	1296	1177	78	4.34	3.94	1332	1209	80	4.56	4.14	1366	1237	81	4.76	4.33					
CFM	1.6					1.8					2					2.2				
	RPM1	RPM2	DDC%	BHP1	BHP2	RPM1	RPM2	DDC%	BHP1	BHP2	RPM1	RPM2	DDC%	BHP1	BHP2	RPM1	RPM2	DDC%	BHP1	BHP2
7000	1163	1106	49	2.23	2.12	1208	1151	51	2.41	2.29	1253	1195	53	2.61	2.49	1294	1238	54	2.81	2.69
7500	1192	1127	53	2.50	2.37	1235	1171	54	2.69	2.55	1279	1214	56	2.90	2.75	1319	1257	58	3.11	2.97
8000	1222	1150	57	2.81	2.64	1263	1191	58	3.00	2.83	1305	1234	60	3.21	3.04	1343	1276	62	3.43	3.26
8500	1253	1173	61	3.14	2.94	1292	1213	62	3.34	3.13	1331	1253	64	3.55	3.34	1367	1294	66	3.76	3.56
9000	1285	1198	65	3.49	3.25	1322	1235	66	3.69	3.44	1358	1273	68	3.91	3.66	1391	1313	70	4.12	3.89
9500	1318	1223	69	3.88	3.59	1352	1257	71	4.07	3.78	1385	1293	73	4.29	4.00	1415	1332	74	4.50	4.24
10000	1352	1249	74	4.28	3.96	1383	1280	75	4.48	4.14	1412	1314	77	4.69	4.36	1439	1351	79	4.90	4.60
10500	1388	1277	79	4.71	4.34	1415	1304	80	4.91	4.53										
11000																				

MODELS: DSG3003WM, DSG3003WH, DSG3004WM, DSG3004WH, DSG3007WM, DSG3007WH • HIGH STATIC TO 5HP (0.8 ~2.2 ESP)																				
CFM	0.8					1					1.2					1.4				
	RPM1	RPM2	DDC%	BHP1	BHP2	RPM1	RPM2	DDC%	BHP1	BHP2	RPM1	RPM2	DDC%	BHP1	BHP2	RPM1	RPM2	DDC%	BHP1	BHP2
7000	976	901	42	1.50	1.38	1023	955	44	1.66	1.55	1070	1013	46	1.85	1.75	1116	1059	48	2.03	1.93
7500	1012	930	46	1.74	1.60	1057	982	48	1.92	1.78	1102	1039	49	2.11	1.98	1146	1082	51	2.30	2.17
8000	1050	960	50	2.02	1.85	1092	1010	51	2.20	2.03	1135	1065	53	2.40	2.24	1178	1106	55	2.60	2.44
8500	1088	992	54	2.33	2.12	1128	1040	55	2.52	2.32	1170	1092	57	2.72	2.53	1211	1132	59	2.93	2.73
9000	1128	1026	58	2.67	2.43	1166	1071	60	2.86	2.63	1206	1119	61	3.07	2.84	1245	1158	63	3.28	3.05
9500	1168	1061	62	3.04	2.76	1206	1104	64	3.24	2.96	1244	1147	66	3.45	3.17	1281	1185	68	3.67	3.39
10000	1210	1098	67	3.44	3.13	1246	1138	69	3.65	3.33	1283	1177	71	3.86	3.53	1319	1214	72	4.07	3.75
10500	1252	1137	73	3.88	3.52	1288	1173	74	4.09	3.72	1324	1206	76	4.29	3.92	1358	1243	77	4.51	4.14
11000	1296	1177	78	4.34	3.94	1332	1209	80	4.56	4.14	1366	1237	81	4.76	4.33					
CFM	1.6					1.8					2					2.2				
	RPM1	RPM2	DDC%	BHP1	BHP2	RPM1	RPM2	DDC%	BHP1	BHP2	RPM1	RPM2	DDC%	BHP1	BHP2	RPM1	RPM2	DDC%	BHP1	BHP2
7000	1163	1106	49	2.23	2.12	1208	1151	51	2.41	2.29	1253	1195	53	2.61	2.49	1294	1238	54	2.81	2.69
7500	1192	1127	53	2.50	2.37	1235	1171	54	2.69	2.55	1279	1214	56	2.90	2.75	1319	1257	58	3.11	2.97
8000	1222	1150	57	2.81	2.64	1263	1191	58	3.00	2.83	1305	1234	60	3.21	3.04	1343	1276	62	3.43	3.26
8500	1253	1173	61	3.14	2.94	1292	1213	62	3.34	3.13	1331	1253	64	3.55	3.34	1367	1294	66	3.76	3.56
9000	1285	1198	65	3.49	3.25	1322	1235	66	3.69	3.44	1358	1273	68	3.91	3.66	1391	1313	70	4.12	3.89
9500	1318	1223	69	3.88	3.59	1352	1257	71	4.07	3.78	1385	1293	73	4.29	4.00	1415	1332	74	4.50	4.24
10000	1352	1249	74	4.28	3.96	1383	1280	75	4.48	4.14	1412	1314	77	4.69	4.36	1439	1351	79	4.90	4.60
10500	1388	1277	79	4.71	4.34	1415	1304	80	4.91	4.53										
11000																				

Electrical Data

MODEL NUMBER	ELECTRICAL RATING	COMPRESSOR			OUTDOOR FAN MOTOR			INDOOR FAN MOTOR			OPTIONAL POWERED CONVIENIENCE OUTLET	OPTIONAL POWER EXHAUST	OPTIONAL POWER EXHAUST (MODULATING)	POWER SUPPLY	
		QTY	RLA	LRA	QTY	HP	FLA	QTY	HP	FLA	FLA	FLA	FLA	MCA	MOP
DSG1803D	208/230/3/60	2	25.0	179	3	0.33	2	2	3.5	10.9	-	-	-	84.1/84.1	100/100
											-	4.8	-	88.9/88.9	110/110
											-	-	13.9	98.0/98.0	110/110
											9.6/8.7	-	-	93.7/92.8	110/110
											9.6/8.7	4.8	-	98.5/97.6	110/110
											9.6/8.7	-	13.9	108/107	125/125
DSG1803W	208/230/3/60	2	25.0	179	3	0.33	2	2	5	14.5	-	-	-	91.3/91.3	110/110
											-	4.8	-	96.1/96.1	110/110
											-	-	13.9	105/105	125/125
											9.6/8.7	-	-	101/100	125/125
											9.6/8.7	4.8	-	106/105	125/125
											9.6/8.7	-	13.9	115/114	125/125
DSG1804D	460/3/60	2	10.9	103	3	0.33	0.85	2	3.5	7.2	-	-	-	41.4	50
											-	2.4	-	43.8	50
											-	-	8.1	49.5	60
											4.3	-	-	45.7	50
											4.3	2.4	-	48.1	50
											4.3	-	8.1	53.8	60
DSG1804W	460/3/60	2	10.9	103	3	0.33	0.85	2	5	10.6	-	-	-	48.2	50
											-	2.4	-	50.6	60
											-	-	8.1	56.3	60
											4.3	-	-	52.5	60
											4.3	2.4	-	54.9	60
											4.3	-	8.1	60.6	70
DSG1807D	575/3/60	2	8.4	78.0	3	0.33	0.67	2	3.5	5	-	-	-	31.0	35
											-	2	-	33.0	40
											-	-	8.3	39.3	45
											3.5	-	-	34.5	40
											3.5	2	-	36.5	40
											3.5	-	8.3	42.8	50
DSG1807W	575/3/60	2	8.4	78.0	3	0.33	0.67	2	5	7.2	-	-	-	35.4	40
											-	2	-	37.4	45
											-	-	8.3	43.7	50
											3.5	-	-	38.9	45
											3.5	2	-	40.9	45
											3.5	-	8.3	47.2	50
DSG2403D	208/230/3/60	2	29.4	225	4	0.5	2.7	2	3.5	10.9	-	-	-	98.7/98.7	125/125
											-	4.8	-	103/103	125/125
											-	-	13.9	113/113	125/125
											9.6/8.7	-	-	108/107	125/125
											9.6/8.7	4.8	-	113/112	125/125
											9.6/8.7	-	13.9	122/121	150/150
DSG2403W	208/230/3/60	2	29.4	225	4	0.5	2.7	2	5	14.5	-	-	-	106/106	125/125
											-	4.8	-	111/111	125/125
											-	-	13.9	120/120	125/125
											9.6/8.7	-	-	115/115	125/125
											9.6/8.7	4.8	-	120/119	125/125
											9.6/8.7	-	13.9	129/128	150/150
DSG2404D	460/3/60	2	13.7	130	4	0.5	1.4	2	3.5	7.2	-	-	-	50.8	60
											-	2.4	-	53.2	60
											-	-	8.1	58.9	70
											4.3	-	-	55.1	60
											4.3	2.4	-	57.5	70
											4.3	-	8.1	63.2	70

Electrical Data

MODEL NUMBER	ELECTRICAL RATING	COMPRESSOR			OUTDOOR FAN MOTOR			INDOOR FAN MOTOR			OPTIONAL POWERED CONVIENIENCE OUTLET	OPTIONAL POWER EXHAUST	OPTIONAL POWER EXHAUST (MODULATING)	POWER SUPPLY	
		QTY	RLA	LRA	QTY	HP	FLA	QTY	HP	FLA	FLA	FLA	FLA	MCA	MOP
DSG2404W	460/3/60	2	13.7	130	4	0.5	1.4	2	5	10.6	-	-	-	57.6	70
											-	2.4	-	60.0	70
											-	-	8.1	65.7	70
											4.3	-	-	61.9	70
											4.3	2.4	-	64.3	70
											4.3	-	8.1	70.0	80
DSG2407D	575/3/60	2	10.9	93.7	4	0.5	1	2	3.5	5	-	-	-	38.5	45
											-	2	-	40.5	50
											-	-	8.3	46.8	50
											3.5	-	-	42.0	50
											3.5	2	-	44.0	50
											3.5	-	8.3	50.3	60
DSG2407W	575/3/60	2	10.9	93.7	4	0.5	1	2	5	7.2	-	-	-	42.9	50
											-	2	-	44.9	50
											-	-	8.3	51.2	60
											3.5	-	-	46.4	50
											3.5	2	-	48.4	50
											3.5	-	8.3	54.7	60
DSG3003D	208/230/3/60	2	35.3	270	5	0.5	2.7	2	5	14.5	-	-	-	122/122	150/150
											-	4.8	-	127/127	150/150
											-	-	13.9	136/136	150/150
											9.6/8.7	-	-	131/131	150/150
											9.6/8.7	4.8	-	136/135	150/150
											9.6/8.7	-	13.9	145/144	175/175
DSG3003W	208/230/3/60	2	35.3	270	5	0.5	2.7	2	5	14.5	-	-	-	122/122	150/150
											-	4.8	-	127/127	150/150
											-	-	13.9	136/136	150/150
											9.6/8.7	-	-	131/131	150/150
											9.6/8.7	4.8	-	136/135	150/150
											9.6/8.7	-	13.9	145/144	175/175
DSG3004D	460/3/60	2	20.5	147	5	0.5	1.4	2	5	10.6	-	-	-	74.3	90
											-	2.4	-	76.7	90
											-	-	8.1	82.4	100
											4.3	-	-	78.6	90
											4.3	2.4	-	81.0	100
											4.3	-	8.1	86.7	100
DSG3004W	460/3/60	2	20.5	147	5	0.5	1.4	2	5	10.6	-	-	-	74.3	90
											-	2.4	-	76.7	90
											-	-	8.1	82.4	100
											4.3	-	-	78.6	90
											4.3	2.4	-	81.0	100
											4.3	-	8.1	86.7	100
DSG3007D	575/3/60	2	13.8	109	5	0.5	1	2	5	7.2	-	-	-	50.4	60
											-	2	-	52.4	60
											-	-	8.3	58.7	70
											3.5	-	-	53.9	60
											3.5	2	-	55.9	60
											3.5	-	8.3	62.2	70
DSG3007W	575/3/60	2	13.8	109	5	0.5	1	2	5	7.2	-	-	-	50.4	60
											-	2	-	52.4	60
											-	-	8.3	58.7	70
											3.5	-	-	53.9	60
											3.5	2	-	55.9	60
											3.5	-	8.3	62.2	70

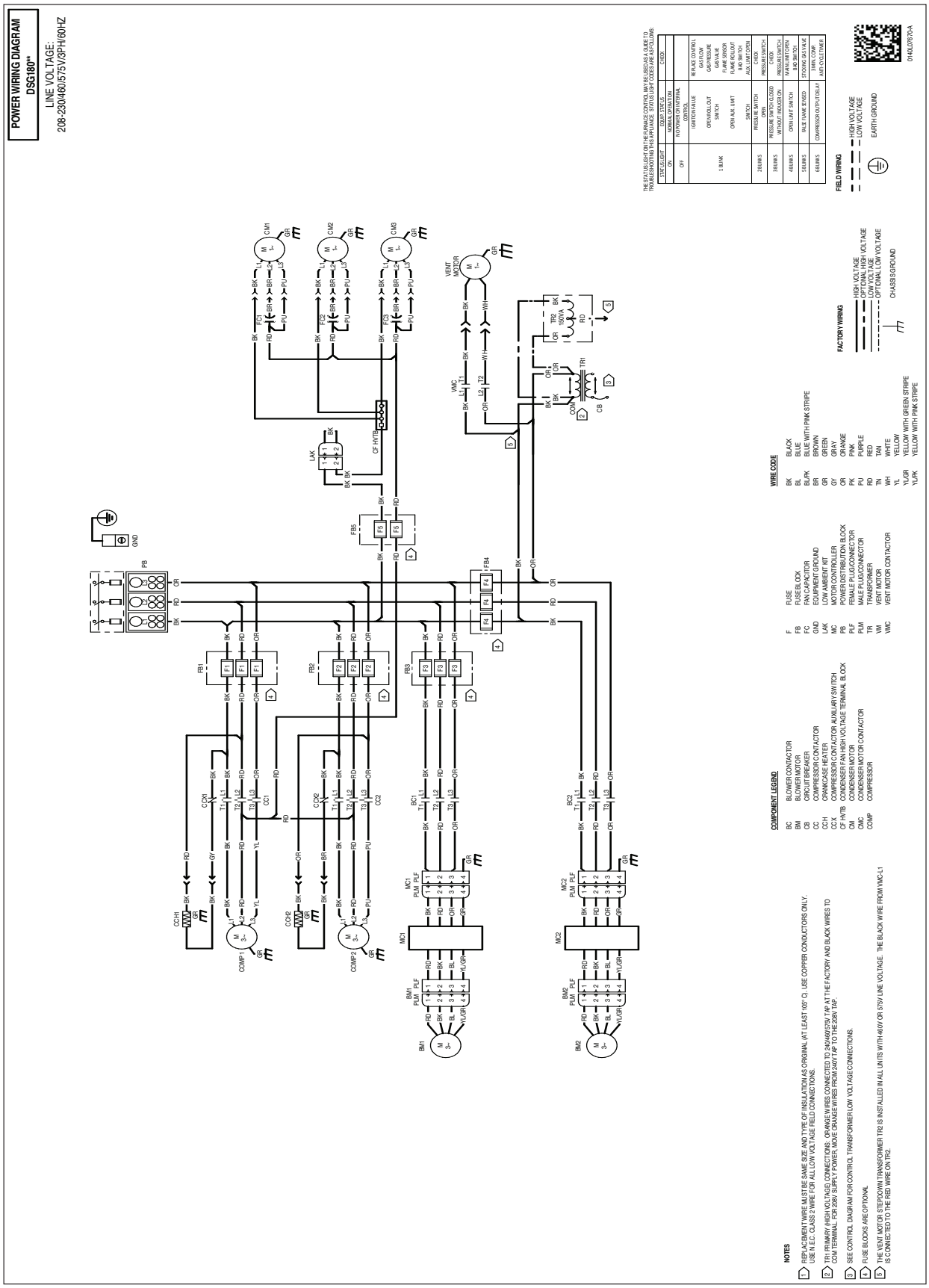

Wiring is subject to change. Always refer to the wiring diagram on the unit for the most up-to-date wiring.

WARNING

High Voltage: Disconnect all power before servicing or installing this unit. Multiple power sources may be present. Failure to do so may cause property damage, personal injury, or death.

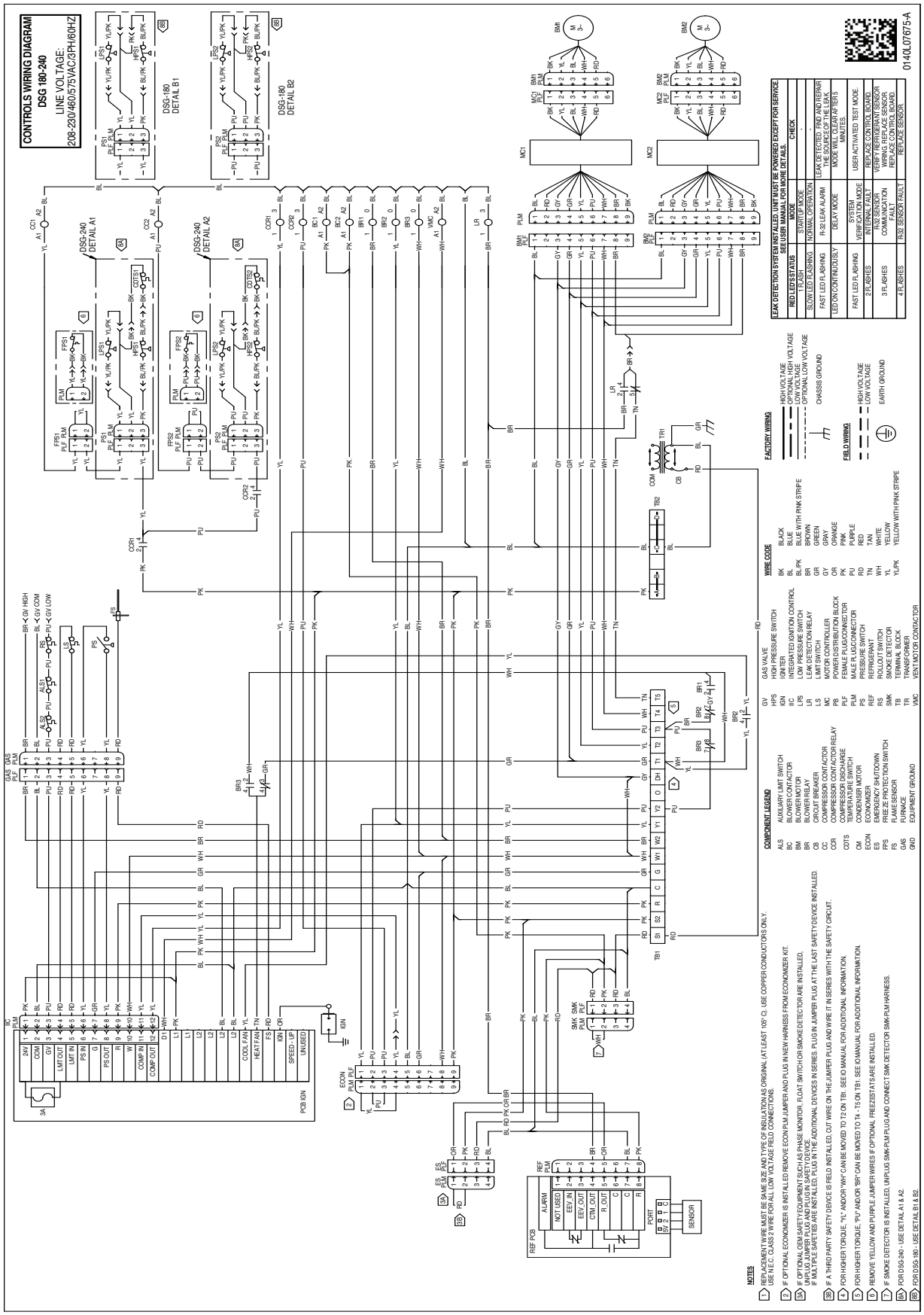

WARNING

High Voltage: Disconnect all power before servicing or installing this unit. Multiple power sources may be present. Failure to do so may cause property damage, personal injury, or death.

Wiring is subject to change. Always refer to the wiring diagram on the unit for the most up-to-date wiring.

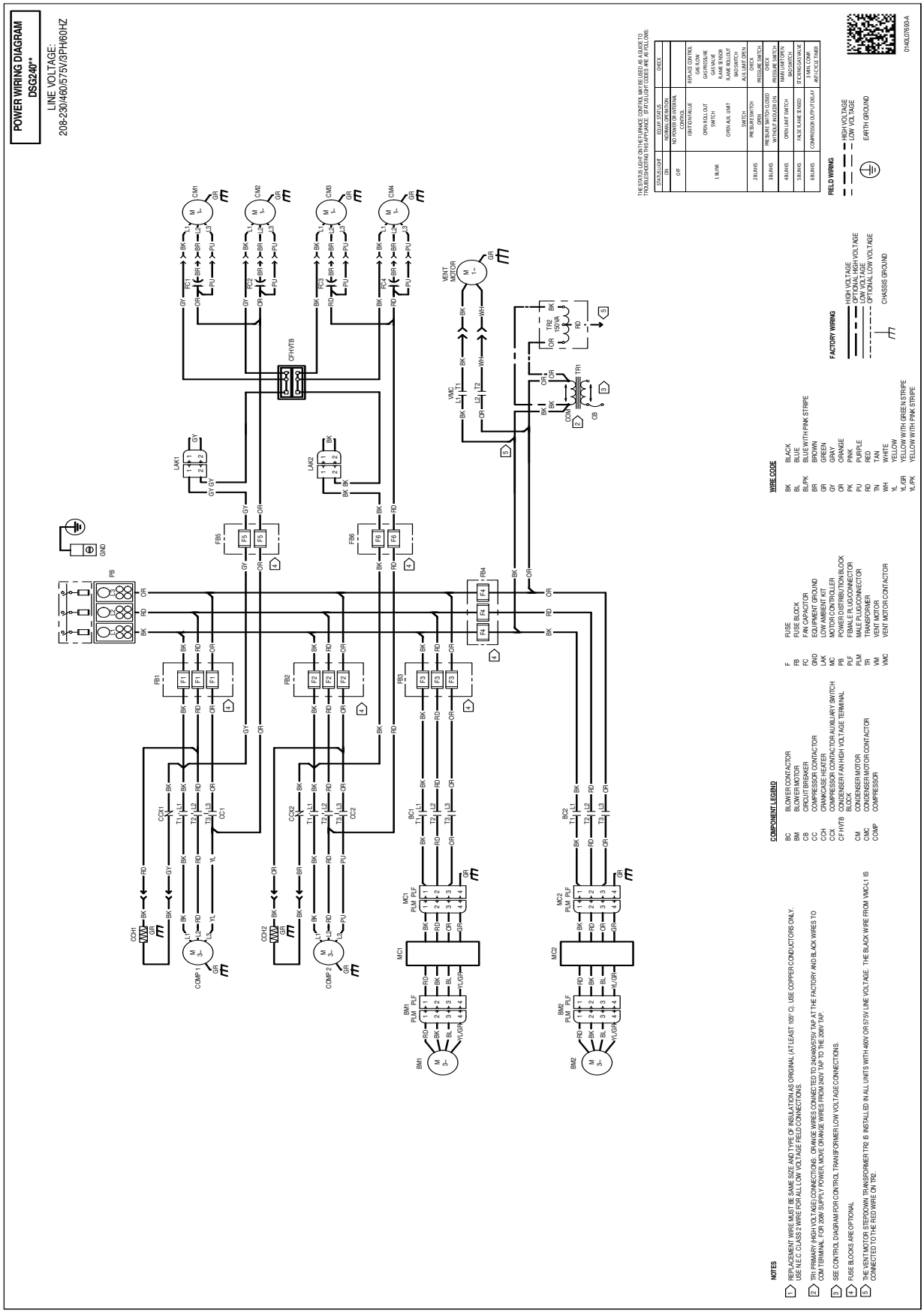

WARNING

High Voltage: Disconnect all power before servicing or installing this unit. Multiple power sources may be present. Failure to do so may cause property damage, personal injury, or death.

Wiring is subject to change. Always refer to the wiring diagram on the unit for the most up-to-date wiring.

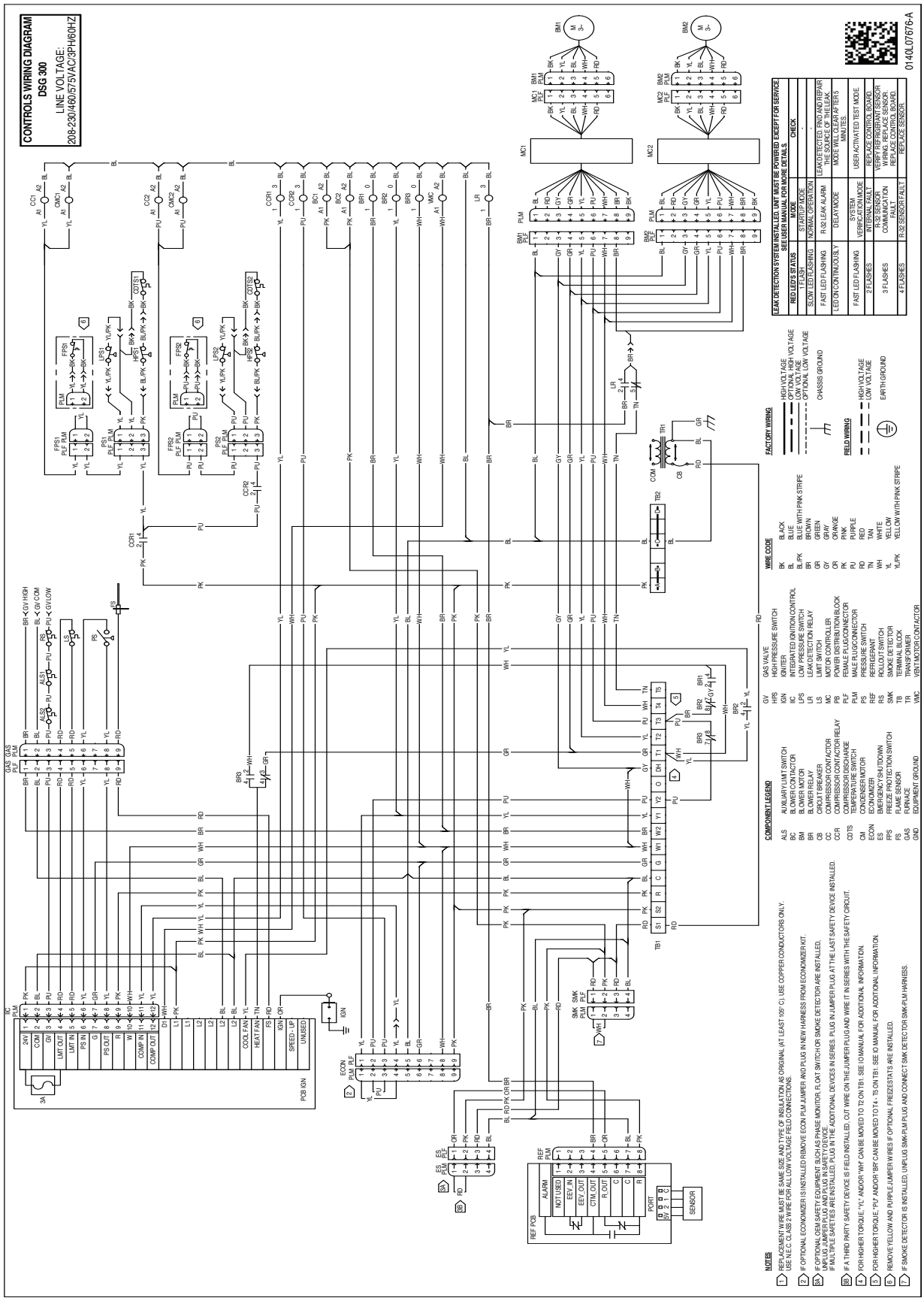

WARNING

High Voltage: Disconnect all power before servicing or installing this unit. Multiple power sources may be present. Failure to do so may cause property damage, personal injury, or death.

Wiring is subject to change. Always refer to the wiring diagram on the unit for the most up-to-date wiring.

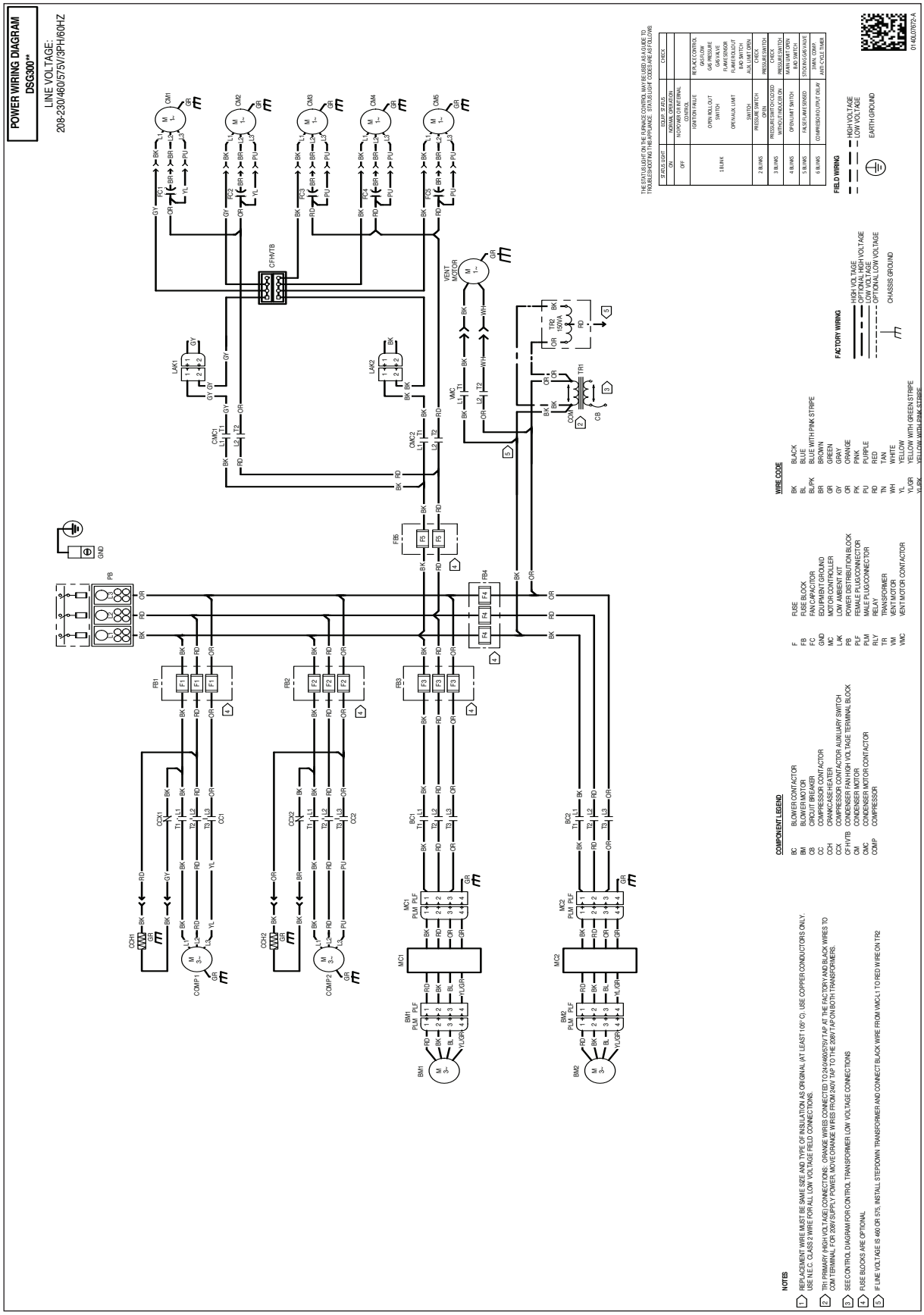

WARNING

High Voltage: Disconnect all power before servicing or installing this unit. Multiple power sources may be present. Failure to do so may cause property damage, personal injury, or death.

Wiring is subject to change. Always refer to the wiring diagram on the unit for the most up-to-date wiring.

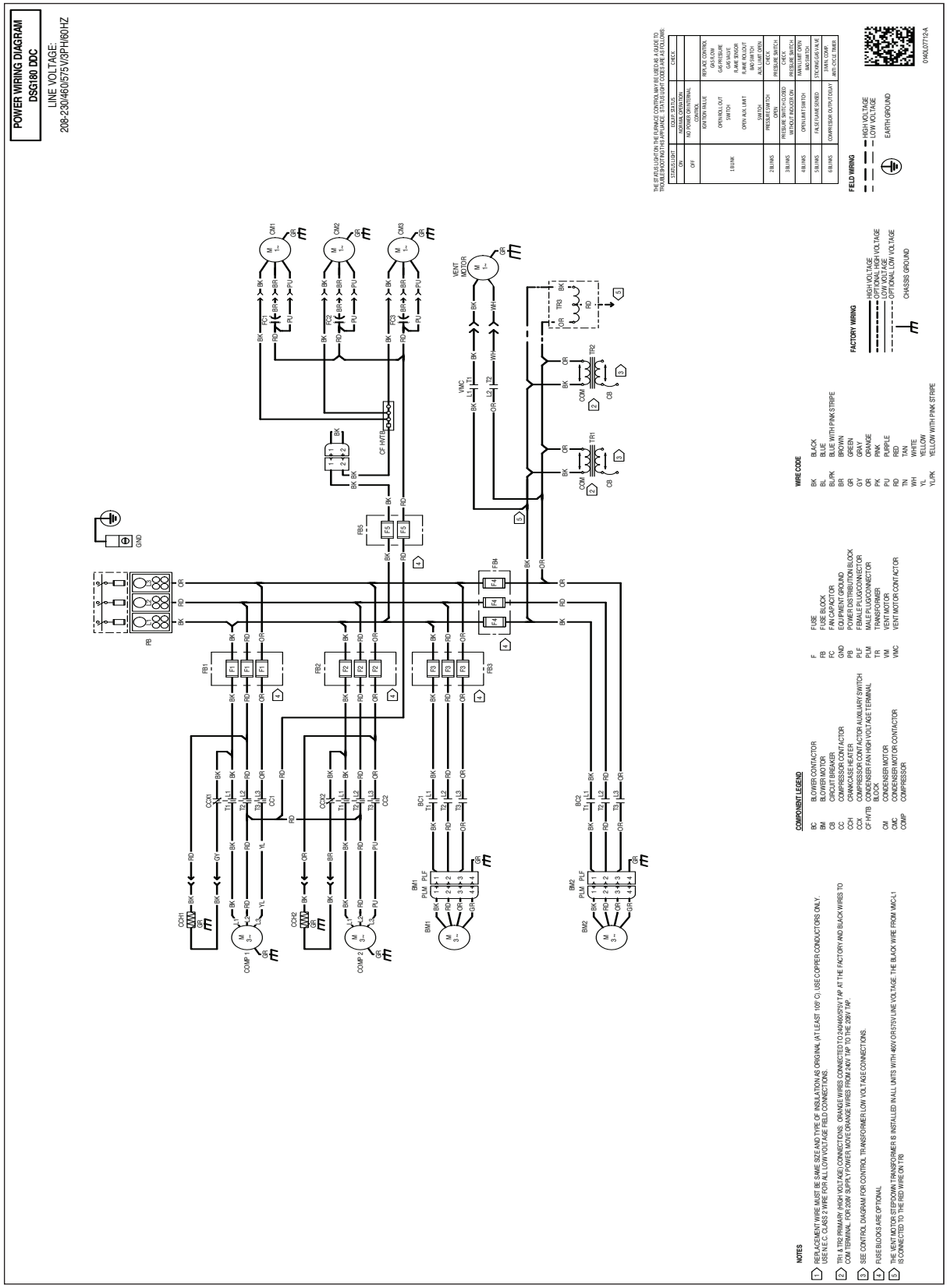

Wiring is subject to change. Always refer to the wiring diagram on the unit for the most up-to-date wiring.

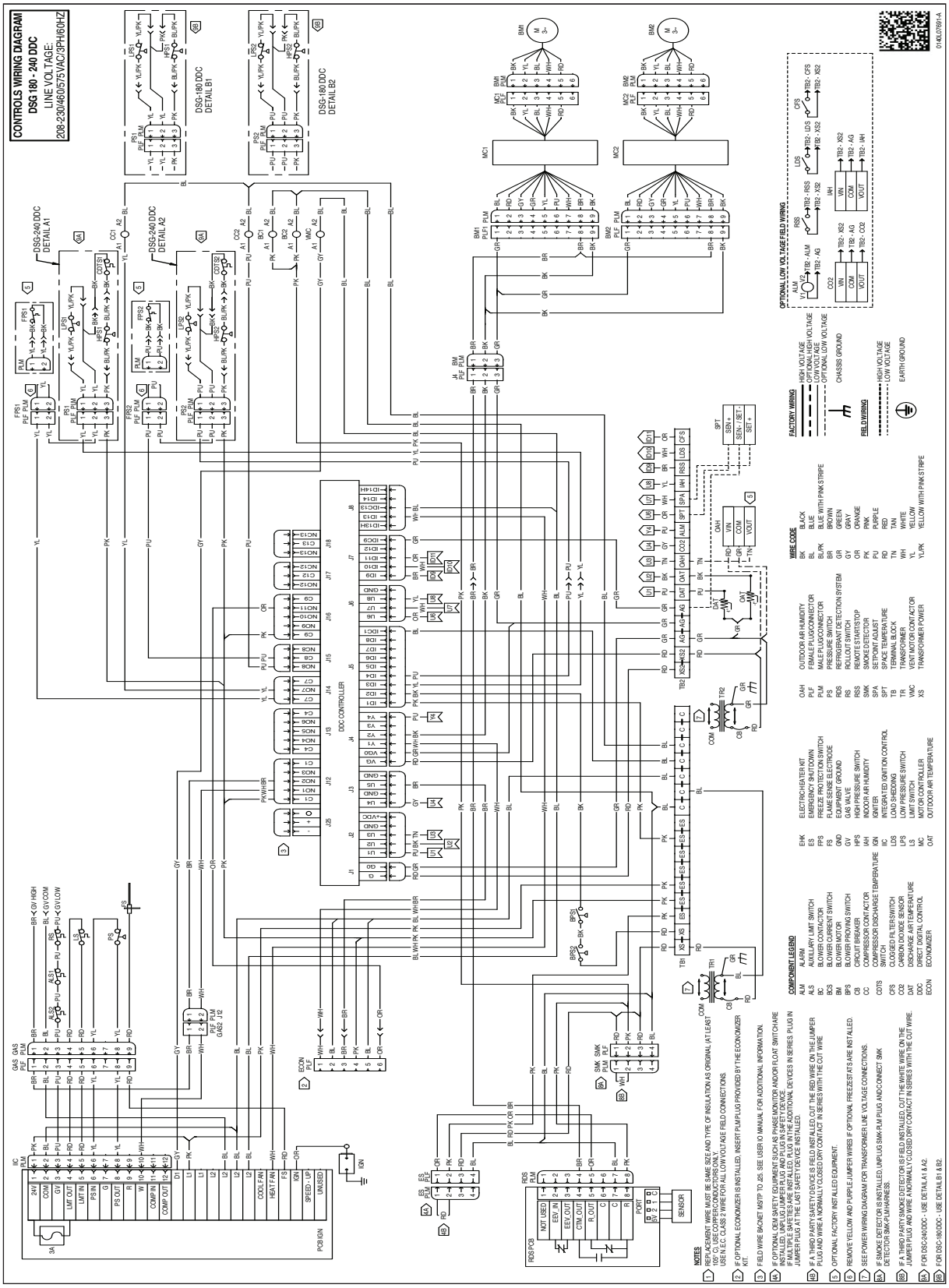

WARNING

High Voltage: Disconnect all power before servicing or installing this unit. Multiple power sources may be present. Failure to do so may cause property damage, personal injury, or death.

Wiring is subject to change. Always refer to the wiring diagram on the unit for the most up-to-date wiring.

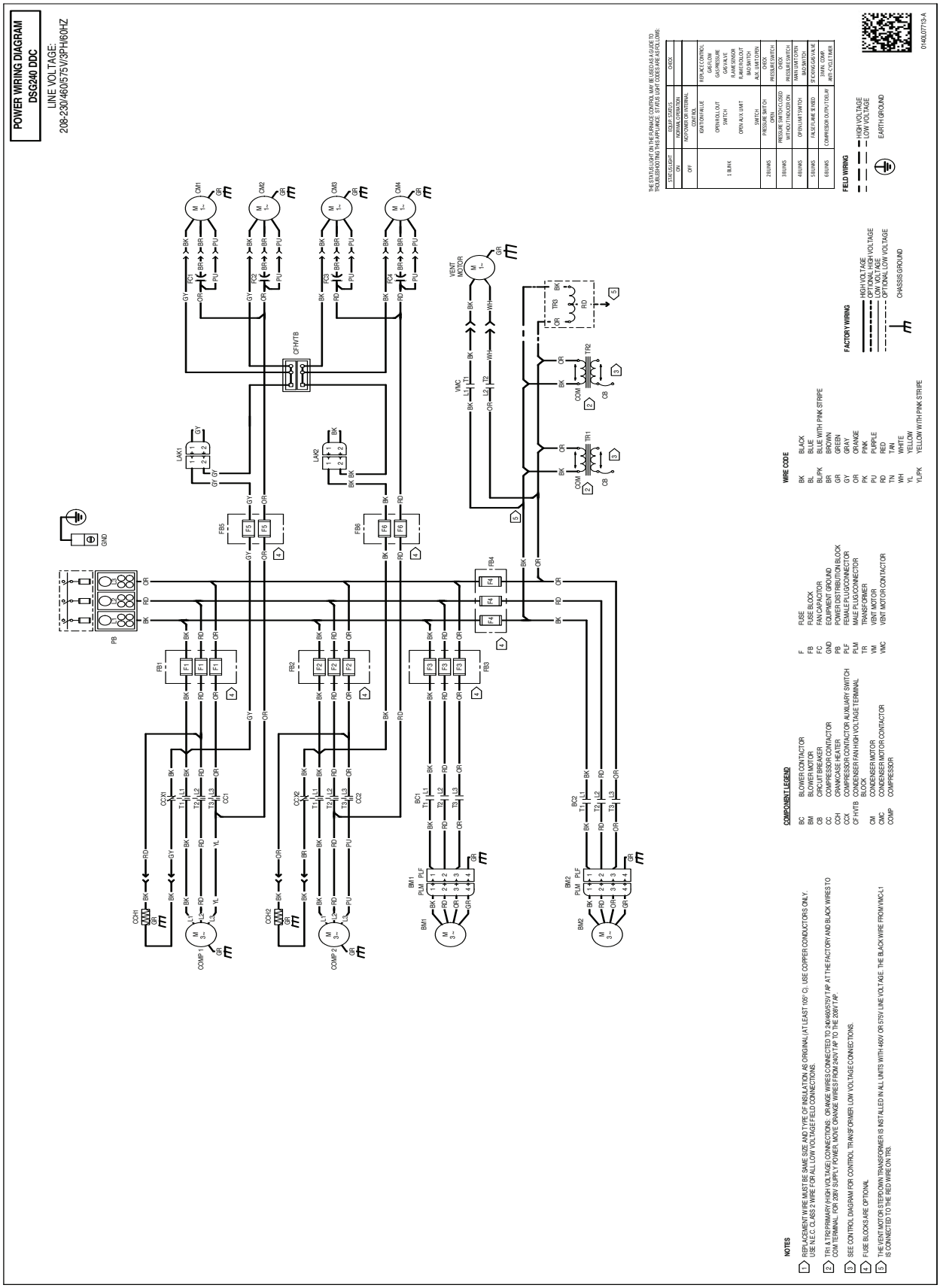

WARNING

High Voltage: Disconnect all power before servicing or installing this unit. Multiple power sources may be present. Failure to do so may cause property damage, personal injury, or death.

Wiring is subject to change. Always refer to the wiring diagram on the unit for the most up-to-date wiring.

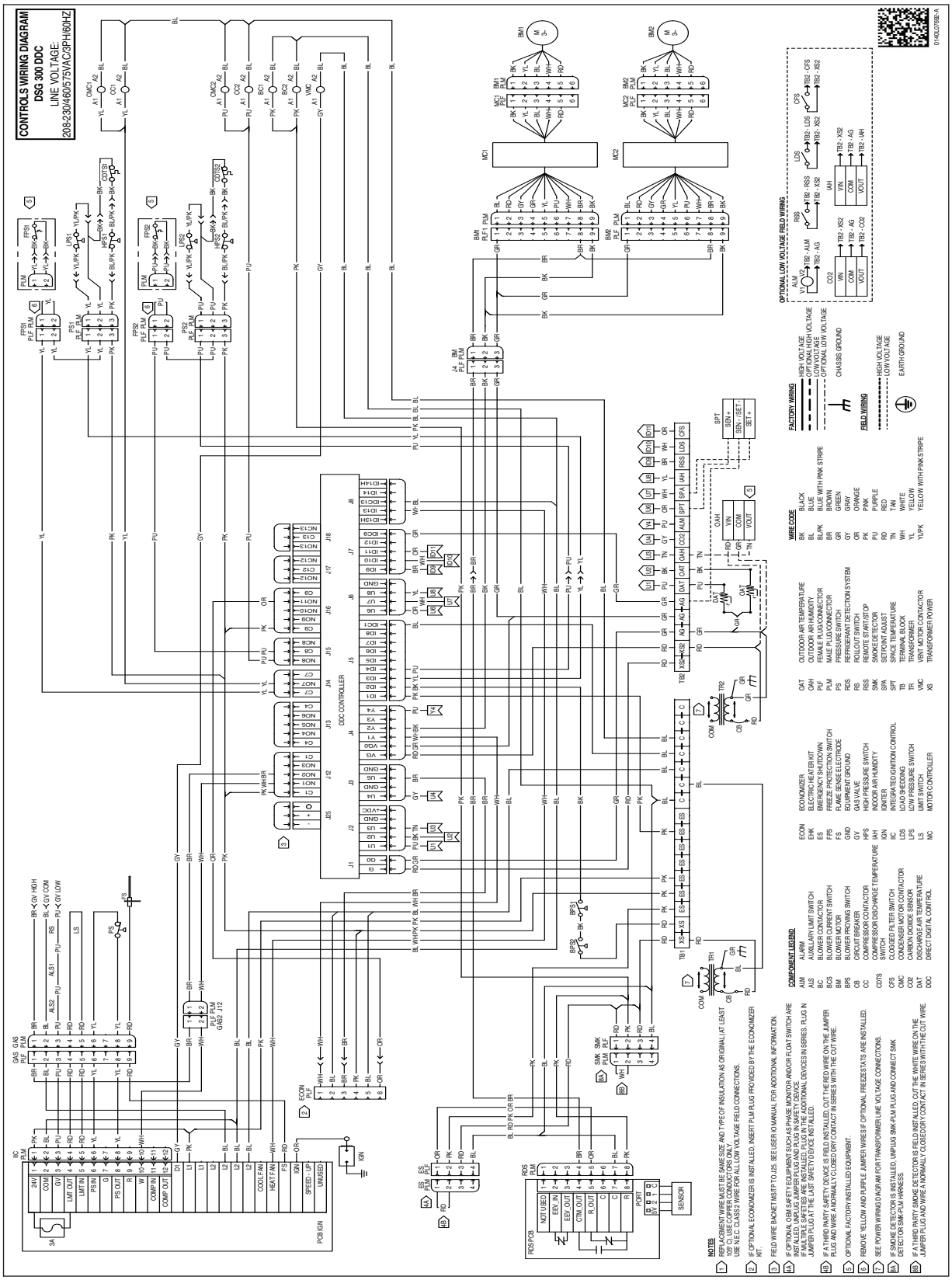

WARNING

High Voltage: Disconnect all power before servicing or installing this unit. Multiple power sources may be present. Failure to do so may cause property damage, personal injury, or death.

Wiring is subject to change. Always refer to the wiring diagram on the unit for the most up-to-date wiring.

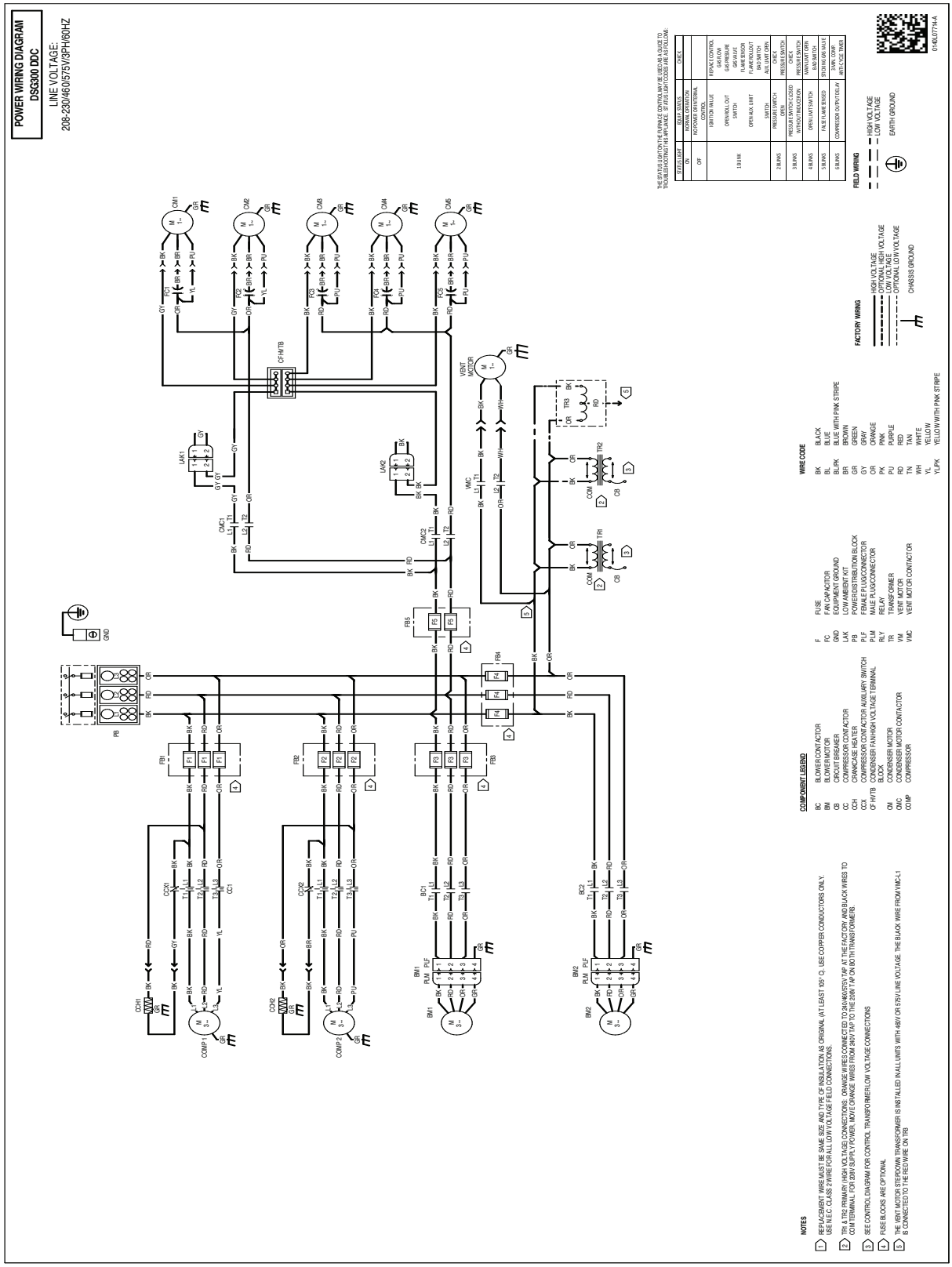

WARNING

High Voltage: Disconnect all power before servicing or installing this unit. Multiple power sources may be present. Failure to do so may cause property damage, personal injury, or death.

Wiring is subject to change. Always refer to the wiring diagram on the unit for the most up-to-date wiring.

Electrical Connections

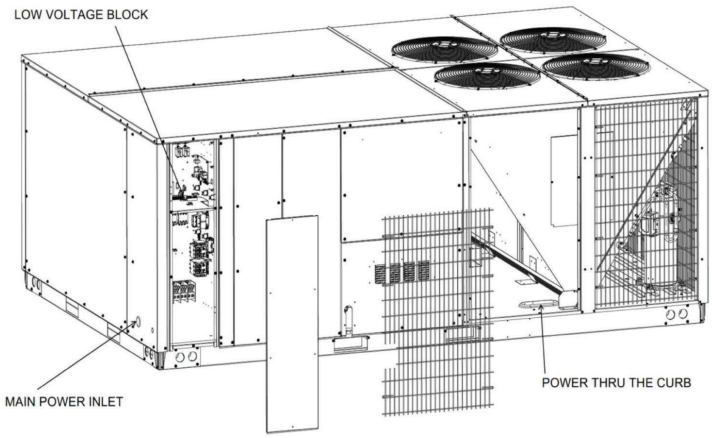

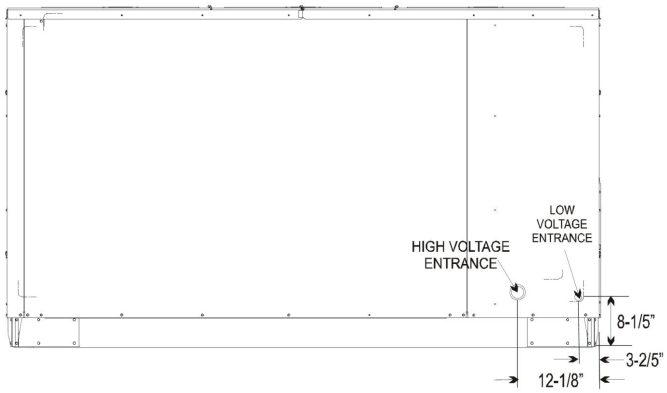

Unit Clearances

Service Clearance

Allow for recommended service clearances as shown in the image to the right. In situations that have multiple units, a 36" minimum clearance is required between the condenser coils. A clearance of 48" is recommended on all sides of the unit to allow service access and to ensure proper ventilation and condenser airflow. The top of the unit should be unobstructed. Provide a roof walkway along the sides of the unit for service and access to controls and components. Contact your Daikin sales representative for service requirements less than those recommended.

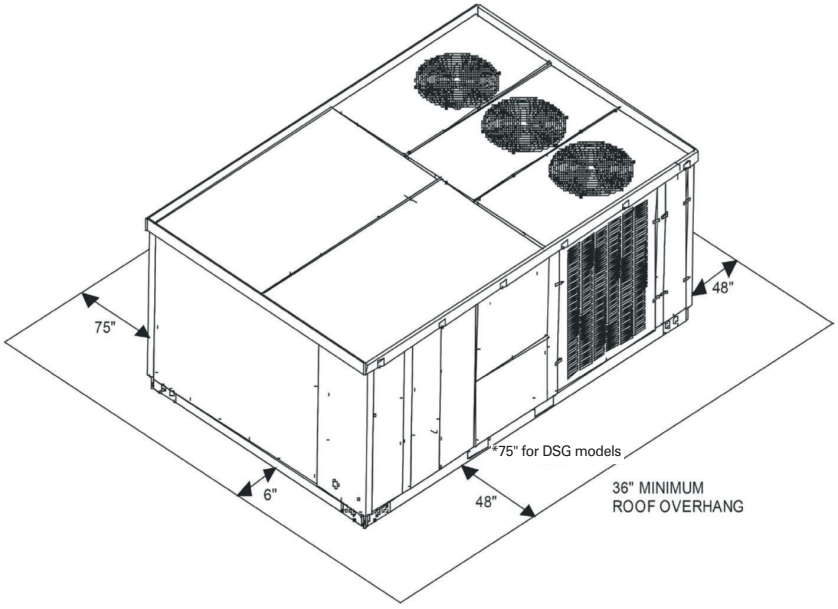

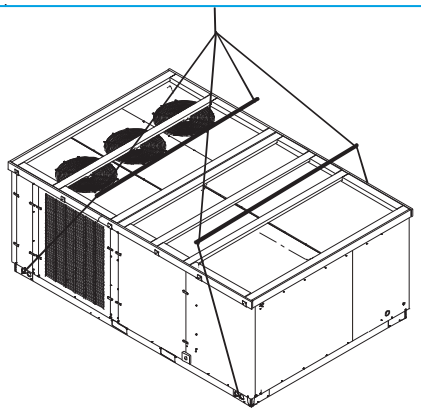

Unit Location

The structural engineer must verify that the roof has adequate support and ability to minimize deflection. Take extreme caution when using on a wooden roof structure. Unit condenser coils should be in a location that avoids any heated exhaust air. Allow sufficient space around the unit for maintenance/service clearance. Consult your Daikin sales representative if available clearances do not meet minimum recommendations.

Where code considerations, such as the NEC, require extended clearances, these take precedence.

Provisions for forks have been included in the unit base frame. No other fork locations are approved.

- » Unit must be lifted by the four lifting holes located at the base frame corners.
- » Lifting cables should be attached to the unit with shackles.
- » The distance between the crane hook and the top of the unit must not be less than 60".
- » Two spreader bars must span over the unit to prevent damage to the cabinet by the lift cables. Spreader bars must be of sufficient length so that cables do not come in contact with the unit during transport. Remove wood struts mounted beneath unit base frame before setting unit on roof curb. These struts are intended to protect unit base frame from fork lift damage. To remove the struts, extract the sheet metal retainers and pull the struts through the base of the unit. Refer to rigging label on the unit.

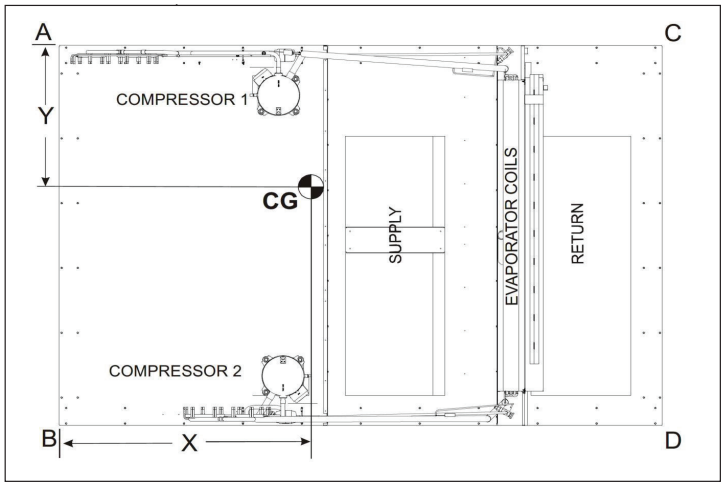

Corner & Center-of-Gravity Locations

Important: If using bottom discharge with roof curb, duct-work should be attached to the curb prior to installing the unit. Refer to the Roof Curb Installation Instructions for proper curb installation. Curbing must be installed in compliance with the National Roofing Contractors Association Manual. Lower unit carefully onto roof mounting curb. While rigging the unit, the center of gravity will cause the condenser end to be lower than the supply air end. Bring condenser end of unit into alignment with the curb. With condenser end of the unit resting on curb member and using curb as a fulcrum, lower opposite end of the unit until entire unit is seated on the curb. When a rectangular cantilever curb is used, take care to center the unit. Check for proper alignment and orientation of supply and return openings with duct.

Roof Curb Installation

The roof curb is field-assembled and must be installed level (within 1/16" per foot side to side). A sub-base must be constructed by the contractor in applications involving pitched roofs. Gaskets are furnished and must be installed between the unit and curb. For proper installation, follow NRCA guidelines. In applications requiring post and rail installation, an I-beam securely mounted on multiple posts should support the unit on each side. In addition, the insulation on the underside of the unit should be protected from the elements. Applications in geographic areas subjected to seismic or hurricane conditions must meet code requirements for fastening the unit to the curb and the curb to the building structure. For further and more detailed information please refer to our Daikin Light Commercial Packaged unit IOD.

Weights

Model	Shipping Weight (lbs)	Operating Weight (lbs)	Corner Weights (lbs)				Length	Width
			A	B	C	D	X (in)	Y(in)
DSG1803DL00001S	2037	1922	479	487	511	445	66 2/5	45 2/7
DSG1803DM00001S	2037	1922	479	487	511	445	66 2/5	45 2/7
DSG1803DH00001S	2037	1922	479	487	511	445	66 2/5	45 2/7
DSG1804DL00001S	2037	1922	479	487	511	445	66 2/5	45 2/7
DSG1804DM00001S	2037	1922	479	487	511	445	66 2/5	45 2/7
DSG1804DH00001S	2037	1922	479	487	511	445	66 2/5	45 2/7
DSG1807DL00001S	2037	1922	479	487	511	445	66 2/5	45 2/7
DSG1807DM00001S	2037	1922	479	487	511	445	66 2/5	45 2/7
DSG1807DH00001S	2037	1922	479	487	511	445	66 2/5	45 2/7
DSG2403DL00001S	2290	2175	620	608	514	533	63 5/7	46
DSG2403DM00001S	2290	2175	620	608	514	533	63 5/7	46
DSG2403DH00001S	2290	2175	620	608	514	533	63 5/7	46
DSG2404DL00001S	2290	2175	620	608	514	533	63 5/7	46
DSG2404DM00001S	2290	2175	620	608	514	533	63 5/7	46
DSG2404DH00001S	2290	2175	620	608	514	533	63 5/7	46
DSG2407DL00001S	2290	2175	620	608	514	533	63 5/7	46
DSG2407DM00001S	2290	2175	620	608	514	533	63 5/7	46
DSG2407DH00001S	2290	2175	620	608	514	533	63 5/7	46
DSG3003DL00001S	2431	2316	620	611	577	508	62 2/7	45 8/9
DSG3003DM00001S	2431	2316	620	611	577	508	62 2/7	45 8/9
DSG3003DH00001S	2431	2316	620	611	577	508	62 2/7	45 8/9
DSG3004DL00001S	2431	2316	620	611	577	508	62 2/7	45 8/9
DSG3004DM00001S	2431	2316	620	611	577	508	62 2/7	45 8/9
DSG3004DH00001S	2431	2316	620	611	577	508	62 2/7	45 8/9
DSG3007DL00001S	2431	2316	620	611	577	508	62 2/7	45 8/9
DSG3007DM00001S	2431	2316	620	611	577	508	62 2/7	45 8/9
DSG3007DH00001S	2431	2316	620	611	577	508	62 2/7	45 8/9

For details on accessories refer to document **PM-LC-ACCESSORIES**

Notes

Notes

Our continuing commitment to quality products may mean a change in specifications without notice.
©2025 DAIKIN COMFORT TECHNOLGIES MANUFACTURING, L.P. • Houston, Texas • Printed in the USA.