GSXC18/DSXC18

Cooling Capacity : 35,000 - 57,000 BTU/h

High-Efficiency Split System Air Conditioner Up to 18 SEER

Contents

Nomenclature 2
Product Specifications.....3
Expanded Cooling Data.....4
AHRI Ratings.....16
Wiring Diagram 23
Dimensions 24
Accessories.....24

ComfortNet™

Standard Features

- Two-Stage Copeland® UltraTech™ scroll compressor
- High-density foam compressor sound blanket
- ComfortNet™ Communications System compatible
- Expanded ComfortAlert™ diagnostics built in
- Set-up capable with two low-voltage wires to outdoor unit
- Two-speed, super-quiet ECM outdoor fan motor
- Diagnostic indicator lights and storage of six fault codes
- Color-coded terminal strip for non-communicating set-up
- High- and low-pressure switches
- Factory-installed filter drier
- Coil and ambient temperature sensors
- Sweat connection service valves with easy access to gauge ports
- AHRI Certified; ETL Listed

Cabinet Features

- Heavy-gauge galvanized-steel cabinet with sound control top
- Baked-on powder-paint finish with 500-hour salt-spray approval
- Wire fan discharge grille
- Steel louver coil guard
- Top and side maintenance access
- Single-panel access to controls with space provided for field-installed accessories
- When properly anchored, meets the 2010 Florida Building Code unit integrity requirements for hurricane-type winds (Anchor bracket kits available.)

LIFETIME COMPRESSOR LIMITED WARRANTY

10 YEAR UNIT REPLACEMENT LIMITED WARRANTY

10 YEAR PARTS LIMITED WARRANTY

Intertek

COMPANY WITH QUALITY SYSTEM CERTIFIED BY DNV GL = ISO 9001 =

COMPANY WITH ENVIRONMENTAL SYSTEM CERTIFIED BY DNV GL = ISO 14001 =

* Complete warranty details available from your local dealer or at www.amana-hac.com. To receive the Lifetime Compressor Limited Warranty (good for as long as you own your home), 10-Year Unit Replacement Limited Warranty and 10-Year Parts Limited Warranty, online registration must be completed within 60 days of installation. Online registration is not required in California or Québec.

Amana® is a trademark of Maytag Corporation or its related companies and used under license to Goodman Company, L.P., Houston, Texas.

Supersedes 11/16

D	S	X	C	18	036	1	AA
1	2	3	4	5,6	7,8,9	10	11,12

Brand

D Amana® Distinctions® High Feature Set

Product Category

S Split System

Unit Type

X Condenser R-410A

Z Heat Pump R-410A

Communication Feature

C ComfortNet 4-wire communications ready

Efficiency

16 16 SEER 18 18 SEER 20 20 SEER

Nominal Capacity

024 2 Tons 048 4 Tons

036 3 Tons 060 5 Tons

Electrical

1 - 208/230 V, 1 Phase, 60 Hz

Engineering *

Major/ Minor Revisions

* Not used for order or inventory control

	GSXC18 0241B	GSXC18 0361B	GSXC18 0481B	DSXC18 0601A
Cooling Capacity				
Nominal Cooling (BTU/h)	23,000	35,000	47,000	57,000
Decibels	71	71	74	74
Compressor				
RLA	10.0	14.8	18.8	27.1
LRA	62.9	84.2	122.1	152.9
Condenser Fan Motor				
Horsepower (RPM)	⅓	⅓	⅓	⅓
FLA	2.80	2.80	2.80	2.80
Refrigeration System				
Refrigerant Line Size[1]				
Liquid Line Size (“O.D.)	⅜"	⅜"	⅜"	⅜"
Suction Line Size (“O.D.)	¾"	⅞"	1⅛"	1⅛"
Refrigerant Connection Size				
Liquid Valve Size (“O.D.)	⅜"	⅜"	⅜"	⅜"
Suction Valve Size (“O.D.)	¾"	¾”	⅞"	⅞"
Valve Connection Type	Sweat	Sweat	Sweat	Sweat
Refrigerant Charge	135	133	204	259
Expansion Device	TXV	TXV	TXV	TXV
Superheat at Service Valve	7-9°F	7-9°F	7-9°F	7-9°F
Subcooling at Service Valve	5-7°F	5-7°F	5-7°F	5-7°F
Electrical Data				
Voltage-Phase-Hz	208/230-1-60	208/230-1-60	208/230-1-60	208/230-1
Minimum Circuit Ampacity [1]	15.3	21.3	26.3	36.7
Max. Overcurrent Protection [2]	25	35	45	60
Min / Max Volts	197 / 253	197 / 253	197 / 253	197 / 253
Electrical Conduit Size	½" or ¾"	½" or ¾"	½" or ¾"	½" or ¾"
Equipment Weight (lbs)	214	216	276	274
Ship Weight (lbs)	236	238	298	296

[1] Wire size should be determined in accordance with National Electrical Codes; extensive wire runs will require larger wire sizes

[2] Must use time-delay fuses or HACR-type circuit breakers of the same size as noted.

Notes

- Always check the S&R plate for electrical data on the unit being installed.
- Installer will need to supply ¾” to 1⅛” adapters for suction line connections.
- Unit is charged with refrigerant for 15’ of ⅜” liquid line. System charge must be adjusted per Installation Instructions Final Charge Procedure.
- Installation of these units that require a TXV Kit to be installed on the indoor coil.
- PLEASE NOTE: the specified TXV is determined by the outdoor unit, not the indoor coil.

Expanded Cooling Data — GSXC180241B* / CAPF3137B6**+EEP+TXV-1 Low Stage

			Outdoor Ambient Temperature																							
			65ºF				75ºF				85ºF				95ºF				105ºF				115ºF			
			Entering Indoor Wet Bulb Temperature																							
IDB	Airflow		59	63	67	71	59	63	67	71	59	63	67	71	59	63	67	71	59	63	67	71	59	63	67	71
70	690	kBh	17.4	17.6	18.1	-	17.2	17.4	18.0	-	16.8	17.0	17.5	-	16.0	16.2	16.7	-	15.0	15.3	15.8	-	14.2	14.4	14.9	-
		S/T	0.64	0.56	0.43	-	0.65	0.57	0.43	-	1.00	0.60	0.46	-	1.00	0.62	0.48	-	1.00	0.64	0.50	-	1.00	1.00	0.55	-
		ΔT	20	18	14	-	20	18	14	-	20	18	15	-	20	18	14	-	19	18	14	-	21	19	15	-
		Lo PR	129	130	134	-	137	138	141	-	143	145	148	-	149	151	154	-	155	156	160	-	162	164	167	-
		Hi PR	219	220	221	-	253	254	256	-	290	290	292	-	328	329	331	-	370	371	373	-	415	416	417	-
		Amps	2.9	2.9	2.9	-	3.3	3.3	3.3	-	3.7	3.7	3.7	-	4.2	4.2	4.2	-	4.7	4.7	4.7	-	5.4	5.4	5.4	-
		KW	0.84	0.84	0.84	-	0.93	0.93	0.93	-	1.03	1.03	1.03	-	1.14	1.14	1.14	-	1.27	1.26	1.26	-	1.41	1.41	1.41	-
	760	kBh	17.5	17.8	18.3	-	17.4	17.6	18.1	-	16.9	17.2	17.7	-	16.1	16.4	16.9	-	15.2	15.4	15.9	-	14.3	14.6	15.1	-
		S/T	0.68	0.60	0.47	-	0.69	0.61	0.47	-	1.00	0.64	0.50	-	1.00	0.66	0.52	-	1.00	0.68	0.54	-	1.00	1.00	0.59	-
		ΔT	19	17	14	-	19	17	14	-	19	17	14	-	19	17	14	-	19	17	13	-	20	18	14	-
		Lo PR	130	132	135	-	138	140	143	-	145	146	150	-	151	152	155	-	156	158	161	-	163	165	168	-
		Hi PR	220	221	223	-	255	256	257	-	291	292	293	-	330	331	332	-	372	373	374	-	416	417	419	-
		Amps	2.9	2.9	2.9	-	3.3	3.3	3.3	-	3.7	3.7	3.7	-	4.2	4.2	4.2	-	4.8	4.8	4.7	-	5.4	5.4	5.4	-
		KW	0.84	0.84	0.84	-	0.93	0.93	0.93	-	1.04	1.04	1.03	-	1.15	1.15	1.14	-	1.27	1.27	1.27	-	1.41	1.41	1.41	-
	830	kBh	17.7	18.0	18.5	-	17.6	17.8	18.4	-	17.1	17.4	17.9	-	16.4	16.6	17.1	-	15.4	15.7	16.2	-	14.5	14.8	15.3	-
		S/T	0.71	0.63	0.50	-	0.72	0.64	0.50	-	1.00	0.67	0.53	-	1.00	0.69	0.55	-	1.00	0.71	0.57	-	1.00	1.00	0.62	-
		ΔT	18	16	13	-	18	16	13	-	18	17	13	-	18	16	13	-	18	16	13	-	19	17	14	-
		Lo PR	132	133	137	-	140	141	145	-	147	148	151	-	152	154	157	-	158	160	163	-	165	167	170	-
		Hi PR	222	223	224	-	256	257	259	-	292	293	295	-	331	332	334	-	373	374	376	-	418	419	420	-
		Amps	2.9	2.9	2.9	-	3.3	3.3	3.3	-	3.8	3.8	3.8	-	4.2	4.2	4.2	-	4.8	4.8	4.8	-	5.4	5.4	5.4	-
		KW	0.85	0.85	0.84	-	0.94	0.94	0.94	-	1.04	1.04	1.04	-	1.15	1.15	1.15	-	1.27	1.27	1.27	-	1.42	1.42	1.41	-
75	690	kBh	17.4	17.6	18.1	18.9	17.2	17.5	18.0	18.8	16.8	17.0	17.5	18.3	16.0	**16.2**	16.7	17.5	15.0	15.3	15.8	16.6	14.2	14.4	14.9	15.7
		S/T	0.77	0.70	0.56	0.41	1.00	0.70	0.56	0.42	1.00	0.73	0.59	0.44	1.00	**0.75**	0.61	0.46	1.00	1.00	0.63	0.49	1.00	1.00	0.68	0.54
		ΔT	24	22	18	15	24	22	18	15	24	22	19	15	24	**22**	18	15	23	22	18	15	25	23	19	16
		Lo PR	129	130	134	139	137	138	141	147	143	145	148	154	149	**151**	154	160	155	157	160	165	162	164	167	172
		Hi PR	219	220	222	225	254	255	256	260	290	291	292	296	329	**330**	331	335	370	371	373	377	415	416	418	421
		Amps	2.9	2.9	2.9	2.9	3.3	3.3	3.3	3.3	3.7	3.7	3.7	3.8	4.2	**4.2**	4.2	4.2	4.7	4.7	4.7	4.8	5.4	5.4	5.4	5.4
		KW	0.84	0.84	0.84	0.84	0.93	0.93	0.93	0.94	1.03	1.03	1.03	1.04	1.14	**1.14**	1.14	1.15	1.26	1.26	1.26	1.27	1.41	1.41	1.41	1.41
	760	kBh	17.5	17.8	18.3	19.1	17.4	17.6	18.1	18.9	16.9	17.2	17.7	18.5	16.1	**16.4**	16.9	17.7	15.2	15.4	16.0	16.7	14.3	14.6	15.1	15.9
		S/T	0.81	0.74	0.60	0.45	1.00	0.74	0.60	0.46	1.00	0.77	0.63	0.48	1.00	**0.79**	0.65	0.50	1.00	1.00	0.67	0.53	1.00	1.00	0.72	0.58
		ΔT	23	21	18	14	23	21	18	14	23	21	18	14	23	**21**	18	14	23	21	17	14	24	22	19	15
		Lo PR	130	132	135	140	138	140	143	148	145	146	150	155	151	**152**	155	161	156	158	161	167	163	165	168	174
		Hi PR	220	221	223	227	255	256	257	261	291	292	293	297	330	**331**	332	336	372	373	374	378	416	417	419	423
		Amps	2.9	2.9	2.9	2.9	3.3	3.3	3.3	3.3	3.7	3.7	3.7	3.8	4.2	**4.2**	4.2	4.2	4.8	4.8	4.7	4.8	5.4	5.4	5.4	5.4
		KW	0.84	0.84	0.84	0.85	0.93	0.93	0.93	0.94	1.04	1.03	1.03	1.04	1.15	**1.14**	1.14	1.15	1.27	1.27	1.27	1.27	1.41	1.41	1.41	1.42
	830	kBh	17.8	18.0	18.5	19.3	17.6	17.8	18.4	19.2	17.2	17.4	17.9	18.7	16.4	**16.6**	17.1	17.9	15.4	15.7	16.2	17.0	14.6	14.8	15.3	16.1
		S/T	0.84	0.77	0.63	0.48	1.00	0.77	0.63	0.49	1.00	0.80	0.66	0.51	1.00	**0.82**	0.68	0.53	1.00	1.00	0.70	0.56	1.00	1.00	0.76	0.61
		ΔT	22	20	17	13	22	20	17	13	22	21	17	14	22	**20**	17	13	22	20	17	13	23	21	18	14
		Lo PR	132	133	137	142	140	141	145	150	147	148	151	157	152	**154**	157	163	158	160	163	168	165	167	170	175
		Hi PR	222	223	224	228	256	257	259	263	292	293	295	299	331	**332**	334	338	373	374	376	380	418	419	420	424
		Amps	2.9	2.9	2.9	2.9	3.3	3.3	3.3	3.3	3.8	3.8	3.7	3.8	4.2	**4.2**	4.2	4.3	4.8	4.8	4.8	4.8	5.4	5.4	5.4	5.4
		KW	0.85	0.85	0.84	0.85	0.94	0.94	0.94	0.94	1.04	1.04	1.04	1.04	1.15	**1.15**	1.15	1.15	1.27	1.27	1.27	1.28	1.42	1.41	1.41	1.42

IDB = Entering Indoor Dry Bulb Temperature

High and low pressures are measured at the liquid and suction service valves.

Shaded area is ACCA (TVA) conditions

kW = Total system power

Amps = outdoor unit amps (comp.+fan)

Expanded Cooling Data — GSXC180241B* / CAPF3137B6**+EEP+TXV-1 Low Stage (cont.)

			Outdoor Ambient Temperature																							
			65ºF				75ºF				85ºF				95ºF				105ºF				115ºF			
			Entering Indoor Wet Bulb Temperature																							
IDB	Airflow		59	63	67	71	59	63	67	71	59	63	67	71	59	63	67	71	59	63	67	71	59	63	67	71
80	690	kBh	17.5	17.7	18.2	19.0	17.3	17.5	18.1	18.9	16.9	17.1	17.6	18.4	16.1	16.3	16.8	17.6	15.1	15.4	15.9	16.7	14.3	14.5	15.0	15.8
		S/T	1.00	0.82	0.69	0.54	1.00	0.83	0.69	0.55	1.00	1.00	0.72	0.57	1.00	1.00	0.74	0.59	1.00	1.00	0.76	0.61	1.00	1.00	1.00	0.67
		ΔT	28	26	23	19	28	26	23	19	28	26	23	19	28	26	23	19	28	26	22	19	29	27	23	20
		Lo PR	129	131	134	140	137	139	142	148	144	146	149	154	150	151	155	160	155	157	160	166	163	164	167	173
		Hi PR	220	220	222	226	254	255	256	260	290	291	293	296	329	330	331	335	371	372	373	377	416	417	418	422
		Amps	2.9	2.9	2.9	2.9	3.3	3.3	3.3	3.3	3.7	3.7	3.7	3.8	4.2	4.2	4.2	4.2	4.7	4.7	4.7	4.8	5.4	5.4	5.4	5.4
		KW	0.84	0.84	0.84	0.84	0.93	0.93	0.93	0.94	1.03	1.03	1.03	1.04	1.14	1.14	1.14	1.15	1.27	1.26	1.26	1.27	1.41	1.41	1.41	1.41
	760	kBh	17.6	17.9	18.4	19.2	17.5	17.7	18.2	19.0	17.0	17.3	17.8	18.6	16.2	16.5	**17.0**	17.8	15.3	15.5	16.0	16.8	14.4	14.7	15.2	16.0
		S/T	1.00	0.86	0.73	0.58	1.00	0.87	0.73	0.59	1.00	1.00	0.76	0.61	1.00	1.00	**0.78**	0.63	1.00	1.00	0.80	0.65	1.00	1.00	1.00	0.71
		ΔT	27	25	22	18	27	25	22	18	27	26	22	18	27	25	**22**	18	27	25	22	18	28	26	23	19
		Lo PR	131	132	136	141	139	140	143	149	145	147	150	156	151	153	**156**	161	157	158	162	167	164	166	169	174
		Hi PR	221	222	223	227	255	256	258	262	291	292	294	298	330	331	**333**	337	372	373	375	378	417	418	419	423
		Amps	2.9	2.9	2.9	2.9	3.3	3.3	3.3	3.3	3.7	3.7	3.7	3.8	4.2	4.2	**4.2**	4.2	4.8	4.8	4.7	4.8	5.4	5.4	5.4	5.4
		KW	0.84	0.84	0.84	0.85	0.93	0.93	0.93	0.94	1.04	1.04	1.03	1.04	1.15	1.15	**1.14**	1.15	1.27	1.27	1.27	1.27	1.41	1.41	1.41	1.42
	830	kBh	17.8	18.1	18.6	19.4	17.7	17.9	18.5	19.2	17.2	17.5	18.0	18.8	16.5	16.7	17.2	18.0	15.5	15.8	16.3	17.1	14.6	14.9	15.4	16.2
		S/T	1.00	0.90	0.76	0.61	1.00	0.90	0.76	0.62	1.00	1.00	0.79	0.64	1.00	1.00	0.81	0.66	1.00	1.00	0.83	0.68	1.00	1.00	1.00	0.74
		ΔT	26	24	21	17	26	24	21	17	27	25	21	18	26	24	21	17	26	24	21	17	27	25	22	18
		Lo PR	132	134	137	143	140	142	145	151	147	149	152	157	153	154	158	163	159	160	163	169	166	167	171	176
		Hi PR	222	223	225	229	257	258	259	263	293	294	295	299	332	333	334	338	374	375	376	380	418	419	421	425
			2.9	2.9	2.9	2.9	3.3	3.3	3.3	3.3	3.8	3.8	3.8	3.8	4.2	4.2	4.2	4.3	4.8	4.8	4.8	4.8	5.4	5.4	5.4	5.4
		KW	0.85	0.85	0.84	0.85	0.94	0.94	0.94	0.94	1.04	1.04	1.04	1.04	1.15	1.15	1.15	1.15	1.27	1.27	1.27	1.28	1.42	1.42	1.41	1.42
85	690	kBh	17.7	18.0	18.5	19.3	17.6	17.8	18.4	19.1	17.1	17.4	17.9	18.7	16.4	16.6	17.1	17.9	15.4	15.7	16.2	17.0	14.5	14.8	15.3	16.1
		S/T	1.00	0.93	0.79	0.64	1.00	1.00	0.80	0.65	1.00	1.00	0.82	0.68	1.00	1.00	0.84	0.70	1.00	1.00	1.00	0.72	1.00	1.00	1.00	0.77
		ΔT	32	30	26	23	32	30	26	23	32	30	26	23	31	30	26	23	31	29	26	22	32	31	27	23
		Lo PR	131	133	136	142	139	141	144	149	146	148	151	156	152	153	157	162	157	159	162	168	165	166	169	175
		Hi PR	221	222	223	227	255	256	258	261	291	292	294	297	330	331	332	336	372	373	374	378	417	418	419	423
		Amps	2.9	2.9	2.9	2.9	3.3	3.3	3.3	3.3	3.7	3.7	3.7	3.8	4.2	4.2	4.2	4.2	4.8	4.7	4.7	4.8	5.4	5.4	5.4	5.4
		KW	0.84	0.84	0.84	0.85	0.93	0.93	0.93	0.94	1.03	1.03	1.03	1.04	1.14	1.14	1.14	1.15	1.27	1.27	1.26	1.27	1.41	1.41	1.41	1.42
	760	kBh	17.9	18.2	18.7	19.5	17.8	18.0	18.5	19.3	17.3	17.5	18.1	18.9	16.5	16.8	17.3	18.1	15.6	15.8	16.3	17.1	14.7	15.0	15.5	16.3
		S/T	1.00	0.97	0.83	0.68	1.00	1.00	0.84	0.69	1.00	1.00	0.86	0.72	1.00	1.00	0.88	0.74	1.00	1.00	1.00	0.76	1.00	1.00	1.00	0.81
		ΔT	31	29	25	22	31	29	25	22	31	29	26	22	31	29	25	22	30	29	25	22	32	30	26	23
		Lo PR	133	134	138	143	140	142	145	151	147	149	152	158	153	155	158	163	159	160	164	169	166	167	171	176
		Hi PR	222	223	224	228	256	257	259	263	292	293	295	299	331	332	334	338	373	374	376	379	418	419	420	424
		Amps	2.9	2.9	2.9	2.9	3.3	3.3	3.3	3.3	3.8	3.8	3.7	3.8	4.2	4.2	4.2	4.3	4.8	4.8	4.8	4.8	5.4	5.4	5.4	5.4
		KW	0.85	0.84	0.84	0.85	0.94	0.94	0.93	0.94	1.04	1.04	1.04	1.04	1.15	1.15	1.15	1.15	1.27	1.27	1.27	1.28	1.41	1.41	1.41	1.42
	830	kBh	18.1	18.4	18.9	19.7	18.0	18.2	18.7	19.5	17.5	17.8	18.3	19.1	16.8	17.0	17.5	18.3	15.8	16.0	16.6	17.4	14.9	15.2	15.7	16.5
		S/T	1.00	1.00	0.86	0.71	1.00	1.00	0.87	0.72	1.00	1.00	0.89	0.75	1.00	1.00	1.00	0.77	1.00	1.00	1.00	0.79	1.00	1.00	1.00	0.84
		ΔT	30	28	25	21	30	28	25	21	30	28	25	21	30	28	25	21	30	28	24	21	31	29	26	22
		Lo PR	134	136	139	145	142	144	147	153	149	151	154	159	155	156	160	165	160	162	165	171	168	169	172	178
		Hi PR	223	224	226	230	258	259	260	264	294	295	296	300	333	334	335	339	375	376	377	381	419	420	422	426
		Amps	2.9	2.9	2.9	3.0	3.3	3.3	3.3	3.3	3.8	3.8	3.8	3.8	4.2	4.2	4.2	4.3	4.8	4.8	4.8	4.8	5.4	5.4	5.4	5.4
		KW	0.85	0.85	0.85	0.85	0.94	0.94	0.94	0.94	1.04	1.04	1.04	1.05	1.15	1.15	1.15	1.16	1.27	1.27	1.27	1.28	1.42	1.42	1.42	1.42

IDB = Entering Indoor Dry Bulb Temperature

Shaded area is AHRI (TVA) conditions

kW = Total system power

High and low pressures are measured at the liquid and suction service valves.

Amps = outdoor unit amps (comp.+fan)

Expanded Cooling Data — GSXC180241B* / CAPF3137B6**+EEP+TXV-1 High Stage

			Outdoor Ambient Temperature																							
			65ºF				75ºF				85ºF				95ºF				105ºF				115ºF			
			Entering Indoor Wet Bulb Temperature																							
IDB	Airflow		59	63	67	71	59	63	67	71	59	63	67	71	59	63	67	71	59	63	67	71	59	63	67	71
70	690	kBh	24.1	24.5	25.2	-	23.9	24.3	25.0	-	23.3	23.6	24.3	-	22.2	22.5	23.3	-	20.9	21.2	21.9	-	19.7	20.0	20.7	-
		S/T	0.62	0.55	0.41	-	0.63	0.55	0.42	-	0.65	0.58	0.44	-	1.00	0.60	0.46	-	1.00	0.62	0.48	-	1.00	0.67	0.54	-
		ΔT	20	19	15	-	20	19	15	-	21	19	15	-	20	18	15	-	20	18	15	-	21	19	16	-
		Lo PR	125	127	130	-	133	134	138	-	139	141	144	-	145	147	150	-	151	152	155	-	158	159	162	-
		Hi PR	229	230	232	-	265	266	268	-	303	304	305	-	343	344	346	-	387	388	390	-	434	435	437	-
		Amps	4.6	4.6	4.6	-	5.2	5.2	5.2	-	5.9	5.9	5.9	-	6.7	6.7	6.7	-	7.5	7.5	7.5	-	8.5	8.5	8.5	-
		KW	1.34	1.33	1.33	-	1.48	1.48	1.48	-	1.64	1.64	1.64	-	1.82	1.82	1.81	-	2.01	2.01	2.01	-	2.24	2.24	2.24	-
	760	kBh	24.4	24.7	25.4	-	24.2	24.5	25.2	-	23.5	23.9	24.6	-	22.4	22.8	23.5	-	21.1	21.5	22.2	-	19.9	20.3	21.0	-
		S/T	0.66	0.59	0.45	-	0.67	0.59	0.46	-	0.70	0.62	0.48	-	1.00	0.64	0.50	-	1.00	0.66	0.53	-	1.00	0.71	0.58	-
		ΔT	20	18	14	-	20	18	14	-	20	18	14	-	20	18	14	-	19	17	14	w	21	19	15	-
		Lo PR	127	128	131	-	134	136	139	-	141	142	146	-	146	148	151	-	152	154	157	-	159	160	164	-
		Hi PR	230	231	233	-	266	267	269	-	304	305	307	-	345	346	347	-	389	390	391	-	435	436	438	-
		Amps	4.6	4.6	4.6	-	5.3	5.3	5.2	-	6.0	6.0	5.9	-	6.7	6.7	6.7	-	7.6	7.6	7.5	-	8.6	8.6	8.5	-
		KW	1.34	1.34	1.34	-	1.49	1.48	1.48	-	1.65	1.65	1.64	-	1.82	1.82	1.82	-	2.02	2.02	2.01	-	2.25	2.24	2.24	-
	830	kBh	24.6	25.0	25.7	-	24.4	24.8	25.5	-	23.8	24.1	24.9	-	22.7	23.1	23.8	-	21.4	21.7	22.5	-	20.2	20.5	21.2	-
		S/T	0.69	0.62	0.48	-	0.70	0.62	0.49	-	0.72	0.65	0.51	-	1.00	0.67	0.53	-	1.00	0.69	0.55	-	1.00	0.74	0.60	-
		ΔT	19	17	13	-	19	17	13	-	19	17	14	-	19	17	13	-	19	17	13	-	20	18	14	-
		Lo PR	128	130	133	-	136	137	140	-	142	144	147	-	148	149	153	-	153	155	158	-	160	162	165	-
		Hi PR	232	233	234	-	268	269	270	-	306	307	308	-	346	347	349	-	390	391	393	-	437	438	439	-
		Amps	4.6	4.6	4.6	-	5.3	5.3	5.3	-	6.0	6.0	6.0	-	6.7	6.7	6.7	-	7.6	7.6	7.6	-	8.6	8.6	8.6	-
		KW	1.35	1.34	1.34	-	1.49	1.49	1.49	-	1.65	1.65	1.65	-	1.83	1.83	1.82	-	2.02	2.02	2.02	-	2.25	2.25	2.25	-
75	690	kBh	24.1	24.5	25.2	26.3	23.9	24.3	25.0	26.1	23.3	23.6	24.4	25.5	22.2	**22.6**	23.3	24.4	20.9	21.2	22.0	23.1	19.7	20.0	20.8	21.8
		S/T	0.75	0.68	0.54	0.40	0.76	0.68	0.55	0.40	1.00	0.71	0.57	0.43	1.00	**0.73**	0.59	0.45	1.00	0.75	0.61	0.47	1.00	1.00	0.66	0.52
		ΔT	25	23	19	15	25	23	19	15	25	23	19	16	25	**23**	19	15	24	22	19	15	26	24	20	16
		Lo PR	125	127	130	135	133	134	138	143	139	141	144	150	145	**147**	150	155	151	152	155	161	158	159	162	168
		Hi PR	229	230	232	236	265	266	268	272	303	304	306	310	344	**345**	346	350	387	388	390	394	434	435	437	441
		Amps	4.6	4.6	4.6	4.6	5.2	5.2	5.2	5.3	5.9	5.9	5.9	6.0	6.7	**6.7**	6.7	6.7	7.5	7.5	7.5	7.6	8.5	8.5	8.5	8.6
		KW	1.33	1.33	1.33	1.34	1.48	1.48	1.48	1.49	1.64	1.64	1.64	1.65	1.82	**1.81**	1.81	1.82	2.01	2.01	2.01	2.02	2.24	2.24	2.24	2.25
	760	kBh	24.4	24.7	25.4	26.5	24.2	24.5	25.2	26.3	23.5	23.9	24.6	25.7	22.5	**22.8**	23.5	24.6	21.1	21.5	22.2	23.3	19.9	20.3	21.0	22.1
		S/T	0.79	0.72	0.58	0.44	1.00	0.72	0.59	0.45	1.00	0.75	0.61	0.47	1.00	**0.77**	0.63	0.49	1.00	0.79	0.65	0.51	1.00	1.00	0.71	0.56
		ΔT	24	22	18	15	24	22	18	15	24	22	19	15	24	**22**	18	15	24	22	18	14	25	23	19	16
		Lo PR	127	128	131	137	134	136	139	144	141	142	146	151	146	**148**	151	157	152	154	157	162	159	160	164	169
		Hi PR	231	232	233	237	267	268	269	273	304	305	307	311	345	**346**	348	352	389	390	391	395	436	437	438	442
		Amps	4.6	4.6	4.6	4.7	5.3	5.2	5.2	5.3	6.0	5.9	5.9	6.0	6.7	**6.7**	6.7	6.7	7.6	7.6	7.5	7.6	8.6	8.6	8.5	8.6
		KW	1.34	1.34	1.34	1.35	1.48	1.48	1.48	1.49	1.65	1.65	1.64	1.65	1.82	**1.82**	1.82	1.83	2.02	2.01	2.01	2.02	2.25	2.24	2.24	2.25
	830	kBh	24.7	25.0	25.7	26.8	24.4	24.8	25.5	26.6	23.8	24.2	24.9	26.0	22.7	**23.1**	23.8	24.9	21.4	21.7	22.5	23.6	20.2	20.5	21.3	22.4
		S/T	0.82	0.74	0.61	0.47	1.00	0.75	0.62	0.47	1.00	0.78	0.64	0.50	1.00	**0.79**	0.66	0.52	1.00	1.00	0.68	0.54	1.00	1.00	0.73	0.59
		ΔT	23	21	18	14	23	21	18	14	23	21	18	14	23	**21**	18	14	23	21	17	14	24	22	19	15
		Lo PR	128	130	133	138	136	137	140	146	142	144	147	152	148	**149**	153	158	153	155	158	164	160	162	165	170
		Hi PR	232	233	235	239	268	269	271	275	306	307	308	312	346	**347**	349	353	390	391	393	397	437	438	440	444
		Amps	4.6	4.6	4.6	4.7	5.3	5.3	5.3	5.3	6.0	6.0	6.0	6.0	6.7	**6.7**	6.7	6.8	7.6	7.6	7.6	7.6	8.6	8.6	8.6	8.6
		KW	1.34	1.34	1.34	1.35	1.49	1.49	1.49	1.50	1.65	1.65	1.65	1.66	1.83	**1.82**	1.82	1.83	2.02	2.02	2.02	2.03	2.25	2.25	2.25	2.26

IDB = Entering Indoor Dry Bulb Temperature

Shaded area is ACCA (TVA) conditions

kW = Total system power

High and low pressures are measured at the liquid and suction service valves.

Amps = outdoor unit amps (comp.+fan)

Expanded Cooling Data — GSXC180241B*/ CAPF3137B6**+EEP+TXV-1 High Stage (cont.)

			Outdoor Ambient Temperature																							
			65ºF				75ºF				85ºF				95ºF				105ºF				115ºF			
			Entering Indoor Wet Bulb Temperature																							
IDB	Airflow		59	63	67	71	59	63	67	71	59	63	67	71	59	63	67	71	59	63	67	71	59	63	67	71
80	690	kBh	24.3	24.6	25.3	26.4	24.1	24.4	25.1	26.2	23.4	23.8	24.5	25.6	22.3	22.7	23.4	24.5	21.0	21.4	22.1	23.2	19.8	20.2	20.9	22.0
		S/T	1.00	0.80	0.67	0.52	1.00	0.81	0.67	0.53	1.00	0.83	0.70	0.55	1.00	1.00	0.72	0.57	1.00	1.00	0.74	0.60	1.00	1.00	0.79	0.65
		ΔT	29	27	23	20	29	27	23	20	29	27	24	20	29	27	23	20	29	27	23	19	30	28	24	21
		Lo PR	126	127	131	136	133	135	138	143	140	142	145	150	146	147	150	156	151	153	156	161	158	160	163	168
		Hi PR	230	231	232	236	266	267	268	272	303	304	306	310	344	345	347	351	388	389	390	394	435	436	437	441
		Amps	4.6	4.6	4.6	4.6	5.2	5.2	5.2	5.3	5.9	5.9	5.9	6.0	6.7	6.7	6.7	6.7	7.5	7.5	7.5	7.6	8.5	8.5	8.5	8.6
		KW	1.34	1.33	1.33	1.34	1.48	1.48	1.48	1.49	1.64	1.64	1.64	1.65	1.82	1.82	1.81	1.82	2.01	2.01	2.01	2.02	2.24	2.24	2.24	2.25
	760	kBh	24.5	24.8	25.6	26.7	24.3	24.6	25.3	26.4	23.7	24.0	24.7	25.8	22.6	22.9	**23.6**	24.7	21.3	21.6	22.3	23.4	20.1	20.4	21.1	22.2
		S/T	1.00	0.84	0.71	0.56	1.00	0.85	0.71	0.57	1.00	0.87	0.74	0.60	1.00	1.00	**0.76**	0.61	1.00	1.00	0.78	0.64	1.00	1.00	0.83	0.69
		ΔT	28	26	23	19	28	26	23	19	28	26	23	19	28	26	**23**	19	28	26	22	19	29	27	23	20
		Lo PR	127	129	132	137	135	136	139	145	141	143	146	151	147	149	**152**	157	153	154	157	163	159	161	164	169
		Hi PR	231	232	234	238	267	268	270	274	305	306	307	311	345	346	**348**	352	389	390	392	396	436	437	439	443
		Amps	4.6	4.6	4.6	4.7	5.3	5.2	5.2	5.3	6.0	6.0	5.9	6.0	6.7	6.7	**6.7**	6.7	7.6	7.6	7.5	7.6	8.6	8.6	8.5	8.6
		KW	1.34	1.34	1.34	1.35	1.49	1.48	1.48	1.49	1.65	1.65	1.64	1.65	1.82	1.82	**1.82**	1.83	2.02	2.02	2.01	2.02	2.25	2.24	2.24	2.25
	830	kBh	24.8	25.1	25.8	26.9	24.6	24.9	25.6	26.7	23.9	24.3	25.0	26.1	22.9	23.2	23.9	25.0	21.5	21.9	22.6	23.7	20.3	20.7	21.4	22.5
		S/T	1.00	0.87	0.73	0.59	1.00	0.88	0.74	0.60	1.00	0.90	0.77	0.62	1.00	1.00	0.78	0.64	1.00	1.00	0.81	0.66	1.00	1.00	0.86	0.72
		ΔT	27	25	22	18	27	25	22	18	28	26	22	18	27	25	22	18	27	25	22	18	28	26	23	19
		Lo PR	129	130	133	139	136	138	141	146	143	144	148	153	149	150	153	159	154	156	159	164	161	162	166	171
		Hi PR	232	233	235	239	268	269	271	275	306	307	309	313	347	348	349	353	391	392	393	397	437	438	440	444
		Amps	4.6	4.6	4.6	4.7	5.3	5.3	5.3	5.3	6.0	6.0	6.0	6.0	6.7	6.7	6.7	6.8	7.6	7.6	7.6	7.6	8.6	8.6	8.6	8.6
		KW	1.35	1.34	1.34	1.35	1.49	1.49	1.49	1.50	1.65	1.65	1.65	1.66	1.83	1.83	1.82	1.83	2.02	2.02	2.02	2.03	2.25	2.25	2.25	2.26
85	690	kBh	24.7	25.0	25.7	26.8	24.5	24.8	25.5	26.6	23.8	24.2	24.9	26.0	22.7	23.1	23.8	24.9	21.4	21.8	22.5	23.6	20.2	20.6	21.3	22.4
		S/T	1.00	0.90	0.77	0.62	1.00	1.00	0.77	0.63	1.00	1.00	0.80	0.66	1.00	1.00	0.82	0.67	1.00	1.00	0.84	0.70	1.00	1.00	1.00	0.75
		ΔT	33	31	27	24	33	31	27	23	33	31	27	24	33	31	27	23	32	30	27	23	34	32	28	24
		Lo PR	128	129	132	138	135	137	140	145	142	143	147	152	148	149	152	158	153	155	158	163	160	162	165	170
		Hi PR	231	232	233	237	267	268	269	273	304	305	307	311	345	346	348	352	389	390	392	396	436	437	438	442
		Amps	4.6	4.6	4.6	4.6	5.2	5.2	5.2	5.3	5.9	5.9	5.9	6.0	6.7	6.7	6.7	6.7	7.6	7.5	7.5	7.6	8.5	8.5	8.5	8.6
		KW	1.34	1.34	1.33	1.35	1.48	1.48	1.48	1.49	1.64	1.64	1.64	1.65	1.82	1.82	1.82	1.83	2.01	2.01	2.01	2.02	2.24	2.24	2.24	2.25
	760	kBh	24.9	25.3	26.0	27.1	24.7	25.0	25.8	26.9	24.1	24.4	25.1	26.2	23.0	23.3	24.0	25.1	21.7	22.0	22.7	23.8	20.5	20.8	21.5	22.6
		S/T	1.00	0.94	0.81	0.67	1.00	1.00	0.81	0.67	1.00	1.00	0.84	0.70	1.00	1.00	0.86	0.72	1.00	1.00	1.00	0.74	1.00	1.00	1.00	0.79
		ΔT	32	30	26	23	32	30	26	23	32	30	27	23	32	30	26	23	32	30	26	22	33	31	27	24
		Lo PR	129	131	134	139	137	138	141	147	143	145	148	153	149	150	154	159	154	156	159	164	161	163	166	171
		Hi PR	232	233	235	239	268	269	271	275	306	307	308	312	347	348	349	353	390	391	393	397	437	438	440	444
		Amps	4.6	4.6	4.6	4.7	5.3	5.3	5.3	5.3	6.0	6.0	6.0	6.0	6.7	6.7	6.7	6.8	7.6	7.6	7.6	7.6	8.6	8.6	8.6	8.6
		KW	1.34	1.34	1.34	1.35	1.49	1.49	1.48	1.50	1.65	1.65	1.65	1.66	1.82	1.82	1.82	1.83	2.02	2.02	2.02	2.03	2.25	2.25	2.24	2.26
	830	kBh	25.2	25.5	26.2	27.3	25.0	25.3	26.0	27.1	24.3	24.7	25.4	26.5	23.3	23.6	24.3	25.4	21.9	22.3	23.0	24.1	20.7	21.1	21.8	22.9
		S/T	1.00	0.97	0.83	0.69	1.00	1.00	0.84	0.70	1.00	1.00	0.87	0.72	1.00	1.00	0.89	0.74	1.00	1.00	1.00	0.76	1.00	1.00	1.00	0.82
		ΔT	31	29	26	22	31	29	26	22	31	29	26	22	31	29	26	22	31	29	25	22	32	30	27	23
		Lo PR	131	132	135	141	138	140	143	148	145	146	149	155	150	152	155	160	156	157	161	166	163	164	168	173
		Hi PR	233	234	236	240	269	270	272	276	307	308	310	314	348	349	351	354	392	393	394	398	439	440	441	445
		Amps	4.7	4.7	4.6	4.7	5.3	5.3	5.3	5.3	6.0	6.0	6.0	6.0	6.7	6.7	6.7	6.8	7.6	7.6	7.6	7.6	8.6	8.6	8.6	8.6
		KW	1.35	1.35	1.34	1.36	1.49	1.49	1.49	1.50	1.65	1.65	1.65	1.66	1.83	1.83	1.83	1.84	2.02	2.02	2.02	2.03	2.25	2.25	2.25	2.26

IDB = Entering Indoor Dry Bulb Temperature

Shaded area is AHRI (TVA) conditions

kW = Total system power

High and low pressures are measured at the liquid and suction service valves.

Amps = outdoor unit amps (comp.+fan)

			Outdoor Ambient Temperature																							
			65ºF				75ºF				85ºF				95ºF				105ºF				115ºF			
			Entering Indoor Wet Bulb Temperature																							
IDB	Airflow		59	63	67	71	59	63	67	71	59	63	67	71	59	63	67	71	59	63	67	71	59	63	67	71
70	950	kBh	25.6	25.9	26.7	-	25.3	25.7	26.4	-	24.7	25.0	25.8	-	23.5	23.9	24.6	-	22.1	22.5	23.2	-	20.8	21.2	22.0	-
		S/T	0.63	0.55	0.42	-	0.63	0.56	0.42	-	0.66	0.58	0.45	-	1.00	0.60	0.47	-	1.00	0.63	0.49	-	1.00	0.68	0.54	-
		ΔT	20	18	15	-	20	18	15	-	21	19	15	-	20	18	15	-	20	18	14	-	21	19	16	-
		Lo PR	127	128	131	-	134	136	139	-	141	143	146	-	147	148	151	-	152	154	157	-	159	161	164	-
		Hi PR	232	233	235	-	269	270	272	-	307	308	310	-	349	350	351	-	393	394	396	-	441	442	443	-
		Amps	4.2	4.2	4.2	-	4.8	4.8	4.8	-	5.5	5.5	5.5	-	6.3	6.3	6.2	-	7.1	7.1	7.1	-	8.1	8.1	8.0	-
		KW	1.21	1.21	1.21	-	1.36	1.35	1.35	-	1.51	1.51	1.51	-	1.68	1.68	1.68	-	1.87	1.87	1.87	-	2.10	2.10	2.09	-
	1050	kBh	25.8	26.2	26.9	-	25.6	25.9	26.7	-	24.9	25.3	26.0	-	23.8	24.1	24.9	-	22.4	22.7	23.5	-	21.1	21.4	22.2	-
		S/T	0.67	0.59	0.46	-	0.67	0.60	0.46	-	0.70	0.62	0.49	-	1.00	0.64	0.51	-	1.00	0.67	0.53	-	1.00	0.72	0.58	-
		ΔT	20	18	14	-	19	18	14	-	20	18	14	-	19	18	14	-	19	17	14	-	20	18	15	-
		Lo PR	128	130	133	-	136	137	140	-	142	144	147	-	148	150	153	-	154	155	158	-	161	162	165	-
		Hi PR	234	235	236	-	270	271	273	-	309	310	311	-	350	351	353	-	394	395	397	-	442	443	445	-
		Amps	4.2	4.2	4.2	-	4.9	4.9	4.8	-	5.5	5.5	5.5	-	6.3	6.3	6.3	-	7.1	7.1	7.1	-	8.1	8.1	8.1	-
		KW	1.22	1.22	1.22	-	1.36	1.36	1.36	-	1.52	1.52	1.51	-	1.69	1.69	1.68	-	1.88	1.88	1.88	-	2.10	2.10	2.10	-
	1150	kBh	26.1	26.4	27.2	-	25.8	26.2	27.0	-	25.2	25.5	26.3	-	24.0	24.4	25.2	-	22.6	23.0	23.8	-	21.4	21.7	22.5	-
		S/T	0.69	0.62	0.48	-	0.70	0.62	0.49	-	1.00	0.65	0.51	-	1.00	0.67	0.53	-	1.00	0.69	0.56	-	1.00	1.00	0.61	-
		ΔT	19	17	13	-	19	17	13	-	19	17	14	-	19	17	13	-	18	17	13	-	20	18	14	-
		Lo PR	129	131	134	-	137	139	142	-	144	145	149	-	149	151	154	-	155	157	160	-	162	164	167	-
		Hi PR	235	236	238	-	272	273	274	-	310	311	313	-	351	352	354	-	396	397	398	-	443	444	446	-
		Amps	4.3	4.3	4.2	-	4.9	4.9	4.9	-	5.6	5.6	5.5	-	6.3	6.3	6.3	-	7.1	7.1	7.1	-	8.1	8.1	8.1	-
		KW	1.22	1.22	1.22	-	1.36	1.36	1.36	-	1.52	1.52	1.52	-	1.69	1.69	1.69	-	1.88	1.88	1.88	-	2.11	2.11	2.10	-
75	950	kBh	25.6	25.9	26.7	27.9	25.3	25.7	26.5	27.6	24.7	25.0	25.8	27.0	23.5	**23.9**	24.7	25.8	22.1	22.5	23.3	24.4	20.9	21.2	22.0	23.1
		S/T	0.76	0.68	0.55	0.40	1.00	0.69	0.55	0.41	1.00	0.71	0.58	0.43	1.00	**0.73**	0.60	0.45	1.00	0.76	0.62	0.48	1.00	1.00	0.67	0.53
		ΔT	24	23	19	15	24	23	19	15	25	23	19	16	24	**23**	19	15	24	22	19	15	25	23	20	16
		Lo PR	127	128	131	137	134	136	139	144	141	143	146	151	147	**148**	152	157	152	154	157	162	159	161	164	169
		Hi PR	233	234	235	239	269	270	272	276	308	309	310	314	349	**350**	351	355	393	394	396	400	441	442	443	447
		Amps	4.2	4.2	4.2	4.3	4.8	4.8	4.8	4.9	5.5	5.5	5.5	5.5	6.3	**6.3**	6.2	6.3	7.1	7.1	7.1	7.1	8.1	8.1	8.0	8.1
		KW	1.21	1.21	1.21	1.22	1.35	1.35	1.35	1.36	1.51	1.51	1.51	1.52	1.68	**1.68**	1.68	1.69	1.87	1.87	1.87	1.88	2.10	2.10	2.09	2.10
	1050	kBh	25.8	26.2	26.9	28.1	25.6	25.9	26.7	27.9	24.9	25.3	26.0	27.2	23.8	**24.1**	24.9	26.1	22.4	22.7	23.5	24.7	21.1	21.5	22.2	23.4
		S/T	0.80	0.72	0.59	0.44	1.00	0.73	0.59	0.45	1.00	0.75	0.62	0.47	1.00	**0.77**	0.64	0.49	1.00	1.00	0.66	0.52	1.00	1.00	0.71	0.57
		ΔT	24	22	18	15	24	22	18	14	24	22	18	15	24	**22**	18	14	23	21	18	14	25	23	19	15
		Lo PR	128	130	133	138	136	137	140	146	142	144	147	153	148	**150**	153	158	154	155	158	164	161	162	165	171
		Hi PR	234	235	237	241	271	272	273	277	309	310	312	316	350	**351**	353	357	395	396	397	401	442	443	445	449
		Amps	4.2	4.2	4.2	4.3	4.9	4.8	4.8	4.9	5.5	5.5	5.5	5.6	6.3	**6.3**	6.3	6.3	7.1	7.1	7.1	7.1	8.1	8.1	8.1	8.1
		KW	1.22	1.22	1.21	1.23	1.36	1.36	1.36	1.37	1.52	1.52	1.51	1.52	1.69	**1.69**	1.68	1.69	1.88	1.88	1.87	1.89	2.10	2.10	2.10	2.11
	1150	kBh	26.1	26.4	27.2	28.4	25.9	26.2	27.0	28.1	25.2	25.6	26.3	27.5	24.1	**24.4**	25.2	26.3	22.7	23.0	23.8	24.9	21.4	21.7	22.5	23.7
		S/T	0.82	0.75	0.61	0.47	1.00	0.75	0.62	0.47	1.00	0.78	0.64	0.50	1.00	**0.80**	0.66	0.52	1.00	1.00	0.69	0.54	1.00	1.00	0.74	0.59
		ΔT	23	21	18	14	23	21	17	14	23	21	18	14	23	**21**	17	14	23	21	17	14	24	22	18	15
		Lo PR	129	131	134	140	137	139	142	147	144	145	149	154	149	**151**	154	160	155	157	160	165	162	164	167	172
		Hi PR	235	236	238	242	272	273	275	279	310	311	313	317	352	**353**	354	358	396	397	399	403	444	445	446	450
		Amps	4.3	4.3	4.2	4.3	4.9	4.9	4.9	4.9	5.6	5.6	5.5	5.6	6.3	**6.3**	6.3	6.3	7.1	7.1	7.1	7.2	8.1	8.1	8.1	8.1
		KW	1.22	1.22	1.22	1.23	1.36	1.36	1.36	1.37	1.52	1.52	1.52	1.53	1.69	**1.69**	1.69	1.70	1.88	1.88	1.88	1.89	2.11	2.10	2.10	2.11

IDB = Entering Indoor Dry Bulb Temperature

High and low pressures are measured at the liquid and suction service valves.

Shaded area is ACCA (TVA) conditions

kW = Total system power

Amps = outdoor unit amps (comp.+fan)

			Outdoor Ambient Temperature																							
			65ºF				75ºF				85ºF				95ºF				105ºF				115ºF			
			Entering Indoor Wet Bulb Temperature																							
IDB	Airflow		59	63	67	71	59	63	67	71	59	63	67	71	59	63	67	71	59	63	67	71	59	63	67	71
80	950	kBh	25.7	26.1	26.8	28.0	25.5	25.8	26.6	27.8	24.8	25.2	25.9	27.1	23.7	24.0	24.8	25.9	22.3	22.6	23.4	24.5	21.0	21.3	22.1	23.3
		S/T	1.00	0.81	0.67	0.53	1.00	0.81	0.68	0.53	1.00	0.84	0.70	0.56	1.00	1.00	0.72	0.58	1.00	1.00	0.74	0.60	1.00	1.00	0.80	0.65
		ΔT	29	27	23	20	29	27	23	19	29	27	23	20	29	27	23	19	28	26	23	19	30	28	24	20
		Lo PR	127	129	132	137	135	136	140	145	142	143	146	152	147	149	152	157	153	154	158	163	160	161	165	170
		Hi PR	233	234	236	240	270	271	272	276	308	309	311	315	349	350	352	356	394	395	396	400	441	442	444	448
		Amps	4.2	4.2	4.2	4.3	4.8	4.8	4.8	4.9	5.5	5.5	5.5	5.6	6.3	6.3	6.2	6.3	7.1	7.1	7.1	7.1	8.1	8.1	8.0	8.1
		KW	1.21	1.21	1.21	1.22	1.35	1.35	1.35	1.36	1.51	1.51	1.51	1.52	1.68	1.68	1.68	1.69	1.87	1.87	1.87	1.88	2.10	2.10	2.09	2.10
	1050	kBh	25.9	26.3	27.1	28.2	25.7	26.1	26.8	28.0	25.1	25.4	26.2	27.3	23.9	24.3	**25.0**	26.2	22.5	22.9	23.6	24.8	21.2	21.6	22.4	23.5
		S/T	1.00	0.85	0.71	0.57	1.00	0.85	0.72	0.57	1.00	0.88	0.74	0.60	1.00	1.00	**0.76**	0.62	1.00	1.00	0.78	0.64	1.00	1.00	0.84	0.69
		ΔT	28	26	22	19	28	26	22	19	28	26	23	19	28	26	**22**	19	28	26	22	18	29	27	23	20
		Lo PR	129	130	133	139	136	138	141	146	143	145	148	153	149	150	**153**	159	154	156	159	164	161	163	166	171
		Hi PR	234	235	237	241	271	272	274	278	309	310	312	316	351	352	**353**	357	395	396	398	402	443	444	445	449
		Amps	4.2	4.2	4.2	4.3	4.9	4.9	4.8	4.9	5.5	5.5	5.5	5.6	6.3	6.3	**6.3**	6.3	7.1	7.1	7.1	7.1	8.1	8.1	8.1	8.1
		KW	1.22	1.22	1.22	1.23	1.36	1.36	1.36	1.37	1.52	1.52	1.51	1.52	1.69	1.69	**1.68**	1.70	1.88	1.88	1.88	1.89	2.10	2.10	2.10	2.11
	1150	kBh	26.2	26.6	27.3	28.5	26.0	26.4	27.1	28.3	25.3	25.7	26.4	27.6	24.2	24.5	25.3	26.5	22.8	23.1	23.9	25.1	21.5	21.9	22.6	23.8
		S/T	1.00	0.87	0.74	0.59	1.00	0.88	0.74	0.60	1.00	1.00	0.77	0.63	1.00	1.00	0.79	0.65	1.00	1.00	0.81	0.67	1.00	1.00	1.00	0.72
		ΔT	27	25	22	18	27	25	22	18	27	26	22	18	27	25	22	18	27	25	21	18	28	26	23	19
		Lo PR	130	132	135	140	138	139	142	148	144	146	149	155	150	152	155	160	156	157	160	166	163	164	167	173
		Hi PR	236	237	238	242	272	273	275	279	311	312	313	317	352	353	355	359	396	397	399	403	444	445	447	451
		Amps	4.3	4.3	4.2	4.3	4.9	4.9	4.9	4.9	5.6	5.6	5.5	5.6	6.3	6.3	6.3	6.3	7.1	7.1	7.1	7.2	8.1	8.1	8.1	8.1
		KW	1.22	1.22	1.22	1.23	1.36	1.36	1.36	1.37	1.52	1.52	1.52	1.53	1.69	1.69	1.69	1.70	1.88	1.88	1.88	1.89	2.11	2.11	2.10	2.11
85	950	kBh	26.1	26.5	27.2	28.4	25.9	26.3	27.0	28.2	25.2	25.6	26.4	27.5	24.1	24.5	25.2	26.4	22.7	23.1	23.8	25.0	21.4	21.8	22.5	23.7
		S/T	1.00	0.91	0.77	0.63	1.00	1.00	0.78	0.64	1.00	1.00	0.80	0.66	1.00	1.00	0.82	0.68	1.00	1.00	1.00	0.70	1.00	1.00	1.00	0.75
		ΔT	32	31	27	23	32	31	27	23	33	31	27	24	32	30	27	23	32	30	27	23	33	31	28	24
		Lo PR	129	131	134	139	137	138	142	147	144	145	148	154	149	151	154	159	155	156	160	165	162	163	167	172
		Hi PR	234	235	237	241	271	272	273	277	309	310	312	316	350	351	353	357	395	396	397	401	442	443	445	449
		Amps	4.2	4.2	4.2	4.3	4.8	4.8	4.8	4.9	5.5	5.5	5.5	5.6	6.3	6.3	6.3	6.3	7.1	7.1	7.1	7.1	8.1	8.1	8.1	8.1
		KW	1.22	1.22	1.21	1.22	1.36	1.36	1.35	1.36	1.52	1.51	1.51	1.52	1.69	1.68	1.68	1.69	1.88	1.88	1.87	1.88	2.10	2.10	2.10	2.11
	1050	kBh	26.4	26.7	27.5	28.7	26.1	26.5	27.3	28.4	25.5	25.8	26.6	27.8	24.3	24.7	25.5	26.6	22.9	23.3	24.1	25.2	21.7	22.0	22.8	23.9
		S/T	1.00	0.95	0.81	0.67	1.00	1.00	0.82	0.68	1.00	1.00	0.84	0.70	1.00	1.00	0.86	0.72	1.00	1.00	1.00	0.74	1.00	1.00	1.00	0.79
		ΔT	32	30	26	23	32	30	26	22	32	30	26	23	32	30	26	22	31	29	26	22	33	31	27	23
		Lo PR	130	132	135	141	138	140	143	148	145	146	150	155	151	152	155	161	156	158	161	166	163	165	168	173
		Hi PR	236	237	238	242	272	273	275	279	310	311	313	317	352	353	354	358	396	397	399	403	444	445	446	450
		Amps	4.3	4.3	4.2	4.3	4.9	4.9	4.9	4.9	5.6	5.5	5.5	5.6	6.3	6.3	6.3	6.3	7.1	7.1	7.1	7.2	8.1	8.1	8.1	8.1
		KW	1.22	1.22	1.22	1.23	1.36	1.36	1.36	1.37	1.52	1.52	1.52	1.53	1.69	1.69	1.69	1.70	1.88	1.88	1.88	1.89	2.10	2.10	2.10	2.11
	1150	kBh	26.6	27.0	27.8	28.9	26.4	26.8	27.5	28.7	25.8	26.1	26.9	28.0	24.6	25.0	25.7	26.9	23.2	23.6	24.3	25.5	21.9	22.3	23.1	24.2
		S/T	1.00	0.98	0.84	0.70	1.00	1.00	0.85	0.70	1.00	1.00	0.87	0.73	1.00	1.00	0.89	0.75	1.00	1.00	1.00	0.77	1.00	1.00	1.00	0.82
		ΔT	31	29	26	22	31	29	25	22	31	29	26	22	31	29	25	22	31	29	25	21	32	30	26	23
		Lo PR	132	133	137	142	140	141	144	150	146	148	151	156	152	154	157	162	158	159	162	168	165	166	169	175
		Hi PR	237	238	240	244	273	274	276	280	312	313	314	318	353	354	356	360	398	399	400	404	445	446	448	452
		Amps	4.3	4.3	4.3	4.3	4.9	4.9	4.9	4.9	5.6	5.6	5.6	5.6	6.3	6.3	6.3	6.3	7.1	7.1	7.1	7.2	8.1	8.1	8.1	8.1
		KW	1.23	1.22	1.22	1.23	1.37	1.37	1.36	1.37	1.52	1.52	1.52	1.53	1.70	1.69	1.69	1.70	1.89	1.88	1.88	1.89	2.11	2.11	2.11	2.12

IDB = Entering Indoor Dry Bulb Temperature

High and low pressures are measured at the liquid and suction service valves.

Shaded area is AHRI (TVA) conditions

kW = Total system power

Amps = outdoor unit amps (comp.+fan)

			Outdoor Ambient Temperature																							
			65ºF				75ºF				85ºF				95ºF				105ºF				115ºF			
			Entering Indoor Wet Bulb Temperature																							
IDB	Airflow		59	63	67	71	59	63	67	71	59	63	67	71	59	63	67	71	59	63	67	71	59	63	67	71
70	950	kBh	35.5	36.0	37.1	-	35.2	35.7	36.8	-	34.3	34.8	35.8	-	32.7	33.2	34.2	-	30.7	31.2	32.3	-	29.0	29.5	30.5	-
		S/T	0.61	0.53	0.40	-	0.61	0.54	0.41	-	0.64	0.56	0.43	-	0.66	0.58	0.45	-	1.00	0.61	0.47	-	1.00	0.66	0.52	-
		ΔT	21	19	15	-	21	19	15	-	21	19	16	-	21	19	15	-	21	19	15	-	22	20	16	-
		Lo PR	123	125	128	-	131	132	135	-	137	139	142	-	143	144	147	-	148	150	153	-	155	156	159	-
		Hi PR	243	244	246	-	281	282	284	-	321	322	324	-	365	366	367	-	411	412	414	-	461	462	463	-
		Amps	6.7	6.7	6.7	-	7.7	7.7	7.7	-	8.8	8.8	8.8	-	10.0	9.9	9.9	-	11.3	11.3	11.2	-	12.8	12.8	12.8	-
		KW	1.93	1.93	1.92	-	2.15	2.15	2.15	-	2.40	2.40	2.40	-	2.68	2.67	2.67	-	2.98	2.98	2.97	-	3.33	3.33	3.33	-
	1050	kBh	35.9	36.4	37.4	-	35.6	36.1	37.1	-	34.6	35.1	36.2	-	33.0	33.5	34.6	-	31.1	31.6	32.7	-	29.3	29.8	30.9	-
		S/T	0.65	0.58	0.44	-	0.66	0.58	0.45	-	0.68	0.61	0.47	-	1.00	0.63	0.49	-	1.00	0.65	0.52	-	1.00	0.70	0.57	-
		ΔT	20	18	15	-	20	18	14	-	20	18	15	-	20	18	14	-	20	18	14	-	21	19	15	-
		Lo PR	124	126	129	-	132	133	137	-	138	140	143	-	144	146	149	-	149	151	154	-	156	158	161	-
		Hi PR	245	246	247	-	283	284	286	-	323	324	326	-	366	367	369	-	413	414	415	-	462	463	465	-
		Amps	6.7	6.7	6.7	-	7.7	7.7	7.7	-	8.8	8.8	8.8	-	10.0	10.0	10.0	-	11.3	11.3	11.3	-	12.9	12.8	12.8	-
		KW	1.94	1.94	1.93	-	2.16	2.16	2.16	-	2.41	2.41	2.41	-	2.68	2.68	2.68	-	2.99	2.99	2.98	-	3.34	3.34	3.34	-
	1150	kBh	36.3	36.8	37.9	-	36.0	36.5	37.5	-	35.1	35.6	36.6	-	33.5	34.0	35.0	-	31.5	32.0	33.1	-	29.7	30.2	31.3	-
		S/T	0.68	0.60	0.47	-	0.68	0.61	0.48	-	0.71	0.63	0.50	-	1.00	0.65	0.52	-	1.00	0.67	0.54	-	1.00	0.73	0.59	-
		ΔT	19	17	14	-	19	17	14	-	20	18	14	-	19	17	14	-	19	17	13	-	20	18	15	-
		Lo PR	126	127	131	-	133	135	138	-	140	141	145	-	146	147	150	-	151	152	156	-	158	159	162	-
		Hi PR	246	247	249	-	284	285	287	-	324	325	327	-	368	369	370	-	414	415	417	-	464	465	467	-
		Amps	6.8	6.8	6.8	-	7.8	7.7	7.7	-	8.8	8.8	8.8	-	10.0	10.0	10.0	-	11.3	11.3	11.3	-	12.9	12.9	12.9	-
		KW	1.95	1.94	1.94	-	2.17	2.17	2.16	-	2.42	2.42	2.41	-	2.69	2.69	2.69	-	2.99	2.99	2.99	-	3.35	3.35	3.34	-
75	950	kBh	35.5	36.0	37.1	38.7	35.2	35.7	36.8	38.4	34.3	34.8	35.9	37.5	32.7	**33.2**	34.3	35.9	30.8	31.3	32.3	33.9	29.0	29.5	30.5	32.2
		S/T	0.73	0.66	0.53	0.39	0.74	0.67	0.53	0.39	1.00	0.69	0.56	0.42	1.00	**0.71**	0.58	0.44	1.00	0.73	0.60	0.46	1.00	1.00	0.65	0.51
		ΔT	25	23	20	16	25	23	20	16	26	24	20	16	25	**23**	20	16	25	23	19	16	26	24	21	17
		Lo PR	123	125	128	133	131	132	135	140	137	139	142	147	143	**144**	147	153	148	150	153	158	155	156	160	165
		Hi PR	243	244	246	250	281	283	284	288	322	323	324	329	365	**366**	367	372	411	412	414	418	461	462	464	468
		Amps	6.7	6.7	6.7	6.8	7.7	7.7	7.7	7.7	8.8	8.8	8.7	8.8	9.9	**9.9**	9.9	10.0	11.3	11.3	11.2	11.3	12.8	12.8	12.8	12.9
		KW	1.93	1.93	1.92	1.94	2.15	2.15	2.15	2.16	2.40	2.40	2.40	2.41	2.67	**2.67**	2.67	2.69	2.98	2.98	2.97	2.99	3.33	3.33	3.33	3.34
	1050	kBh	35.9	36.4	37.5	39.1	35.6	36.1	37.1	38.8	34.7	35.2	36.2	37.8	33.1	**33.6**	34.6	36.2	31.1	31.6	32.7	34.3	29.3	29.8	30.9	32.5
		S/T	0.78	0.70	0.57	0.43	0.78	0.71	0.58	0.44	1.00	0.73	0.60	0.46	1.00	**0.75**	0.62	0.48	1.00	0.77	0.64	0.50	1.00	1.00	0.69	0.55
		ΔT	25	23	19	15	25	23	19	15	25	23	19	15	24	**23**	19	15	24	22	19	15	25	23	20	16
		Lo PR	125	126	129	134	132	133	137	142	139	140	143	148	144	**146**	149	154	149	151	154	159	156	158	161	166
		Hi PR	245	246	248	252	283	284	286	290	323	324	326	330	366	**367**	369	373	413	414	416	420	463	464	465	469
		Amps	6.7	6.7	6.7	6.8	7.7	7.7	7.7	7.8	8.8	8.8	8.8	8.9	10.0	**10.0**	10.0	10.0	11.3	11.3	11.3	11.4	12.8	12.8	12.8	12.9
		KW	1.94	1.93	1.93	1.95	2.16	2.16	2.16	2.17	2.41	2.41	2.41	2.42	2.68	**2.68**	2.68	2.69	2.99	2.98	2.98	3.00	3.34	3.34	3.34	3.35
	1150	kBh	36.3	36.8	37.9	39.5	36.0	36.5	37.6	39.2	35.1	35.6	36.6	38.2	33.5	**34.0**	35.0	36.7	31.5	32.0	33.1	34.7	29.8	30.3	31.3	32.9
		S/T	0.80	0.73	0.60	0.46	1.00	0.74	0.60	0.46	1.00	0.76	0.63	0.49	1.00	**0.78**	0.65	0.51	1.00	0.80	0.67	0.53	1.00	1.00	0.72	0.58
		ΔT	24	22	18	14	24	22	18	14	24	22	18	15	24	**22**	18	14	23	21	18	14	25	23	19	15
		Lo PR	126	128	131	136	133	135	138	143	140	142	145	150	146	**147**	150	155	151	152	156	161	158	159	162	168
		Hi PR	246	247	249	253	285	286	287	292	325	326	327	332	368	**369**	371	375	414	415	417	421	464	465	467	471
		Amps	6.8	6.8	6.8	6.8	7.8	7.7	7.7	7.8	8.8	8.8	8.8	8.9	10.0	**10.0**	10.0	10.1	11.3	11.3	11.3	11.4	12.9	12.9	12.9	12.9
		KW	1.94	1.94	1.94	1.96	2.17	2.17	2.16	2.18	2.42	2.42	2.41	2.43	2.69	**2.69**	2.68	2.70	2.99	2.99	2.99	3.00	3.35	3.35	3.34	3.36

IDB = Entering Indoor Dry Bulb Temperature

High and low pressures are measured at the liquid and suction service valves.

Shaded area is ACCA (TVA) conditions

kW = Total system power

Amps = outdoor unit amps (comp.+fan)

Expanded Cooling Data — GSXC180361B* / CA*F4961*6D*+EEP+TXV-1 High Stage (cont.)

			Outdoor Ambient Temperature																							
			65ºF				75ºF				85ºF				95ºF				105ºF				115ºF			
			Entering Indoor Wet Bulb Temperature																							
IDB	Airflow		59	63	67	71	59	63	67	71	59	63	67	71	59	63	67	71	59	63	67	71	59	63	67	71
80	950	kBh	35.7	36.2	37.3	38.9	35.4	35.9	37.0	38.6	34.5	35.0	36.0	37.7	32.9	33.4	34.4	36.1	30.9	31.4	32.5	34.1	29.2	29.7	30.7	32.3
		S/T	1.00	0.78	0.65	0.51	1.00	0.79	0.66	0.52	1.00	0.81	0.68	0.54	1.00	0.83	0.70	0.56	1.00	1.00	0.72	0.58	1.00	1.00	0.77	0.63
		ΔT	30	28	24	20	30	28	24	20	30	28	24	21	30	28	24	20	29	28	24	20	31	29	25	21
		Lo PR	124	125	128	134	131	133	136	141	138	139	142	148	143	145	148	153	149	150	153	158	155	157	160	165
		Hi PR	244	245	246	251	282	283	285	289	322	323	325	329	365	366	368	372	412	413	414	419	461	462	464	468
		Amps	6.7	6.7	6.7	6.8	7.7	7.7	7.7	7.7	8.8	8.8	8.7	8.8	10.0	9.9	9.9	10.0	11.3	11.3	11.2	11.3	12.8	12.8	12.8	12.9
		KW	1.93	1.93	1.92	1.94	2.15	2.15	2.15	2.17	2.40	2.40	2.40	2.42	2.68	2.67	2.67	2.69	2.98	2.98	2.97	2.99	3.33	3.33	3.33	3.35
	1050	kBh	36.1	36.6	37.6	39.3	35.8	36.3	37.3	38.9	34.8	35.3	36.4	38.0	33.2	33.7	**34.8**	36.4	31.3	31.8	32.9	34.5	29.5	30.0	31.1	32.7
		S/T	1.00	0.83	0.69	0.55	1.00	0.83	0.70	0.56	1.00	0.86	0.72	0.58	1.00	1.00	**0.74**	0.60	1.00	1.00	0.76	0.62	1.00	1.00	0.81	0.67
		ΔT	29	27	23	19	29	27	23	19	29	27	23	20	29	27	**23**	19	29	27	23	19	30	28	24	20
		Lo PR	125	127	130	135	133	134	137	142	139	141	144	149	145	146	**149**	154	150	152	155	160	157	158	161	167
		Hi PR	245	246	248	252	283	285	286	290	324	325	326	331	367	368	**369**	374	413	414	416	420	463	464	466	470
		Amps	6.7	6.7	6.7	6.8	7.7	7.7	7.7	7.8	8.8	8.8	8.8	8.9	10.0	10.0	**10.0**	10.0	11.3	11.3	11.3	11.4	12.9	12.8	12.8	12.9
		KW	1.94	1.94	1.93	1.95	2.16	2.16	2.16	2.17	2.41	2.41	2.41	2.42	2.68	2.68	**2.68**	2.70	2.99	2.99	2.98	3.00	3.34	3.34	3.34	3.35
	1150	kBh	36.5	37.0	38.1	39.7	36.2	36.7	37.7	39.4	35.3	35.8	36.8	38.4	33.7	34.2	35.2	36.8	31.7	32.2	33.3	34.9	29.9	30.4	31.5	33.1
		S/T	1.00	0.85	0.72	0.58	1.00	0.86	0.73	0.59	1.00	0.88	0.75	0.61	1.00	1.00	0.77	0.63	1.00	1.00	0.79	0.65	1.00	1.00	0.84	0.70
		ΔT	28	26	22	19	28	26	22	19	28	26	23	19	28	26	22	19	28	26	22	18	29	27	23	20
		Lo PR	127	128	131	136	134	136	139	144	141	142	145	150	146	148	151	156	152	153	156	161	158	160	163	168
		Hi PR	247	248	249	254	285	286	288	292	325	326	328	332	368	369	371	375	415	416	418	422	464	466	467	471
		Amps	6.8	6.8	6.8	6.8	7.8	7.7	7.7	7.8	8.8	8.8	8.8	8.9	10.0	10.0	10.0	10.1	11.3	11.3	11.3	11.4	12.9	12.9	12.9	12.9
		KW	1.95	1.94	1.94	1.96	2.17	2.17	2.16	2.18	2.42	2.42	2.41	2.43	2.69	2.69	2.69	2.70	2.99	2.99	2.99	3.01	3.35	3.35	3.34	3.36
85	950	kBh	36.3	36.8	37.9	39.5	36.0	36.5	37.6	39.2	35.1	35.6	36.6	38.2	33.5	34.0	35.0	36.7	31.5	32.0	33.1	34.7	29.8	30.3	31.3	32.9
		S/T	1.00	0.88	0.75	0.61	1.00	0.89	0.76	0.62	1.00	1.00	0.78	0.64	1.00	1.00	0.80	0.66	1.00	1.00	0.82	0.68	1.00	1.00	1.00	0.73
		ΔT	34	32	28	24	34	32	28	24	34	32	28	24	34	32	28	24	33	31	28	24	35	33	29	25
		Lo PR	126	127	130	135	133	134	138	143	140	141	144	149	145	147	150	155	150	152	155	160	157	159	162	167
		Hi PR	245	246	248	252	283	284	286	290	323	324	326	330	366	367	369	373	413	414	416	420	463	464	465	470
		Amps	6.7	6.7	6.7	6.8	7.7	7.7	7.7	7.8	8.8	8.8	8.8	8.8	10.0	10.0	9.9	10.0	11.3	11.3	11.3	11.3	12.8	12.8	12.8	12.9
		KW	1.93	1.93	1.93	1.94	2.16	2.16	2.15	2.17	2.41	2.41	2.40	2.42	2.68	2.68	2.67	2.69	2.98	2.98	2.98	2.99	3.34	3.34	3.33	3.35
	1050	kBh	36.7	37.2	38.2	39.9	36.4	36.9	37.9	39.5	35.4	35.9	37.0	38.6	33.8	34.3	35.4	37.0	31.9	32.4	33.5	35.1	30.1	30.6	31.7	33.3
		S/T	1.00	0.92	0.79	0.65	1.00	1.00	0.80	0.66	1.00	1.00	0.82	0.68	1.00	1.00	0.84	0.70	1.00	1.00	0.86	0.72	1.00	1.00	1.00	0.77
		ΔT	33	31	27	23	33	31	27	23	33	31	27	24	33	31	27	23	32	31	27	23	34	32	28	24
		Lo PR	127	128	132	137	134	136	139	144	141	142	146	151	146	148	151	156	152	153	156	162	159	160	163	168
		Hi PR	246	247	249	253	285	286	287	292	325	326	327	332	368	369	371	375	414	415	417	421	464	465	467	471
		Amps	6.8	6.8	6.7	6.8	7.7	7.7	7.7	7.8	8.8	8.8	8.8	8.9	10.0	10.0	10.0	10.1	11.3	11.3	11.3	11.4	12.9	12.9	12.8	12.9
		KW	1.94	1.94	1.94	1.95	2.17	2.16	2.16	2.18	2.42	2.42	2.41	2.43	2.69	2.69	2.68	2.70	2.99	2.99	2.99	3.00	3.35	3.34	3.34	3.36
	1150	kBh	37.1	37.6	38.7	40.3	36.8	37.3	38.3	40.0	35.9	36.4	37.4	39.0	34.3	34.8	35.8	37.4	32.3	32.8	33.9	35.5	30.5	31.0	32.1	33.7
		S/T	1.00	0.95	0.82	0.68	1.00	1.00	0.83	0.69	1.00	1.00	0.85	0.71	1.00	1.00	0.87	0.73	1.00	1.00	0.89	0.75	1.00	1.00	1.00	0.80
		ΔT	32	30	26	23	32	30	26	22	32	30	27	23	32	30	26	22	32	30	26	22	33	31	27	23
		Lo PR	128	130	133	138	136	137	140	146	142	144	147	152	148	149	153	158	153	155	158	163	160	162	165	170
		Hi PR	248	249	251	255	286	287	289	293	326	327	329	333	369	370	372	376	416	417	419	423	466	467	468	473
		Amps	6.8	6.8	6.8	6.8	7.8	7.8	7.7	7.8	8.9	8.9	8.8	8.9	10.0	10.0	10.0	10.1	11.4	11.4	11.3	11.4	12.9	12.9	12.9	13.0
		KW	1.95	1.95	1.94	1.96	2.17	2.17	2.17	2.19	2.42	2.42	2.42	2.44	2.70	2.69	2.69	2.71	3.00	3.00	2.99	3.01	3.35	3.35	3.35	3.37

IDB = Entering Indoor Dry Bulb Temperature

Shaded area is AHRI (TVA) conditions

kW = Total system power

High and low pressures are measured at the liquid and suction service valves.

Amps = outdoor unit amps (comp.+fan)

Expanded Cooling Data — GSXC180481B*/ CA*F4961*6D*+EEP+TXV-1 Low Stage

			Outdoor Ambient Temperature																							
			65ºF				75ºF				85ºF				95ºF				105ºF				115ºF			
			Entering Indoor Wet Bulb Temperature																							
IDB	Airflow		59	63	67	71	59	63	67	71	59	63	67	71	59	63	67	71	59	63	67	71	59	63	67	71
70	1260	kBh	35.9	36.4	37.4	-	35.5	36.0	37.1	-	34.6	35.1	36.2	-	33.0	33.5	34.6	-	31.0	31.5	32.6	-	29.2	29.8	30.8	-
		S/T	0.61	0.54	0.41	-	0.62	0.55	0.41	-	0.64	0.57	0.44	-	0.66	0.59	0.46	-	1.00	0.61	0.48	-	1.00	0.66	0.53	-
		ΔT	21	19	15	-	21	19	15	-	21	19	16	-	21	19	15	-	21	19	15	-	22	20	16	-
		Lo PR	121	123	126	-	128	130	133	-	135	136	139	-	140	142	145	-	146	147	150	-	152	154	157	-
		Hi PR	224	225	226	-	259	260	262	-	296	297	298	-	336	337	338	-	378	379	381	-	424	425	427	-
		Amps	5.9	5.9	5.9	-	6.7	6.7	6.7	-	7.7	7.7	7.6	-	8.7	8.7	8.7	-	9.8	9.8	9.8	-	11.2	11.2	11.1	-
		KW	1.67	1.67	1.67	-	1.87	1.87	1.86	-	2.08	2.08	2.08	-	2.32	2.32	2.31	-	2.58	2.58	2.58	-	2.89	2.89	2.88	-
	1400	kBh	36.2	36.7	37.8	-	35.9	36.4	37.4	-	34.9	35.4	36.5	-	33.3	33.8	34.9	-	31.4	31.9	32.9	-	29.6	30.1	31.1	-
		S/T	0.65	0.58	0.44	-	0.66	0.58	0.45	-	0.68	0.61	0.47	-	0.70	0.63	0.49	-	1.00	0.65	0.51	-	1.00	0.70	0.57	-
		ΔT	20	18	14	-	20	18	14	-	20	18	15	-	20	18	14	-	20	18	14	-	21	19	15	-
		Lo PR	122	124	127	-	130	131	134	-	136	138	141	-	142	143	146	-	147	148	151	-	154	155	158	-
		Hi PR	225	226	228	-	260	261	263	-	297	298	300	-	337	338	339	-	380	381	382	-	425	426	428	-
		Amps	5.9	5.9	5.9	-	6.7	6.7	6.7	-	7.7	7.7	7.7	-	8.7	8.7	8.7	-	9.9	9.8	9.8	-	11.2	11.2	11.2	-
		KW	1.68	1.68	1.68	-	1.87	1.87	1.87	-	2.09	2.09	2.09	-	2.33	2.32	2.32	-	2.59	2.59	2.58	-	2.90	2.89	2.89	-
	1540	kBh	36.6	37.1	38.2	-	36.3	36.8	37.9	-	35.4	35.9	36.9	-	33.7	34.3	35.3	-	31.8	32.3	33.4	-	30.0	30.5	31.6	-
		S/T	0.68	0.60	0.47	-	0.68	0.61	0.48	-	0.71	0.63	0.50	-	0.73	0.65	0.52	-	1.00	0.67	0.54	-	1.00	0.72	0.59	-
		ΔT	19	17	14	-	19	17	14	-	20	18	14	-	19	17	14	-	19	17	13	-	20	18	15	-
		Lo PR	124	125	128	-	131	133	136	-	138	139	142	-	143	145	148	-	148	150	153	-	155	157	160	-
		Hi PR	226	227	229	-	262	263	264	-	299	300	301	-	338	339	341	-	381	382	384	-	427	428	429	-
		Amps	5.9	5.9	5.9	-	6.8	6.8	6.8	-	7.7	7.7	7.7	-	8.7	8.7	8.7	-	9.9	9.9	9.9	-	11.2	11.2	11.2	-
		KW	1.69	1.69	1.68	-	1.88	1.88	1.88	-	2.10	2.10	2.09	-	2.33	2.33	2.33	-	2.59	2.59	2.59	-	2.90	2.90	2.90	-
75	1260	kBh	35.9	36.4	37.4	39.1	35.6	36.1	37.1	38.8	34.6	35.1	36.2	37.8	33.0	**33.5**	34.6	36.2	31.1	31.6	32.6	34.3	29.3	29.8	30.8	32.5
		S/T	0.74	0.66	0.53	0.39	0.75	0.67	0.54	0.40	1.00	0.70	0.56	0.42	1.00	**0.71**	0.58	0.44	1.00	0.74	0.60	0.46	1.00	0.79	0.65	0.51
		ΔT	25	23	20	16	25	23	20	16	25	24	20	16	25	**23**	20	16	25	23	19	15	26	24	21	17
		Lo PR	121	123	126	131	129	130	133	138	135	136	140	145	140	**142**	145	150	146	147	150	155	152	154	157	162
		Hi PR	224	225	227	230	259	260	262	266	296	297	299	303	336	**337**	338	342	379	380	381	385	424	425	427	431
		Amps	5.9	5.9	5.8	5.9	6.7	6.7	6.7	6.8	7.7	7.7	7.6	7.7	8.7	**8.7**	8.7	8.7	9.8	9.8	9.8	9.9	11.2	11.1	11.1	11.2
		KW	1.67	1.67	1.67	1.68	1.87	1.86	1.86	1.88	2.08	2.08	2.08	2.09	2.32	**2.32**	2.31	2.33	2.58	2.58	2.58	2.59	2.89	2.89	2.88	2.90
	1400	kBh	36.2	36.7	37.8	39.4	35.9	36.4	37.5	39.1	35.0	35.5	36.5	38.2	33.3	**33.9**	34.9	36.6	31.4	31.9	33.0	34.6	29.6	30.1	31.2	32.8
		S/T	0.78	0.70	0.57	0.43	0.78	0.71	0.58	0.44	1.00	0.73	0.60	0.46	1.00	**0.75**	0.62	0.48	1.00	0.77	0.64	0.50	1.00	1.00	0.69	0.55
		ΔT	24	23	19	15	24	22	19	15	25	23	19	15	24	**22**	19	15	24	22	18	15	25	23	20	16
		Lo PR	122	124	127	132	130	131	134	139	136	138	141	146	142	**143**	146	151	147	148	152	157	154	155	158	163
		Hi PR	225	226	228	232	260	261	263	267	297	298	300	304	337	**338**	340	344	380	381	382	386	426	427	428	432
		Amps	5.9	5.9	5.9	5.9	6.7	6.7	6.7	6.8	7.7	7.7	7.7	7.7	8.7	**8.7**	8.7	8.8	9.8	9.8	9.8	9.9	11.2	11.2	11.2	11.2
		KW	1.68	1.68	1.67	1.69	1.87	1.87	1.87	1.88	2.09	2.09	2.09	2.10	2.32	**2.32**	2.32	2.33	2.59	2.59	2.58	2.60	2.89	2.89	2.89	2.90
	1540	kBh	36.6	37.1	38.2	39.8	36.3	36.8	37.9	39.5	35.4	35.9	36.9	38.6	33.8	**34.3**	35.3	37.0	31.8	32.3	33.4	35.0	30.0	30.5	31.6	33.2
		S/T	0.80	0.73	0.60	0.46	0.81	0.74	0.60	0.46	1.00	0.76	0.63	0.49	1.00	**0.78**	0.65	0.51	1.00	0.80	0.67	0.53	1.00	1.00	0.72	0.58
		ΔT	24	22	18	14	24	22	18	14	24	22	18	14	24	**22**	18	14	23	21	18	14	25	23	19	15
		Lo PR	124	125	128	134	131	133	136	141	138	139	142	147	143	**145**	148	153	148	150	153	158	155	157	160	165
		Hi PR	227	228	229	233	262	263	264	268	299	300	301	305	339	**339**	341	345	381	382	384	388	427	428	430	433
		Amps	5.9	5.9	5.9	6.0	6.8	6.8	6.8	6.8	7.7	7.7	7.7	7.8	8.7	**8.7**	8.7	8.8	9.9	9.9	9.9	9.9	11.2	11.2	11.2	11.3
		KW	1.69	1.68	1.68	1.70	1.88	1.88	1.87	1.89	2.10	2.10	2.09	2.11	2.33	**2.33**	2.33	2.34	2.59	2.59	2.59	2.60	2.90	2.90	2.90	2.91

IDB = Entering Indoor Dry Bulb Temperature

High and low pressures are measured at the liquid and suction service valves.

Shaded area is ACCA (TVA) conditions

kW = Total system power

Amps = outdoor unit amps (comp.+fan)

Expanded Cooling Data — GSXC180481B*/CA*F4961*6D*+EEP+TXV-1 Low Stage (cont.)

			Outdoor Ambient Temperature																							
			65ºF				75ºF				85ºF				95ºF				105ºF				115ºF			
			Entering Indoor Wet Bulb Temperature																							
IDB	Airflow		59	63	67	71	59	63	67	71	59	63	67	71	59	63	67	71	59	63	67	71	59	63	67	71
80	1260	kBh	36.1	36.6	37.6	39.3	35.7	36.2	37.3	38.9	34.8	35.3	36.4	38.0	33.2	33.7	34.8	36.4	31.2	31.7	32.8	34.4	29.5	30.0	31.0	32.7
		S/T	0.86	0.79	0.66	0.52	1.00	0.79	0.66	0.52	1.00	0.82	0.69	0.55	1.00	0.84	0.70	0.57	1.00	1.00	0.73	0.59	1.00	1.00	0.78	0.64
		ΔT	30	28	24	20	30	28	24	20	30	28	24	20	30	28	24	20	29	27	24	20	31	29	25	21
		Lo PR	122	123	126	131	129	131	134	139	135	137	140	145	141	142	145	151	146	148	151	156	153	154	157	163
		Hi PR	224	225	227	231	260	261	262	266	297	297	299	303	336	337	339	343	379	380	382	385	425	426	427	431
		Amps	5.9	5.9	5.9	5.9	6.7	6.7	6.7	6.8	7.7	7.7	7.6	7.7	8.7	8.7	8.7	8.7	9.8	9.8	9.8	9.9	11.2	11.2	11.1	11.2
		KW	1.67	1.67	1.67	1.68	1.87	1.87	1.86	1.88	2.08	2.08	2.08	2.09	2.32	2.32	2.31	2.33	2.58	2.58	2.58	2.59	2.89	2.89	2.88	2.90
	1400	kBh	36.4	36.9	38.0	39.6	36.1	36.6	37.6	39.3	35.1	35.6	36.7	38.3	33.5	34.0	**35.1**	36.7	31.6	32.1	33.1	34.8	29.8	30.3	31.4	33.0
		S/T	1.00	0.82	0.69	0.55	1.00	0.83	0.70	0.56	1.00	0.86	0.72	0.58	1.00	0.87	**0.74**	0.60	1.00	1.00	0.76	0.62	1.00	1.00	0.81	0.67
		ΔT	29	27	23	19	29	27	23	19	29	27	23	20	29	27	**23**	19	29	27	23	19	30	28	24	20
		Lo PR	123	124	128	133	130	132	135	140	137	138	141	146	142	144	**147**	152	147	149	152	157	154	156	159	164
		Hi PR	226	227	228	232	261	262	263	267	298	299	300	304	338	338	**340**	344	380	381	383	387	426	427	429	432
		Amps	5.9	5.9	5.9	5.9	6.7	6.7	6.7	6.8	7.7	7.7	7.7	7.7	8.7	8.7	**8.7**	8.8	9.9	9.8	9.8	9.9	11.2	11.2	11.2	11.2
		KW	1.68	1.68	1.68	1.69	1.87	1.87	1.87	1.88	2.09	2.09	2.09	2.10	2.33	2.32	**2.32**	2.34	2.59	2.59	2.58	2.60	2.90	2.89	2.89	2.91
	1540	kBh	36.8	37.3	38.4	40.0	36.5	37.0	38.1	39.7	35.6	36.1	37.1	38.8	34.0	34.5	35.5	37.2	32.0	32.5	33.6	35.2	30.2	30.7	31.8	33.4
		S/T	1.00	0.85	0.72	0.58	1.00	0.86	0.73	0.59	1.00	0.88	0.75	0.61	1.00	0.90	0.77	0.63	1.00	1.00	0.79	0.65	1.00	1.00	0.84	0.70
		ΔT	28	26	22	19	28	26	22	19	28	26	23	19	28	26	22	19	28	26	22	18	29	27	23	19
		Lo PR	124	126	129	134	132	133	136	141	138	140	143	148	144	145	148	153	149	150	154	159	156	157	160	165
		Hi PR	227	228	230	234	262	263	265	269	299	300	302	306	339	340	341	345	382	383	384	388	427	428	430	434
		Amps	5.9	5.9	5.9	6.0	6.8	6.8	6.8	6.8	7.7	7.7	7.7	7.8	8.7	8.7	8.7	8.8	9.9	9.9	9.9	9.9	11.2	11.2	11.2	11.3
		KW	1.69	1.68	1.68	1.70	1.88	1.88	1.88	1.89	2.10	2.10	2.09	2.11	2.33	2.33	2.33	2.34	2.59	2.59	2.59	2.60	2.90	2.90	2.90	2.91
85	1260	kBh	36.7	37.2	38.2	39.9	36.3	36.8	37.9	39.5	35.4	35.9	37.0	38.6	33.8	34.3	35.4	37.0	31.8	32.3	33.4	35.0	30.1	30.6	31.6	33.3
		S/T	1.00	0.89	0.75	0.61	1.00	0.89	0.76	0.62	1.00	1.00	0.78	0.64	1.00	1.00	0.80	0.66	1.00	1.00	0.83	0.69	1.00	1.00	1.00	0.74
		ΔT	34	32	28	24	33	31	28	24	34	32	28	24	33	31	28	24	33	31	28	24	34	32	29	25
		Lo PR	124	125	128	133	131	132	135	141	137	139	142	147	143	144	147	152	148	150	153	158	155	156	159	164
		Hi PR	225	226	228	232	261	262	263	267	298	299	300	304	337	338	340	344	380	381	383	387	426	427	428	432
		Amps	5.9	5.9	5.9	5.9	6.7	6.7	6.7	6.8	7.7	7.7	7.7	7.7	8.7	8.7	8.7	8.7	9.8	9.8	9.8	9.9	11.2	11.2	11.2	11.2
		KW	1.68	1.68	1.67	1.69	1.87	1.87	1.87	1.88	2.09	2.09	2.08	2.10	2.32	2.32	2.32	2.33	2.59	2.58	2.58	2.60	2.89	2.89	2.89	2.90
	1400	kBh	37.0	37.5	38.6	40.2	36.7	37.2	38.2	39.9	35.7	36.2	37.3	38.9	34.1	34.6	35.7	37.3	32.2	32.7	33.7	35.4	30.4	30.9	32.0	33.6
		S/T	1.00	0.92	0.79	0.65	1.00	0.93	0.80	0.66	1.00	1.00	0.82	0.68	1.00	1.00	0.84	0.70	1.00	1.00	0.86	0.72	1.00	1.00	1.00	0.77
		ΔT	33	31	27	23	33	31	27	23	33	31	27	23	33	31	27	23	32	30	27	23	34	32	28	24
		Lo PR	125	126	129	134	132	134	137	142	139	140	143	148	144	145	149	154	149	151	154	159	156	157	161	166
		Hi PR	227	228	229	233	262	263	264	268	299	300	301	305	339	340	341	345	381	382	384	388	427	428	430	434
		Amps	5.9	5.9	5.9	6.0	6.8	6.8	6.7	6.8	7.7	7.7	7.7	7.8	8.7	8.7	8.7	8.8	9.9	9.9	9.8	9.9	11.2	11.2	11.2	11.2
		KW	1.68	1.68	1.68	1.69	1.88	1.88	1.87	1.89	2.09	2.09	2.09	2.10	2.33	2.33	2.32	2.34	2.59	2.59	2.59	2.60	2.90	2.90	2.89	2.91
	1540	kBh	37.4	37.9	39.0	40.6	37.1	37.6	38.7	40.3	36.2	36.7	37.7	39.4	34.6	35.1	36.1	37.8	32.6	33.1	34.2	35.8	30.8	31.3	32.4	34.0
		S/T	1.00	0.95	0.82	0.68	1.00	0.96	0.82	0.68	1.00	1.00	0.85	0.71	1.00	1.00	0.87	0.73	1.00	1.00	0.89	0.75	1.00	1.00	1.00	0.80
		ΔT	32	30	26	22	32	30	26	22	32	30	27	23	32	30	26	22	32	30	26	22	33	31	27	23
		Lo PR	126	128	131	136	134	135	138	143	140	141	145	150	145	147	150	155	151	152	155	160	157	159	162	167
		Hi PR	228	229	231	235	263	264	266	270	300	301	303	307	340	341	343	346	383	384	385	389	429	429	431	435
		Amps	5.9	5.9	5.9	6.0	6.8	6.8	6.8	6.8	7.7	7.7	7.7	7.8	8.8	8.7	8.7	8.8	9.9	9.9	9.9	9.9	11.2	11.2	11.2	11.3
		KW	1.69	1.69	1.69	1.70	1.88	1.88	1.88	1.89	2.10	2.10	2.10	2.11	2.34	2.33	2.33	2.35	2.60	2.60	2.59	2.61	2.91	2.90	2.90	2.92

IDB = Entering Indoor Dry Bulb Temperature

High and low pressures are measured at the liquid and suction service valves.

Shaded area is AHRI (TVA) conditions

kW = Total system power

Amps = outdoor unit amps (comp.+fan)

			Outdoor Ambient Temperature																							
			65ºF				75ºF				85ºF				95ºF				105ºF				115ºF			
			Entering Indoor Wet Bulb Temperature																							
IDB	Airflow		59	63	67	71	59	63	67	71	59	63	67	71	59	63	67	71	59	63	67	71	59	63	67	71
70	1260	kBh	49.8	50.5	52.0	-	49.4	50.1	51.5	-	48.1	48.8	50.2	-	45.8	46.5	48.0	-	43.1	43.8	45.3	-	40.6	41.3	42.8	-
		S/T	0.59	0.52	0.39	-	0.60	0.52	0.39	-	0.62	0.55	0.42	-	0.64	0.57	0.44	-	0.66	0.59	0.46	-	1.00	0.64	0.51	-
		ΔT	22	20	16	-	22	20	16	-	22	20	16	-	22	20	16	-	21	19	16	-	23	21	17	-
		Lo PR	118	119	122	-	125	126	129	-	131	133	135	-	136	138	141	-	142	143	146	-	148	149	152	-
		Hi PR	234	235	237	-	271	272	273	-	309	310	312	-	351	352	353	-	396	397	398	-	443	444	446	-
		Amps	9.3	9.3	9.3	-	10.7	10.7	10.6	-	12.2	12.2	12.1	-	13.8	13.8	13.8	-	15.6	15.6	15.6	-	17.7	17.7	17.7	-
		KW	2.66	2.66	2.65	-	2.97	2.97	2.96	-	3.31	3.31	3.30	-	3.69	3.68	3.68	-	4.10	4.10	4.09	-	4.59	4.59	4.58	-
	1400	kBh	50.3	51.0	52.5	-	49.9	50.6	52.1	-	48.6	49.3	50.8	-	46.4	47.1	48.5	-	43.6	44.3	45.8	-	41.1	41.8	43.3	-
		S/T	0.63	0.56	0.43	-	0.64	0.57	0.44	-	0.66	0.59	0.46	-	0.68	0.61	0.48	-	0.70	0.63	0.50	-	1.00	0.68	0.55	-
		ΔT	21	19	15	-	21	19	15	-	21	19	15	-	21	19	15	-	21	18	15	-	22	20	16	-
		Lo PR	119	121	123	-	126	128	131	-	132	134	137	-	138	139	142	-	143	144	147	-	149	151	154	-
		Hi PR	235	236	238	-	272	273	275	-	311	312	314	-	352	353	355	-	397	398	400	-	445	446	448	-
		Amps	9.4	9.4	9.4	-	10.7	10.7	10.7	-	12.2	12.2	12.2	-	13.9	13.8	13.8	-	15.7	15.7	15.6	-	17.8	17.8	17.8	-
		KW	2.67	2.67	2.66	-	2.98	2.98	2.97	-	3.32	3.32	3.32	-	3.70	3.70	3.69	-	4.11	4.11	4.11	-	4.60	4.60	4.60	-
	1540	kBh	50.9	51.6	53.1	-	50.5	51.2	52.7	-	49.2	49.9	51.4	-	47.0	47.7	49.2	-	44.2	44.9	46.4	-	41.8	42.5	43.9	-
		S/T	0.66	0.59	0.46	-	0.67	0.59	0.47	-	0.69	0.62	0.49	-	0.71	0.64	0.51	-	1.00	0.66	0.53	-	1.00	0.71	0.58	-
		ΔT	20	18	14	-	20	18	14	-	20	18	14	-	20	18	14	-	20	18	14	-	21	19	15	-
		Lo PR	121	122	125	-	128	129	132	-	134	135	138	-	139	141	144	-	144	146	149	-	151	152	155	-
		Hi PR	237	238	240	-	274	275	276	-	312	313	315	-	354	355	357	-	399	400	401	-	447	448	449	-
		Amps	9.4	9.4	9.4	-	10.8	10.8	10.7	-	12.3	12.3	12.2	-	13.9	13.9	13.9	-	15.7	15.7	15.7	-	17.8	17.8	17.8	-
		KW	2.68	2.68	2.67	-	2.99	2.99	2.98	-	3.34	3.33	3.33	-	3.71	3.71	3.70	-	4.13	4.12	4.12	-	4.61	4.61	4.61	-
75	1260	kBh	49.8	50.5	52.0	54.3	49.4	50.1	51.6	53.8	48.1	48.8	50.3	52.5	45.9	**46.6**	48.0	50.3	43.1	43.8	45.3	47.6	40.6	41.3	42.8	45.1
		S/T	0.71	0.64	0.51	0.38	0.72	0.65	0.52	0.38	0.74	0.67	0.54	0.41	1.00	**0.69**	0.56	0.42	1.00	0.71	0.58	0.44	1.00	0.76	0.63	0.49
		ΔT	26	24	20	17	26	24	20	16	27	25	21	17	26	**24**	20	16	26	24	20	16	27	25	21	17
		Lo PR	118	119	122	127	125	126	129	134	131	133	136	141	136	**138**	141	146	142	143	146	151	148	150	152	157
		Hi PR	234	235	237	241	271	272	274	278	309	311	312	316	351	**352**	354	358	396	397	399	403	444	445	446	450
		Amps	9.3	9.3	9.3	9.4	10.7	10.7	10.6	10.7	12.2	12.2	12.1	12.2	13.8	**13.8**	13.8	13.9	15.6	15.6	15.6	15.7	17.7	17.7	17.7	17.8
		KW	2.66	2.65	2.65	2.67	2.97	2.96	2.96	2.98	3.31	3.31	3.30	3.33	3.68	**3.68**	3.68	3.70	4.10	4.10	4.09	4.12	4.59	4.59	4.58	4.61
	1400	kBh	50.4	51.1	52.5	54.8	49.9	50.6	52.1	54.4	48.6	49.3	50.8	53.1	46.4	**47.1**	48.6	50.8	43.7	44.4	45.8	48.1	41.2	41.9	43.4	45.6
		S/T	0.76	0.68	0.55	0.42	0.76	0.69	0.56	0.42	0.79	0.71	0.58	0.45	1.00	**0.73**	0.60	0.47	1.00	0.75	0.62	0.49	1.00	0.80	0.67	0.54
		ΔT	25	23	20	16	25	23	19	15	26	24	20	16	25	**23**	19	15	25	23	19	15	26	24	20	16
		Lo PR	119	121	124	129	126	128	131	136	132	134	137	142	138	**139**	142	147	143	144	147	152	149	151	154	159
		Hi PR	236	237	238	242	272	273	275	279	311	312	314	318	353	**354**	355	359	397	398	400	404	445	446	448	452
		Amps	9.4	9.4	9.3	9.4	10.7	10.7	10.7	10.8	12.2	12.2	12.2	12.3	13.8	**13.8**	13.8	13.9	15.7	15.6	15.6	15.7	17.8	17.8	17.7	17.9
		KW	2.67	2.67	2.66	2.69	2.98	2.98	2.97	2.99	3.32	3.32	3.32	3.34	3.70	**3.69**	3.69	3.71	4.11	4.11	4.11	4.13	4.60	4.60	4.59	4.62
	1540	kBh	51.0	51.7	53.2	55.4	50.5	51.2	52.7	55.0	49.2	49.9	51.4	53.7	47.0	**47.7**	49.2	51.5	44.3	45.0	46.5	48.7	41.8	42.5	44.0	46.2
		S/T	0.78	0.71	0.58	0.45	0.79	0.72	0.59	0.45	1.00	0.74	0.61	0.48	1.00	**0.76**	0.63	0.49	1.00	0.78	0.65	0.52	1.00	0.83	0.70	0.56
		ΔT	25	22	19	15	24	22	19	15	25	23	19	15	24	**22**	19	15	24	22	18	14	25	23	20	16
		Lo PR	121	122	125	130	128	129	132	137	134	135	138	143	139	**141**	144	149	144	146	149	154	151	152	155	160
		Hi PR	237	238	240	244	274	275	277	281	313	314	315	319	354	**355**	357	361	399	400	402	406	447	448	449	454
		Amps	9.4	9.4	9.4	9.5	10.8	10.8	10.7	10.8	12.3	12.3	12.2	12.3	13.9	**13.9**	13.9	14.0	15.7	15.7	15.7	15.8	17.8	17.8	17.8	17.9
		KW	2.68	2.68	2.67	2.70	2.99	2.99	2.98	3.00	3.33	3.33	3.33	3.35	3.71	**3.70**	3.70	3.72	4.12	4.12	4.12	4.14	4.61	4.61	4.61	4.63

IDB = Entering Indoor Dry Bulb Temperature

High and low pressures are measured at the liquid and suction service valves.

Shaded area is ACCA (TVA) conditions

kW = Total system power

Amps = outdoor unit amps (comp.+fan)

			Outdoor Ambient Temperature																							
			65ºF				75ºF				85ºF				95ºF				105ºF				115ºF			
			Entering Indoor Wet Bulb Temperature																							
IDB	Airflow		59	63	67	71	59	63	67	71	59	63	67	71	59	63	67	71	59	63	67	71	59	63	67	71
80	1260	kBh	50.1	50.8	52.3	54.5	49.6	50.3	51.8	54.1	48.3	49.0	50.5	52.8	46.1	46.8	48.3	50.6	43.4	44.1	45.6	47.8	40.9	41.6	43.1	45.3
		S/T	0.83	0.76	0.63	0.49	1.00	0.77	0.64	0.50	1.00	0.79	0.66	0.52	1.00	0.81	0.68	0.54	1.00	0.83	0.70	0.56	1.00	1.00	0.75	0.61
		ΔT	31	29	25	21	31	29	25	21	31	29	25	21	31	29	25	21	31	28	25	21	32	30	26	22
		Lo PR	118	120	123	128	125	127	130	135	132	133	136	141	137	138	141	146	142	144	147	152	149	150	153	158
		Hi PR	234	236	237	241	271	272	274	278	310	311	313	317	351	352	354	358	396	397	399	403	444	445	447	451
		Amps	9.3	9.3	9.3	9.4	10.7	10.7	10.6	10.7	12.2	12.2	12.1	12.2	13.8	13.8	13.8	13.9	15.6	15.6	15.6	15.7	17.7	17.7	17.7	17.8
		KW	2.66	2.66	2.65	2.67	2.97	2.96	2.96	2.98	3.31	3.31	3.30	3.33	3.69	3.68	3.68	3.70	4.10	4.10	4.09	4.12	4.59	4.59	4.58	4.61
	1400	kBh	50.6	51.3	52.8	55.1	50.2	50.9	52.4	54.6	48.9	49.6	51.1	53.3	46.6	47.3	**48.8**	51.1	43.9	44.6	46.1	48.4	41.4	42.1	43.6	45.9
		S/T	0.88	0.80	0.67	0.54	1.00	0.81	0.68	0.54	1.00	0.83	0.70	0.57	1.00	0.85	**0.72**	0.59	1.00	0.87	0.74	0.61	1.00	1.00	0.79	0.66
		ΔT	30	28	24	20	30	28	24	20	30	28	24	20	30	28	**24**	20	30	28	24	20	31	29	25	21
		Lo PR	120	121	124	129	127	128	131	136	133	134	137	142	138	140	**143**	148	143	145	148	153	150	151	154	159
		Hi PR	236	237	239	243	273	274	276	280	311	313	314	318	353	354	**356**	360	398	399	401	405	446	447	448	452
		Amps	9.4	9.4	9.4	9.5	10.7	10.7	10.7	10.8	12.2	12.2	12.2	12.3	13.9	13.8	**13.8**	13.9	15.7	15.7	15.6	15.7	17.8	17.8	17.8	17.9
		KW	2.67	2.67	2.66	2.69	2.98	2.98	2.97	3.00	3.32	3.32	3.32	3.34	3.70	3.70	**3.69**	3.71	4.11	4.11	4.11	4.13	4.60	4.60	4.60	4.62
	1540	kBh	51.2	51.9	53.4	55.7	50.8	51.5	53.0	55.2	49.5	50.2	51.7	53.9	47.3	48.0	49.4	51.7	44.5	45.2	46.7	49.0	42.0	42.7	44.2	46.5
		S/T	0.90	0.83	0.70	0.57	1.00	0.84	0.71	0.57	1.00	0.86	0.73	0.60	1.00	0.88	0.75	0.61	1.00	1.00	0.77	0.63	1.00	1.00	0.82	0.68
		ΔT	29	27	23	19	29	27	23	19	29	27	23	19	29	27	23	19	29	27	23	19	30	28	24	20
		Lo PR	121	123	126	131	128	130	133	138	135	136	139	144	140	141	144	149	145	146	149	154	151	153	156	161
		Hi PR	238	239	240	244	274	275	277	281	313	314	316	320	355	356	357	361	399	400	402	406	447	448	450	454
		Amps	9.4	9.4	9.4	9.5	10.8	10.8	10.7	10.8	12.3	12.3	12.2	12.3	13.9	13.9	13.9	14.0	15.7	15.7	15.7	15.8	17.8	17.8	17.8	17.9
		KW	2.68	2.68	2.67	2.70	2.99	2.99	2.98	3.01	3.34	3.33	3.33	3.35	3.71	3.71	3.70	3.72	4.13	4.12	4.12	4.14	4.61	4.61	4.61	4.63
85	1260	kBh	50.9	51.6	53.1	55.4	50.5	51.2	52.7	54.9	49.2	49.9	51.4	53.6	46.9	47.6	49.1	51.4	44.2	44.9	46.4	48.7	41.7	42.4	43.9	46.2
		S/T	1.00	0.86	0.73	0.59	1.00	0.86	0.73	0.60	1.00	0.89	0.76	0.62	1.00	1.00	0.78	0.64	1.00	1.00	0.80	0.66	1.00	1.00	0.85	0.71
		ΔT	35	33	29	25	35	33	29	25	35	33	29	25	35	33	29	25	35	32	29	25	36	34	30	26
		Lo PR	120	121	124	129	127	129	132	137	133	135	138	143	139	140	143	148	144	145	148	153	150	152	155	160
		Hi PR	236	237	238	242	272	273	275	279	311	312	314	318	353	354	355	359	397	398	400	404	445	446	448	452
		Amps	9.4	9.3	9.3	9.4	10.7	10.7	10.7	10.8	12.2	12.2	12.2	12.3	13.8	13.8	13.8	13.9	15.6	15.6	15.6	15.7	17.8	17.7	17.7	17.8
		KW	2.66	2.66	2.66	2.68	2.97	2.97	2.97	2.99	3.32	3.32	3.31	3.33	3.69	3.69	3.68	3.71	4.11	4.11	4.10	4.12	4.60	4.59	4.59	4.61
	1400	kBh	51.5	52.2	53.6	55.9	51.0	51.7	53.2	55.5	49.7	50.4	51.9	54.2	47.5	48.2	49.7	51.9	44.8	45.5	46.9	49.2	42.3	43.0	44.4	46.7
		S/T	1.00	0.90	0.77	0.63	1.00	0.91	0.78	0.64	1.00	1.00	0.80	0.66	1.00	1.00	0.82	0.68	1.00	1.00	0.84	0.70	1.00	1.00	0.89	0.75
		ΔT	34	32	28	24	34	32	28	24	34	32	28	24	34	32	28	24	34	32	28	24	35	33	29	25
		Lo PR	121	123	126	131	129	130	133	138	135	136	139	144	140	141	144	149	145	147	150	155	152	153	156	161
		Hi PR	237	238	240	244	274	275	277	281	313	314	315	319	354	355	357	361	399	400	402	406	447	448	449	453
		Amps	9.4	9.4	9.4	9.5	10.8	10.7	10.7	10.8	12.3	12.2	12.2	12.3	13.9	13.9	13.8	13.9	15.7	15.7	15.7	15.8	17.8	17.8	17.8	17.9
		KW	2.68	2.67	2.67	2.69	2.99	2.98	2.98	3.00	3.33	3.33	3.32	3.35	3.70	3.70	3.70	3.72	4.12	4.12	4.11	4.14	4.61	4.61	4.60	4.63
	1540	kBh	52.1	52.8	54.3	56.5	51.6	52.3	53.8	56.1	50.3	51.0	52.5	54.8	48.1	48.8	50.3	52.5	45.4	46.1	47.6	49.8	42.9	43.6	45.1	47.3
		S/T	1.00	0.93	0.80	0.66	1.00	0.93	0.80	0.67	1.00	1.00	0.83	0.69	1.00	1.00	0.85	0.71	1.00	1.00	0.87	0.73	1.00	1.00	0.92	0.78
		ΔT	33	31	27	23	33	31	27	23	33	31	27	23	33	31	27	23	33	31	27	23	34	32	28	24
		Lo PR	123	124	127	132	130	131	134	139	136	138	141	146	142	143	146	151	147	148	151	156	153	155	158	163
		Hi PR	239	240	241	245	276	277	278	282	314	315	317	321	356	357	358	362	400	402	403	407	448	449	451	455
		Amps	9.5	9.4	9.4	9.5	10.8	10.8	10.8	10.9	12.3	12.3	12.3	12.4	13.9	13.9	13.9	14.0	15.7	15.7	15.7	15.8	17.9	17.9	17.8	17.9
		KW	2.69	2.69	2.68	2.70	3.00	2.99	2.99	3.01	3.34	3.34	3.33	3.36	3.71	3.71	3.71	3.73	4.13	4.13	4.12	4.15	4.62	4.62	4.61	4.64

IDB = Entering Indoor Dry Bulb Temperature

High and low pressures are measured at the liquid and suction service valves.

Shaded area is AHRI (TVA) conditions

kW = Total system power

Amps = outdoor unit amps (comp.+fan)

			Outdoor Ambient Temperature																							
			65ºF				75ºF				85ºF				95ºF				105ºF				115ºF			
			Entering Indoor Wet Bulb Temperature																							
IDB	Airflow		59	63	67	71	59	63	67	71	59	63	67	71	59	63	67	71	59	63	67	71	59	63	67	71
70	1520	MBh	42.4	43.9	48.1	-	41.4	42.9	47.0	-	40.4	41.9	45.9	-	39.4	40.8	44.7	-	37.4	38.8	42.5	-	34.7	35.9	39.4	-
		S/T	0.73	0.61	0.42	-	0.75	0.63	0.44	-	0.77	0.65	0.45	-	0.80	0.67	0.46	-	0.83	0.69	0.48	-	0.83	0.70	0.48	-
		ΔT	19	16	12	-	19	16	12	-	19	16	12	-	19	16	12	-	19	16	12	-	17	15	11	-
		kW	2.43	2.49	2.57	-	2.64	2.70	2.79	-	2.82	2.89	2.99	-	2.98	3.05	3.16	-	3.12	3.19	3.31	-	3.24	3.31	3.43	-
		Amps	9.4	9.6	10.0	-	10.2	10.4	10.8	-	11.1	11.4	11.8	-	11.9	12.2	12.6	-	14.0	14.3	14.8	-	14.8	15.1	15.7	-
		HI PR	226	243	247	-	248	267	271	-	291	313	317	-	331	356	361	-	372	400	406	-	430	463	469	-
		Lo PR	118	122	133	-	121	125	137	-	125	129	141	-	129	133	145	-	131	136	148	-	135	139	152	-
	1350	MBh	41.1	42.6	46.7	-	40.2	41.6	45.6	-	39.2	40.6	44.5	-	38.3	39.6	43.4	-	36.3	37.7	41.3	-	33.7	34.9	38.2	-
		S/T	0.69	0.58	0.40	-	0.72	0.60	0.42	-	0.74	0.62	0.43	-	0.76	0.64	0.44	-	0.79	0.66	0.46	-	0.80	0.66	0.46	-
		ΔT	19	17	13	-	20	17	13	-	20	17	13	-	20	17	13	-	20	17	13	-	18	16	12	-
		kW	2.41	2.47	2.55	-	2.61	2.68	2.77	-	2.80	2.86	2.96	-	2.95	3.03	3.13	-	3.09	3.16	3.28	-	3.21	3.28	3.40	-
		Amps	9.3	9.5	9.9	-	10.1	10.3	10.7	-	11.0	11.3	11.7	-	11.8	12.1	12.5	-	13.8	14.2	14.7	-	14.6	15.0	15.5	-
		HI PR	224	241	244	-	246	264	268	-	288	309	314	-	328	352	357	-	369	397	402	-	426	458	465	-
		Lo PR	117	120	131	-	120	124	135	-	124	128	140	-	128	132	144	-	130	134	146	-	133	137	150	-
	1180	MBh	38.0	39.3	43.1	-	37.1	38.4	42.1	-	36.2	37.5	41.1	-	35.3	36.6	40.1	-	33.5	34.8	38.1	-	31.1	32.2	35.3	-
		S/T	0.67	0.56	0.39	-	0.69	0.58	0.40	-	0.71	0.59	0.41	-	0.73	0.61	0.42	-	0.76	0.64	0.44	-	0.77	0.64	0.44	-
		ΔT	20	17	13	-	20	17	13	-	20	17	13	-	20	17	13	-	20	17	13	-	19	16	12	-
		kW	2.39	2.44	2.53	-	2.59	2.65	2.75	-	2.77	2.84	2.94	-	2.93	3.00	3.10	-	3.06	3.14	3.25	-	3.18	3.25	3.37	-
		Amps	9.2	9.4	9.8	-	10.0	10.2	10.6	-	10.9	11.2	11.6	-	11.7	12.0	12.4	-	13.7	14.0	14.5	-	14.5	14.8	15.4	-
		HI PR	222	238	242	-	243	262	265	-	285	306	311	-	325	349	354	-	365	393	398	-	422	454	460	-
		Lo PR	116	119	130	-	119	123	134	-	123	127	138	-	126	130	142	-	129	133	145	-	132	136	149	-
75	1520	MBh	43.1	44.3	48.0	51.5	42.1	43.3	46.9	50.3	41.1	42.3	45.8	49.1	40.1	**41.3**	44.7	47.9	38.1	39.2	42.4	45.5	35.3	36.3	39.3	42.2
		S/T	0.83	0.74	0.56	0.36	0.86	0.77	0.58	0.37	0.88	0.79	0.59	0.38	0.91	**0.81**	0.61	0.39	0.94	0.84	0.64	0.41	0.95	0.85	0.64	0.41
		ΔT	22	20	16	11	22	20	16	11	22	20	16	11	22	**20**	17	11	22	20	16	11	20	19	15	11
		kW	2.43	2.49	2.57	2.67	2.64	2.70	2.79	2.89	2.82	2.89	2.99	3.10	2.98	**3.05**	3.16	3.28	3.12	3.19	3.31	3.43	3.24	3.31	3.43	3.56
		Amps	9.4	9.6	10.0	10.3	10.2	10.4	10.8	11.2	11.1	11.4	11.8	12.2	11.9	**12.2**	12.6	13.1	14.0	14.3	14.8	15.4	14.8	15.1	15.7	16.3
		HI PR	226	243	247	252	248	267	271	277	291	313	317	324	331	**356**	361	369	372	400	406	415	430	463	469	480
		Lo PR	118	122	133	141	121	125	137	146	125	129	141	150	129	**133**	145	154	131	136	148	158	135	139	152	161
	1350	MBh	41.8	43.1	46.6	50.0	40.8	42.1	45.5	48.9	39.9	41.1	44.4	47.7	38.9	**40.1**	43.4	46.5	37.0	38.0	41.2	44.2	34.2	35.2	38.1	40.9
		S/T	0.79	0.70	0.53	0.34	0.82	0.73	0.55	0.36	0.84	0.75	0.57	0.36	0.86	**0.77**	0.59	0.38	0.90	0.80	0.61	0.39	0.90	0.81	0.61	0.39
		ΔT	22	21	17	12	23	21	17	12	23	21	17	12	23	**21**	17	12	23	21	17	12	21	19	16	11
		kW	2.41	2.47	2.55	2.64	2.61	2.68	2.77	2.87	2.80	2.86	2.96	3.07	2.95	**3.03**	3.13	3.25	3.09	3.16	3.28	3.40	3.21	3.28	3.40	3.53
		Amps	9.3	9.5	9.9	10.2	10.1	10.3	10.7	11.1	11.0	11.3	11.7	12.1	11.8	**12.1**	12.5	13.0	13.8	14.2	14.7	15.3	14.6	15.0	15.5	16.1
		HI PR	224	241	244	250	246	264	268	274	288	309	314	321	328	**352**	357	365	369	397	402	411	426	458	465	475
		Lo PR	117	120	131	140	120	124	135	144	124	128	140	149	128	**132**	144	153	130	134	146	156	133	137	150	160
	1180	MBh	38.6	39.7	43.0	46.2	37.7	38.8	42.0	45.1	36.8	37.9	41.0	44.0	35.9	**37.0**	40.0	42.9	34.1	35.1	38.0	40.8	31.6	32.5	35.2	37.8
		S/T	0.76	0.68	0.51	0.33	0.79	0.70	0.53	0.34	0.81	0.72	0.55	0.35	0.83	**0.75**	0.56	0.36	0.87	0.77	0.59	0.38	0.87	0.78	0.59	0.38
		ΔT	23	21	17	12	23	21	17	12	23	21	17	12	23	**21**	18	12	23	21	17	12	21	20	16	11
		kW	2.39	2.44	2.53	2.62	2.59	2.65	2.75	2.84	2.77	2.84	2.94	3.04	2.93	**3.00**	3.10	3.22	3.06	3.14	3.25	3.37	3.18	3.25	3.37	3.49
		Amps	9.2	9.4	9.8	10.1	10.0	10.2	10.6	11.0	10.9	11.2	11.6	12.0	11.7	**12.0**	12.4	12.9	13.7	14.0	14.5	15.1	14.5	14.8	15.4	16.0
		HI PR	222	238	242	247	243	262	265	271	285	306	311	318	325	**349**	354	362	365	393	398	407	422	454	460	470
		Lo PR	116	119	130	139	119	123	134	143	123	127	138	147	126	**130**	142	151	129	133	145	154	132	136	149	158

IDB = Entering Indoor Dry Bulb Temperature

High and low pressures are measured at the liquid and suction service valves.

Shaded area reflects ACCA (TVA) conditions

kW = Total system power

Amps = outdoor unit amps (comp.+fan)

Expanded Cooling Data – DSXC180601A* / CA*F4961*6** +TXV / MBVC2000**-1 Low Stage (cont.)

			Outdoor Ambient Temperature																							
			65ºF				75ºF				85ºF				95ºF				105ºF				115ºF			
			Entering Indoor Wet Bulb Temperature																							
IDB	Airflow		59	63	67	71	59	63	67	71	59	63	67	71	59	63	67	71	59	63	67	71	59	63	67	71
80	1520	MBh	43.8	44.8	47.9	51.2	42.8	43.8	46.7	50.0	41.8	42.7	45.6	48.8	40.8	41.7	44.5	47.6	38.7	39.6	42.3	45.2	35.9	36.7	39.2	41.9
		S/T	0.91	0.85	0.69	0.52	0.94	0.88	0.72	0.54	0.96	0.90	0.74	0.55	1.00	0.93	0.76	0.57	1.00	0.97	0.79	0.59	1.00	1.00	0.79	0.59
		ΔT	24	23	20	16	24	23	20	16	24	23	20	16	25	23	20	16	23	23	20	16	22	22	19	15
		kW	2.43	2.49	2.57	2.67	2.64	2.70	2.79	2.89	2.82	2.89	2.99	3.10	2.98	3.05	3.16	3.28	3.12	3.19	3.31	3.43	3.24	3.31	3.43	3.56
		Amps	9.4	9.6	10.0	10.3	10.2	10.4	10.8	11.2	11.1	11.4	11.8	12.2	11.9	12.2	12.6	13.1	14.0	14.3	14.8	15.4	14.8	15.1	15.7	16.3
		HI PR	226	243	247	252	248	267	271	277	291	313	317	324	331	356	361	369	372	400	406	415	430	463	469	480
		Lo PR	118	122	133	141	121	125	137	146	125	129	141	150	129	133	145	154	131	136	148	158	135	139	152	161
	1350	MBh	42.6	43.5	46.5	49.7	41.6	42.5	45.4	48.5	40.6	41.5	44.3	47.4	39.6	40.5	**43.2**	46.2	37.6	38.4	41.1	43.9	34.8	35.6	38.0	40.7
		S/T	0.86	0.81	0.66	0.49	0.90	0.84	0.68	0.51	0.92	0.86	0.70	0.52	0.95	0.89	**0.72**	0.54	0.98	0.92	0.75	0.56	0.99	0.93	0.76	0.57
		ΔT	25	24	21	17	25	24	21	17	25	24	21	17	26	24	**21**	17	25	24	21	17	24	23	20	16
		kW	2.41	2.47	2.55	2.64	2.61	2.68	2.77	2.87	2.80	2.86	2.96	3.07	2.95	3.03	**3.13**	3.25	3.09	3.16	3.28	3.40	3.21	3.28	3.40	3.53
		Amps	9.3	9.5	9.9	10.2	10.1	10.3	10.7	11.1	11.0	11.3	11.7	12.1	11.8	12.1	**12.5**	13.0	13.8	14.2	14.7	15.3	14.6	15.0	15.5	16.1
		HI PR	224	241	244	250	246	264	268	274	288	309	314	321	328	352	**357**	365	369	397	402	411	426	458	465	475
		Lo PR	117	120	131	140	120	124	135	144	124	128	140	149	128	132	**144**	153	130	134	146	156	133	137	150	160
	1180	MBh	39.3	40.1	42.9	45.8	38.4	39.2	41.9	44.8	37.5	38.3	40.9	43.7	36.5	37.3	39.9	42.6	34.7	35.5	37.9	40.5	32.2	32.9	35.1	37.5
		S/T	0.83	0.78	0.64	0.48	0.86	0.81	0.66	0.49	0.89	0.83	0.68	0.51	0.91	0.86	0.70	0.52	0.95	0.89	0.72	0.54	0.96	0.90	0.73	0.55
		ΔT	26	24	21	17	26	25	22	17	26	25	22	17	26	25	22	17	26	25	21	17	24	23	20	16
		kW	2.39	2.44	2.53	2.62	2.59	2.65	2.75	2.84	2.77	2.84	2.94	3.04	2.93	3.00	3.10	3.22	3.06	3.14	3.25	3.37	3.18	3.25	3.37	3.49
		Amps	9.2	9.4	9.8	10.1	10.0	10.2	10.6	11.0	10.9	11.2	11.6	12.0	11.7	12.0	12.4	12.9	13.7	14.0	14.5	15.1	14.5	14.8	15.4	16.0
		HI PR	222	238	242	247	243	262	265	271	285	306	311	318	325	349	354	362	365	393	398	407	422	454	460	470
		Lo PR	116	119	130	139	119	123	134	143	123	127	138	147	126	130	142	151	129	133	145	154	132	136	149	158
85	1520	MBh	44.6	45.5	47.6	50.8	43.6	44.4	46.5	49.6	42.5	43.4	45.4	48.4	41.5	42.3	44.3	47.3	39.4	40.2	42.1	44.9	36.5	37.2	39.0	41.6
		S/T	0.95	0.92	0.83	0.67	0.98	0.95	0.86	0.70	1.00	0.97	0.88	0.71	1.00	1.00	0.91	0.74	1.00	1.00	0.94	0.76	1.00	1.00	0.95	0.77
		ΔT	26	25	24	21	26	26	24	21	26	26	24	21	25	26	24	21	24	24	24	21	22	23	22	19
		kW	2.43	2.49	2.57	2.67	2.64	2.70	2.79	2.89	2.82	2.89	2.99	3.10	2.98	3.05	3.16	3.28	3.12	3.19	3.31	3.43	3.24	3.31	3.43	3.56
		Amps	9.4	9.6	10.0	10.3	10.2	10.4	10.8	11.2	11.1	11.4	11.8	12.2	11.9	12.2	12.6	13.1	14.0	14.3	14.8	15.4	14.8	15.1	15.7	16.3
		HI PR	226	243	247	252	248	267	271	277	291	313	317	324	331	356	361	369	372	400	406	415	430	463	469	480
		Lo PR	118	122	133	141	121	125	137	146	125	129	141	150	129	133	145	154	131	136	148	158	135	139	152	161
	1350	MBh	43.3	44.1	46.2	49.3	42.3	43.1	45.2	48.2	41.3	42.1	44.1	47.0	40.3	41.1	43.0	45.9	38.3	39.0	40.9	43.6	35.4	36.1	37.8	40.4
		S/T	0.91	0.87	0.79	0.64	0.94	0.91	0.82	0.66	0.96	0.93	0.84	0.68	0.99	0.96	0.87	0.70	1.00	1.00	0.90	0.73	1.00	1.00	0.91	0.73
		ΔT	27	26	25	22	27	27	25	22	27	27	25	22	27	27	25	22	26	26	25	22	24	25	23	20
		kW	2.41	2.47	2.55	2.64	2.61	2.68	2.77	2.87	2.80	2.86	2.96	3.07	2.95	3.03	3.13	3.25	3.09	3.16	3.28	3.40	3.21	3.28	3.40	3.53
		Amps	9.3	9.5	9.9	10.2	10.1	10.3	10.7	11.1	11.0	11.3	11.7	12.1	11.8	12.1	12.5	13.0	13.8	14.2	14.7	15.3	14.6	15.0	15.5	16.1
		HI PR	224	241	244	250	246	264	268	274	288	309	314	321	328	352	357	365	369	397	402	411	426	458	465	475
		Lo PR	117	120	131	140	120	124	135	144	124	128	140	149	128	132	144	153	130	134	146	156	133	137	150	160
	1180	MBh	40.0	40.7	42.7	45.5	39.0	39.8	41.7	44.5	38.1	38.8	40.7	43.4	37.2	37.9	39.7	42.3	35.3	36.0	37.7	40.2	32.7	33.4	34.9	37.3
		S/T	0.87	0.84	0.76	0.62	0.91	0.87	0.79	0.64	0.93	0.90	0.81	0.66	0.96	0.92	0.83	0.68	0.99	0.96	0.87	0.70	1.00	0.97	0.87	0.71
		ΔT	27.2	27	25	22	28	27	26	22	28	27	26	22	28	27	26	22	27	27	25	22	25	25	24	21
		kW	2.39	2.44	2.53	2.62	2.59	2.65	2.75	2.84	2.77	2.84	2.94	3.04	2.93	3.00	3.10	3.22	3.06	3.14	3.25	3.37	3.18	3.25	3.37	3.49
		Amps	9.2	9.4	9.8	10.1	10.0	10.2	10.6	11.0	10.9	11.2	11.6	12.0	11.7	12.0	12.4	12.9	13.7	14.0	14.5	15.1	14.5	14.8	15.4	16.0
		HI PR	222	238	242	247	243	262	265	271	285	306	311	318	325	349	354	362	365	393	398	407	422	454	460	470
		Lo PR	116	119	130	139	119	123	134	143	123	127	138	147	126	130	142	151	129	133	145	154	132	136	149	158

IDB = Entering Indoor Dry Bulb Temperature

High and low pressures are measured at the liquid and suction service valves.

Shaded area reflects AHRI (TVA) conditions

kW = Total system power

Amps = outdoor unit amps (comp.+fan)

			Outdoor Ambient Temperature																							
			65ºF				75ºF				85ºF				95ºF				105ºF				115ºF			
			Entering Indoor Wet Bulb Temperature																							
IDB	Airflow		59	63	67	71	59	63	67	71	59	63	67	71	59	63	67	71	59	63	67	71	59	63	67	71
70	2250	MBh	58.5	60.6	66.4	-	57.1	59.2	64.9	-	55.8	57.8	63.3	-	54.4	56.4	61.8	-	51.7	53.6	58.7	-	47.9	49.6	54.4	-
		S/T	0.73	0.61	0.42	-	0.76	0.63	0.44	-	0.78	0.65	0.45	-	0.80	0.67	0.47	-	0.83	0.70	0.48	-	0.84	0.70	0.49	-
		ΔT	18	15	12	-	18	15	12	-	18	15	12	-	18	15	12	-	18	15	12	-	16	14	11	-
		kW	3.87	3.96	4.09	-	4.18	4.27	4.41	-	4.45	4.55	4.70	-	4.69	4.80	4.96	-	4.89	5.00	5.17	-	5.07	5.18	5.36	-
		Amps	13.8	14.2	14.7	-	15.0	15.4	15.9	-	16.4	16.8	17.4	-	17.6	18.0	18.7	-	20.6	21.2	21.9	-	21.8	22.4	23.2	-
		HI PR	241	259	263	-	265	285	289	-	310	333	338	-	353	380	385	-	397	427	433	-	459	493	500	-
		Lo PR	115	119	130	-	118	122	133	-	123	126	138	-	126	130	142	-	128	132	144	-	131	136	148	-
	2000	MBh	56.8	58.9	64.5	-	55.5	57.5	63.0	-	54.2	56.1	61.5	-	52.8	54.8	60.0	-	50.2	52.0	57.0	-	46.5	48.2	52.8	-
		S/T	0.70	0.58	0.40	-	0.72	0.60	0.42	-	0.74	0.62	0.43	-	0.77	0.64	0.44	-	0.80	0.66	0.46	-	0.80	0.67	0.46	-
		ΔT	18	16	12	-	18	16	12	-	18	16	12	-	19	16	12	-	18	16	12	-	17	15	11	-
		kW	3.84	3.93	4.05	-	4.15	4.24	4.38	-	4.41	4.51	4.66	-	4.65	4.75	4.91	-	4.85	4.96	5.13	-	5.02	5.14	5.31	-
		Amps	13.7	14.0	14.5	-	14.9	15.2	15.8	-	16.2	16.6	17.2	-	17.4	17.8	18.5	-	20.4	21.0	21.7	-	21.6	22.2	23.0	-
		HI PR	239	257	260	-	262	282	286	-	307	330	335	-	349	376	381	-	393	423	429	-	454	488	495	-
		Lo PR	114	118	128	-	117	121	132	-	121	125	137	-	125	128	140	-	127	131	143	-	130	134	147	-
	1750	MBh	52.4	54.3	59.5	-	51.2	53.1	58.1	-	50.0	51.8	56.8	-	48.8	50.5	55.4	-	46.3	48.0	52.6	-	42.9	44.5	48.7	-
		S/T	0.67	0.56	0.39	-	0.70	0.58	0.40	-	0.72	0.60	0.41	-	0.74	0.62	0.43	-	0.77	0.64	0.44	-	0.77	0.65	0.45	-
		ΔT	19	16	12	-	19	16	12	-	19	16	12	-	19	16	12	-	19	16	12	-	17	15	11	-
		kW	3.81	3.89	4.02	-	4.11	4.20	4.34	-	4.38	4.47	4.62	-	4.61	4.71	4.87	-	4.81	4.92	5.08	-	4.98	5.09	5.27	-
		Amps	13.5	13.9	14.4	-	14.7	15.1	15.6	-	16.1	16.5	17.1	-	17.2	17.7	18.3	-	20.2	20.8	21.5	-	21.4	22.0	22.7	-
		HI PR	236	254	258	-	259	279	283	-	304	327	331	-	346	372	377	-	389	419	424	-	450	484	490	-
		Lo PR	113	116	127	-	116	120	131	-	120	124	135	-	123	127	139	-	126	130	142	-	129	133	145	-
75	2250	MBh	59.5	61.3	66.3	71.2	58.1	59.8	64.8	69.5	56.7	58.4	63.2	67.8	55.3	**57.0**	61.7	66.2	52.6	54.1	58.6	62.9	48.7	50.1	54.3	58.3
		S/T	0.83	0.75	0.56	0.36	0.86	0.77	0.58	0.38	0.89	0.79	0.60	0.39	0.91	**0.82**	0.62	0.40	0.95	0.85	0.64	0.41	0.96	0.86	0.65	0.42
		ΔT	20	19	15	11	20	19	15	11	21	19	15	11	21	**19**	16	11	20	19	15	11	19	18	14	10
		kW	3.87	3.96	4.09	4.22	4.18	4.27	4.41	4.56	4.45	4.55	4.70	4.86	4.69	**4.80**	4.96	5.13	4.89	5.00	5.17	5.35	5.07	5.18	5.36	5.55
		Amps	13.8	14.2	14.7	15.2	15.0	15.4	15.9	16.6	16.4	16.8	17.4	18.1	17.6	**18.0**	18.7	19.4	20.6	21.2	21.9	22.8	21.8	22.4	23.2	24.1
		HI PR	241	259	263	269	265	285	289	295	310	333	338	345	353	**380**	385	393	397	427	433	443	459	493	500	511
		Lo PR	115	119	130	138	118	122	133	142	123	126	138	147	126	**130**	142	151	128	132	144	154	131	136	148	158
	2000	MBh	57.8	59.5	64.4	69.1	56.4	58.1	62.9	67.5	55.1	56.7	61.4	65.9	53.7	**55.3**	59.9	64.3	51.0	52.6	56.9	61.1	47.3	48.7	52.7	56.6
		S/T	0.79	0.71	0.54	0.35	0.82	0.74	0.56	0.36	0.84	0.76	0.57	0.37	0.87	**0.78**	0.59	0.38	0.90	0.81	0.61	0.39	0.91	0.82	0.62	0.40
		ΔT	21	19	16	11	21	20	16	11	21	20	16	11	22	**20**	16	11	21	20	16	11	20	18	15	10
		kW	3.84	3.93	4.05	4.19	4.15	4.24	4.38	4.52	4.41	4.51	4.66	4.82	4.65	**4.75**	4.91	5.08	4.85	4.96	5.13	5.31	5.02	5.14	5.31	5.50
		Amps	13.7	14.0	14.5	15.1	14.9	15.2	15.8	16.4	16.2	16.6	17.2	17.9	17.4	**17.8**	18.5	19.2	20.4	21.0	21.7	22.6	21.6	22.2	23.0	23.9
		HI PR	239	257	260	266	262	282	286	292	307	330	335	342	349	**376**	381	389	393	423	429	438	454	488	495	506
		Lo PR	114	118	128	137	117	121	132	141	121	125	137	145	125	**128**	140	149	127	131	143	152	130	134	147	156
	1750	MBh	53.3	54.9	59.4	63.8	52.1	53.6	58.0	62.3	50.8	52.3	56.7	60.8	49.6	**51.1**	55.3	59.3	47.1	48.5	52.5	56.4	43.6	44.9	48.6	52.2
		S/T	0.77	0.69	0.52	0.33	0.79	0.71	0.54	0.35	0.81	0.73	0.55	0.35	0.84	**0.75**	0.57	0.37	0.87	0.78	0.59	0.38	0.88	0.79	0.60	0.38
		ΔT	21	20	16	11	22	20	16	11	22	20	16	11	22	**20**	17	11	22	20	16	11	20	19	15	11
		kW	3.81	3.89	4.02	4.15	4.11	4.20	4.34	4.49	4.38	4.47	4.62	4.78	4.61	**4.71**	4.87	5.04	4.81	4.92	5.08	5.26	4.98	5.09	5.27	5.45
		Amps	13.5	13.9	14.4	14.9	14.7	15.1	15.6	16.2	16.1	16.5	17.1	17.7	17.2	**17.7**	18.3	19.0	20.2	20.8	21.5	22.3	21.4	22.0	22.7	23.6
		HI PR	236	254	258	263	259	279	283	289	304	327	331	339	346	**372**	377	386	389	419	424	434	450	484	490	501
		Lo PR	113	116	127	135	116	120	131	139	120	124	135	144	123	**127**	139	148	126	130	142	151	129	133	145	155

IDB = Entering Indoor Dry Bulb Temperature

High and low pressures are measured at the liquid and suction service valves.

Shaded area reflects ACCA (TVA) conditions

kW = Total system power

Amps = outdoor unit amps (comp.+fan)

Expanded Cooling Data – DSXC180601A* / CA*F4961*6** +TXV / MBVC2000**-1 High Stage (cont.)

			Outdoor Ambient Temperature																							
			65ºF				75ºF				85ºF				95ºF				105ºF				115ºF			
			Entering Indoor Wet Bulb Temperature																							
IDB	Airflow		59	63	67	71	59	63	67	71	59	63	67	71	59	63	67	71	59	63	67	71	59	63	67	71
80	2250	MBh	60.6	61.9	66.1	70.7	59.1	60.4	64.6	69.0	57.7	59.0	63.0	67.4	56.3	57.6	61.5	65.7	53.5	54.7	58.4	62.4	49.6	50.6	54.1	57.8
		S/T	0.91	0.86	0.70	0.52	0.95	0.89	0.72	0.54	1.00	0.91	0.74	0.55	1.00	0.94	0.77	0.57	1.00	1.00	0.79	0.59	1.00	1.00	0.80	0.60
		ΔT	23	22	19	15	23	22	19	15	24	22	19	15	23	22	19	15	22	22	19	15	20	21	18	14
		kW	3.87	3.96	4.09	4.22	4.18	4.27	4.41	4.56	4.45	4.55	4.70	4.86	4.69	4.80	4.96	5.13	4.89	5.00	5.17	5.35	5.07	5.18	5.36	5.55
		Amps	13.8	14.2	14.7	15.2	15.0	15.4	15.9	16.6	16.4	16.8	17.4	18.1	17.6	18.0	18.7	19.4	20.6	21.2	21.9	22.8	21.8	22.4	23.2	24.1
		HI PR	241	259	263	269	265	285	289	295	310	333	338	345	353	380	385	393	397	427	433	443	459	493	500	511
		Lo PR	115	119	130	138	118	122	133	142	123	126	138	147	126	130	142	151	128	132	144	154	131	136	148	158
	2000	MBh	58.8	60.1	64.2	68.6	57.4	58.7	62.7	67.0	56.1	57.3	61.2	65.4	54.7	55.9	**59.7**	63.8	52.0	53.1	56.7	60.6	48.1	49.2	52.5	56.2
		S/T	0.87	0.82	0.67	0.50	0.90	0.85	0.69	0.52	0.93	0.87	0.71	0.53	0.96	0.90	**0.73**	0.55	0.99	0.93	0.76	0.57	1.00	0.94	0.76	0.57
		ΔT	24	23	20	16	24	23	20	16	24	23	20	16	24	23	**20**	16	24	23	20	16	22	21	18	15
		kW	3.84	3.93	4.05	4.19	4.15	4.24	4.38	4.52	4.41	4.51	4.66	4.82	4.65	4.75	**4.91**	5.08	4.85	4.96	5.13	5.31	5.02	5.14	5.31	5.50
		Amps	13.7	14.0	14.5	15.1	14.9	15.2	15.8	16.4	16.2	16.6	17.2	17.9	17.4	17.8	**18.5**	19.2	20.4	21.0	21.7	22.6	21.6	22.2	23.0	23.9
		HI PR	239	257	260	266	262	282	286	292	307	330	335	342	349	376	**381**	389	393	423	429	438	454	488	495	506
		Lo PR	114	118	128	137	117	121	132	141	121	125	137	145	125	128	**140**	149	127	131	143	152	130	134	147	156
	1750	MBh	54.3	55.4	59.2	63.3	53.0	54.2	57.9	61.9	51.7	52.9	56.5	60.4	50.5	51.6	55.1	58.9	48.0	49.0	52.3	56.0	44.4	45.4	48.5	51.8
		S/T	0.84	0.79	0.64	0.48	0.87	0.82	0.66	0.50	0.89	0.84	0.68	0.51	0.92	0.86	0.70	0.53	0.96	0.90	0.73	0.55	0.96	0.90	0.74	0.55
		ΔT	24	23	20	16	24	23	20	16	24	23	20	16	24	23	20	16	24	23	20	16	23	22	19	15
		kW	3.81	3.89	4.02	4.15	4.11	4.20	4.34	4.49	4.38	4.47	4.62	4.78	4.61	4.71	4.87	5.04	4.81	4.92	5.08	5.26	4.98	5.09	5.27	5.45
		Amps	13.5	13.9	14.4	14.9	14.7	15.1	15.6	16.2	16.1	16.5	17.1	17.7	17.2	17.7	18.3	19.0	20.2	20.8	21.5	22.3	21.4	22.0	22.7	23.6
		HI PR	236	254	258	263	259	279	283	289	304	327	331	339	346	372	377	386	389	419	424	434	450	484	490	501
		Lo PR	113	116	127	135	116	120	131	139	120	124	135	144	123	127	139	148	126	130	142	151	129	133	145	155
85	2250	MBh	61.6	62.8	65.8	70.2	60.2	61.3	64.2	68.5	58.7	59.9	62.7	66.9	57.3	58.4	61.2	65.3	54.4	55.5	58.1	62.0	50.4	51.4	53.8	57.4
		S/T	0.96	0.92	0.83	0.68	0.99	0.96	0.86	0.70	1.00	0.98	0.89	0.72	1.00	1.00	0.91	0.74	1.00	1.00	0.95	0.77	1.00	1.00	0.96	0.78
		ΔT	24	24	22	19	24	24	23	20	24	24	23	20	23	24	23	20	22	23	23	20	21	21	21	18
		kW	3.87	3.96	4.09	4.22	4.18	4.27	4.41	4.56	4.45	4.55	4.70	4.86	4.69	4.80	4.96	5.13	4.89	5.00	5.17	5.35	5.07	5.18	5.36	5.55
		Amps	13.8	14.2	14.7	15.2	15.0	15.4	15.9	16.6	16.4	16.8	17.4	18.1	17.6	18.0	18.7	19.4	20.6	21.2	21.9	22.8	21.8	22.4	23.2	24.1
		HI PR	241	259	263	269	265	285	289	295	310	333	338	345	353	380	385	393	397	427	433	443	459	493	500	511
		Lo PR	115	119	130	138	118	122	133	142	123	126	138	147	126	130	142	151	128	132	144	154	131	136	148	158
	2000	MBh	59.8	61.0	63.9	68.1	58.4	59.6	62.4	66.5	57.0	58.1	60.9	65.0	55.6	56.7	59.4	63.4	52.9	53.9	56.4	60.2	49.0	49.9	52.3	55.8
		S/T	0.91	0.88	0.80	0.65	0.95	0.91	0.82	0.67	0.97	0.94	0.85	0.69	1.00	0.97	0.87	0.71	1.00	1.00	0.91	0.73	1.00	1.00	0.91	0.74
		ΔT	25	25	23	20	25	25	24	20	25	25	24	20	26	25	24	21	24	25	23	20	23	23	22	19
		kW	3.84	3.93	4.05	4.19	4.15	4.24	4.38	4.52	4.41	4.51	4.66	4.82	4.65	4.75	4.91	5.08	4.85	4.96	5.13	5.31	5.02	5.14	5.31	5.50
		Amps	13.7	14.0	14.5	15.1	14.9	15.2	15.8	16.4	16.2	16.6	17.2	17.9	17.4	17.8	18.5	19.2	20.4	21.0	21.7	22.6	21.6	22.2	23.0	23.9
		HI PR	239	257	260	266	262	282	286	292	307	330	335	342	349	376	381	389	393	423	429	438	454	488	495	506
		Lo PR	114	118	128	137	117	121	132	141	121	125	137	145	125	128	140	149	127	131	143	152	130	134	147	156
	1750	MBh	55.2	56.3	58.9	62.9	53.9	55.0	57.6	61.4	52.6	53.7	56.2	60.0	51.4	52.4	54.8	58.5	48.8	49.7	52.1	55.6	45.2	46.1	48.2	51.5
		S/T	0.88	0.85	0.77	0.62	0.91	0.88	0.79	0.64	0.94	0.90	0.82	0.66	0.97	0.93	0.84	0.68	1.00	0.97	0.87	0.71	1.00	0.98	0.88	0.71
		ΔT	26	25	24	21	26	25	24	21	26	25	24	21	26	26	24	21	26	25	24	21	24	24	22	19
		kW	3.81	3.89	4.02	4.15	4.11	4.20	4.34	4.49	4.38	4.47	4.62	4.78	4.61	4.71	4.87	5.04	4.81	4.92	5.08	5.26	4.98	5.09	5.27	5.45
		Amps	13.5	13.9	14.4	14.9	14.7	15.1	15.6	16.2	16.1	16.5	17.1	17.7	17.2	17.7	18.3	19.0	20.2	20.8	21.5	22.3	21.4	22.0	22.7	23.6
		HI PR	236	254	258	263	259	279	283	289	304	327	331	339	346	372	377	386	389	419	424	434	450	484	490	501
		Lo PR	113	116	127	135	116	120	131	139	120	124	135	144	123	127	139	148	126	130	142	151	129	133	145	155

IDB = Entering Indoor Dry Bulb Temperature

Shaded area reflects AHRI (TVA) conditions

kW = Total system power

High and low pressures are measured at the liquid and suction service valves.

Amps = outdoor unit amps (comp.+fan)

Outdoor Unit	Indoor Units		Cooling Ratings				CFM	AHRI #
	Coils/Air Handlers	Furnaces	Total[1]	Sens.[1]	SEER[2]	EER[3]		
GSXC18 0241B*	AVPTC24B14A*		23,000	17,400	17.0	13.0	780	10332296
	AVPTC25B14A*		23,000	17,400	17.0	13.0	800	10332295
	AVPTC29B14A*		24,000	18,200	18.0	14.0	760	10332297
	AVPTC30C14A*		23,400	17,600	17.5	13.5	800	10332298
	CA*F3137*6A*+EEP+TXV		23,400	17,600	15.5	13.0	760	10332288
	CA*F3137*6A*+MBVC1200**-1A*+TXV		24,000	18,200	19.0	14.0	890	10332299
	CA*F3137*6A*+TXV	G*VC80603B*B*	24,000	18,200	18.0	14.0	820	10332303
	CA*F3137*6A*+TXV	G*VC80604B*B*	24,000	18,200	18.0	14.0	820	10332310
	CA*F3137*6A*+TXV	G*VC80803B*B*	24,000	18,200	18.0	14.0	850	10332316
	CA*F3137*6A*+TXV	G*VC960403BNA*	23,800	18,000	18.0	13.5	800	10332328
	CA*F3137*6A*+TXV	G*VC960603BNA*	23,800	18,000	18.0	13.5	820	10332335
	CA*F3137*6A*+TXV	G*VM970603BNA*	23,800	18,000	18.0	13.5	820	10332342
	CA*F3137*6A*+TXV	G*VC960803BNA*	23,800	18,000	18.0	13.5	820	10332349
	CA*F3137*6A*+TXV	G*VM970803BNA*	23,800	18,000	18.0	13.5	820	10332356
	CA*F3636*6D*+EEP+TXV		23,000	17,400	15.0	12.5	830	10332291
	CA*F3636*6D*+MBVC1200**-1A*+TXV		23,600	17,800	18.0	14.0	880	10332300
	CA*F3636*6D*+TXV	G*VC80603B*B*	23,600	17,800	18.0	13.5	820	10332304
	CA*F3636*6D*+TXV	G*VC80604B*B*	23,600	17,800	18.0	13.5	820	10332311
	CA*F3636*6D*+TXV	G*VC80803B*B*	23,400	17,600	18.0	13.5	850	10332317
	CA*F3636*6D*+TXV	G*VC960403BNA*	23,200	17,600	18.0	13.5	800	10332329
	CA*F3636*6D*+TXV	G*VC960603BNA*	23,200	17,600	18.0	13.5	820	10332336
	CA*F3636*6D*+TXV	G*VM970603BNA*	23,200	17,600	18.0	13.5	820	10332343
	CA*F3636*6D*+TXV	G*VC960803BNA*	23,200	17,600	18.0	13.5	820	10332350
	CA*F3636*6D*+TXV	G*VM970803BNA*	23,200	17,600	18.0	13.5	820	10332357
	CA*F3642*6D*+EEP+TXV		23,000	17,400	15.0	12.5	830	10332292
	CA*F3642*6D*+MBVC1200**-1A*+TXV		23,800	18,000	18.0	14.0	890	10332301
	CA*F3642*6D*+TXV	G*VC80603B*B*	23,800	18,000	18.0	13.5	820	10332305
	CA*F3642*6D*+TXV	G*VC80604B*B*	23,800	18,000	18.0	13.5	820	10332312
	CA*F3642*6D*+TXV	G*VC80803B*B*	23,600	17,800	18.0	13.5	850	10332318
	CA*F3642*6D*+TXV	G*VC80805C*B*	23,400	17,600	18.0	13.5	800	10332323
	CA*F3642*6D*+TXV	G*VC960403BNA*	23,400	17,600	18.0	13.5	800	10332330
	CA*F3642*6D*+TXV	G*VC960603BNA*	23,400	17,600	18.0	13.5	820	10332337
	CA*F3642*6D*+TXV	G*VM970603BNA*	23,400	17,600	18.0	13.5	820	10332344
	CA*F3642*6D*+TXV	G*VC960803BNA*	23,400	17,600	18.0	13.5	820	10332351
	CA*F3642*6D*+TXV	G*VM970803BNA*	23,400	17,600	18.0	13.5	820	10332358
	CA*F3743*6D*+TXV	G*VC80603B*B*	23,800	18,000	18.0	13.5	820	10332306
	CA*F3743*6D*+TXV	G*VC80803B*B*	23,600	17,800	18.0	13.5	850	10332319
	CA*F3743*6D*+TXV	G*VC80805C*B*	23,600	17,800	18.0	13.5	800	10332324
	CA*F3743*6D*+TXV	G*VC960403BNA*	23,600	17,800	18.0	13.5	800	10332331
	CA*F3743*6D*+TXV	G*VC960603BNA*	23,600	17,800	18.0	13.5	820	10332338
	CA*F3743*6D*+TXV	G*VM970603BNA*	23,600	17,800	18.0	13.5	820	10332345
	CA*F3743*6D*+TXV	G*VC960803BNA*	23,600	17,800	18.0	13.5	820	10332352
	CA*F3743*6D*+TXV	G*VM970803BNA*	23,600	17,800	18.0	13.5	820	10332359
	CHPF3636B6C*+EEP+TXV		23,200	17,600	15.0	12.5	830	10332293
	CHPF3636B6C*+TXV	G*VC80603B*B*	23,800	18,000	18.0	13.5	820	10332307
	CHPF3636B6C*+TXV	G*VC80604B*B*	23,800	18,000	18.0	13.5	820	10332313
	CHPF3636B6C*+TXV	G*VC80803B*B*	23,600	17,800	18.0	13.5	850	10332320

See Notes on Page 22.

Outdoor Unit	Indoor Units		Cooling Ratings				CFM	AHRI #
	Coils/Air Handlers	Furnaces	Total[1]	Sens.[1]	SEER[2]	EER[3]		
GSXC18 0241B* (Contd.)	CHPF3636B6C*+TXV	G*VC960403BNA*	23,400	17,600	18.0	13.5	800	10332332
	CHPF3636B6C*+TXV	G*VC960603BNA*	23,400	17,600	18.0	13.5	820	10332339
	CHPF3636B6C*+TXV	G*VM970603BNA*	23,400	17,600	18.0	13.5	820	10332346
	CHPF3636B6C*+TXV	G*VC960803BNA*	23,400	17,600	18.0	13.5	820	10332353
	CHPF3636B6C*+TXV	G*VM970803BNA*	23,400	17,600	18.0	13.5	820	10332360
	CHPF3642C6C*+EEP+TXV		23,200	17,600	15.0	12.5	830	10332294
	CHPF3642C6C*+MBVC1200**-1A*+TXV		24,000	18,200	18.0	14.0	890	10332302
	CHPF3642C6C*+TXV	G*VC80603B*B*	23,800	18,000	18.0	13.5	820	10332308
	CHPF3642C6C*+TXV	G*VC80604B*B*	23,800	18,000	18.0	13.5	820	10332314
	CHPF3642C6C*+TXV	G*VC80803B*B*	23,600	17,800	18.0	13.5	850	10332321
	CHPF3642C6C*+TXV	G*VC80805C*B*	23,600	17,800	18.0	13.5	800	10332325
	CHPF3642C6C*+TXV	G*VC960403BNA*	23,400	17,600	18.0	13.5	800	10332333
	CHPF3642C6C*+TXV	G*VC960603BNA*	23,400	17,600	18.0	13.5	820	10332340
	CHPF3642C6C*+TXV	G*VM970603BNA*	23,400	17,600	18.0	13.5	820	10332347
	CHPF3642C6C*+TXV	G*VC960803BNA*	23,400	17,600	18.0	13.5	820	10332354
	CHPF3642C6C*+TXV	G*VM970803BNA*	23,400	17,600	18.0	13.5	820	10332361
	CHPF3743C6B*+TXV	G*VC80805C*B*	23,600	17,800	18.0	13.5	800	10332326
	CSCF3642N6D*+TXV	G*VC80603B*B*	24,000	18,200	18.0	14.0	820	10332309
	CSCF3642N6D*+TXV	G*VC80604B*B*	24,000	18,200	18.0	14.0	820	10332315
	CSCF3642N6D*+TXV	G*VC80803B*B*	24,000	18,200	18.0	14.0	850	10332322
	CSCF3642N6D*+TXV	G*VC80805C*B*	23,800	18,000	18.0	14.0	800	10332327
	CSCF3642N6D*+TXV	G*VC960403BNA*	23,800	18,000	18.0	13.5	800	10332334
	CSCF3642N6D*+TXV	G*VC960603BNA*	23,800	18,000	18.0	13.5	820	10332341
	CSCF3642N6D*+TXV	G*VM970603BNA*	23,800	18,000	18.0	13.5	820	10332348
	CSCF3642N6D*+TXV	G*VC960803BNA*	23,800	18,000	18.0	13.5	820	10332355
	CSCF3642N6D*+TXV	G*VM970803BNA*	23,800	18,000	18.0	13.5	820	10332362
GSXC18 0361B*	AVPTC37C14A*		34,000	25,800	16.5	12.5	1,250	10332366
	AVPTC42D14A*		35,000	26,600	18.0	13.0	1,220	10332367
	AVPTC48C14A*		34,000	25,800	16.5	12.5	1,180	10332368
	AVPTC48D14A*		36,000	27,200	17.5	13.0	1,210	10332369
	AVPTC49D14A*		36,000	27,200	17.5	13.0	1,320	10332370
	AVPTC59C14A*		35,400	26,800	17.5	13.0	1,240	10332371
	CA*F3137*6A*+TXV	G*VC80603B*B*	34,000	25,800	17.0	12.5	1,100	10332384
	CA*F3137*6A*+TXV	G*VC80604B*B*	35,000	26,600	17.5	13.0	1,130	10332390
	CA*F3137*6A*+TXV	G*VC80803B*B*	34,000	25,800	17.0	13.0	1,100	10332396
	CA*F3137*6A*+TXV	G*VC960403BNA*	34,000	25,800	16.5	13.0	1,100	10332421
	CA*F3137*6A*+TXV	G*VC960603BNA*	34,000	25,800	17.0	13.0	1,140	10332427
	CA*F3137*6A*+TXV	G*VC960803BNA*	34,000	25,800	17.0	13.0	1,140	10332433
	CA*F3137*6A*+TXV	G*VM970603BNA*	34,000	25,800	17.0	13.0	1,140	10332456
	CA*F3137*6A*+TXV	G*VM970803BNA*	34,000	25,800	17.0	13.0	1,140	10332462
	CA*F3743*6D*+EEP+TXV		34,000	25,800	15.0	12.2	1,130	10332363
	CA*F3743*6D*+MBVC1600**-1A*+TXV		35,000	26,600	17.5	13.0	1,220	10332372
	CA*F3743*6D*+MBVC2000**-1A*+TXV		35,000	26,600	18.0	13.0	1,275	10332376
	CA*F3743*6D*+TXV	G*VC80603B*B*	34,000	25,800	17.0	13.0	1,100	10332382
	CA*F3743*6D*+TXV	G*VC80604B*B*	34,000	25,800	17.0	13.0	1,130	10332388
	CA*F3743*6D*+TXV	G*VC80803B*B*	34,000	25,800	17.0	13.0	1,100	10332394

See Notes on Page 22.

Outdoor Unit	Indoor Units		Cooling Ratings				CFM	AHRI #
	Coils/Air Handlers	Furnaces	Total[1]	Sens.[1]	SEER[2]	EER[3]		
GSXC18 0361B* (Contd.)	CA*F3743*6D*+TXV	G*VC80804C*B*	34,000	25,800	17.0	13.0	1,100	10332400
	CA*F3743*6D*+TXV	G*VC80805C*B*	35,000	26,600	17.0	13.0	1,200	10332405
	CA*F3743*6D*+TXV	G*VC80805D*B*	35,000	26,600	17.0	13.0	1,220	10332410
	CA*F3743*6D*+TXV	G*VC81005C*B*	35,000	26,600	17.0	13.0	1,200	10332414
	CA*F3743*6D*+TXV	G*VC960403BNA*	33,600	25,400	16.5	13.0	1,100	10332419
	CA*F3743*6D*+TXV	G*VC960603BNA*	33,600	25,400	16.0	12.5	1,140	10332425
	CA*F3743*6D*+TXV	G*VC960803BNA*	33,600	25,400	16.0	12.5	1,140	10332431
	CA*F3743*6D*+TXV	G*VC960804CNA*	34,400	26,000	17.0	13.0	1,120	10332437
	CA*F3743*6D*+TXV	G*VC961005CNA*	34,400	26,000	17.0	13.0	1,120	10332443
	CA*F3743*6D*+TXV	G*VC961205DNA*	34,600	26,200	17.0	13.0	1,150	10332449
	CA*F3743*6D*+TXV	G*VM970603BNA*	33,600	25,400	16.0	12.5	1,140	10332454
	CA*F3743*6D*+TXV	G*VM970803BNA*	33,600	25,400	16.0	12.5	1,140	10332460
	CA*F3743*6D*+TXV	G*VM970804CNA*	34,400	26,000	17.0	13.0	1,120	10332466
	CA*F3743*6D*+TXV	G*VM971005CNA*	34,400	26,000	17.0	13.0	1,120	10332472
	CA*F3743*6D*+TXV	G*VM971205DNA*	34,600	26,200	17.0	13.0	1,150	10332478
	CA*F4860*6D*+MBVC2000**-1A*+TXV		35,000	26,600	18.0	13.0	1,275	10332378
	CA*F4961*6D*+EEP+TXV		34,000	25,800	15.5	12.5	1,050	10332289
	CA*F4961*6D*+MBVC1600**-1A*+TXV		36,000	27,200	18.0	13.0	1,220	10332373
	CA*F4961*6D*+MBVC2000**-1A*+TXV		36,000	27,200	18.0	13.5	1,275	10332377
	CA*F4961*6D*+TXV	G*VC80603B*B*	35,000	26,600	18.0	13.0	1,100	10332383
	CA*F4961*6D*+TXV	G*VC80604B*B*	35,000	26,600	18.0	13.2	1,130	10332389
	CA*F4961*6D*+TXV	G*VC80803B*B*	35,000	26,600	18.0	13.0	1,100	10332395
	CA*F4961*6D*+TXV	G*VC80804C*B*	35,000	26,600	18.0	13.0	1,100	10332401
	CA*F4961*6D*+TXV	G*VC80805C*B*	36,000	27,200	18.0	13.7	1,200	10332406
	CA*F4961*6D*+TXV	G*VC80805D*B*	36,000	27,200	18.0	13.5	1,220	10332411
	CA*F4961*6D*+TXV	G*VC81005C*B*	36,000	27,200	18.0	13.5	1,200	10332415
	CA*F4961*6D*+TXV	G*VC960403BNA*	34,000	25,800	17.0	13.0	1,100	10332420
	CA*F4961*6D*+TXV	G*VC960603BNA*	34,000	25,800	17.0	13.0	1,140	10332426
	CA*F4961*6D*+TXV	G*VC960803BNA*	34,000	25,800	16.5	13.0	1,140	10332432
	CA*F4961*6D*+TXV	G*VC960804CNA*	34,600	26,200	17.5	13.0	1,120	10332438
	CA*F4961*6D*+TXV	G*VC961005CNA*	34,600	26,200	18.0	13.0	1,120	10332444
	CA*F4961*6D*+TXV	G*VC961205DNA*	34,800	26,400	18.0	13.0	1,150	10332450
	CA*F4961*6D*+TXV	G*VM970603BNA*	34,000	25,800	17.0	13.0	1,140	10332455
	CA*F4961*6D*+TXV	G*VM970803BNA*	34,000	25,800	16.5	13.0	1,140	10332461
	CA*F4961*6D*+TXV	G*VM970804CNA*	34,600	26,200	17.5	13.0	1,120	10332467
	CA*F4961*6D*+TXV	G*VM971005CNA*	34,600	26,200	18.0	13.0	1,120	10332473
	CA*F4961*6D*+TXV	G*VM971205DNA*	34,800	26,400	18.0	13.0	1,150	10332479
	CAPT4961*4A*	G*VC80603B*B*	35,000	26,600	17.5	13.0	1,100	10332385
	CAPT4961*4A*	G*VC80803B*B*	35,000	26,600	17.5	13.0	1,100	10332397
	CAPT4961*4A*	G*VC960403BNA*	34,000	25,800	16.5	13.0	1,100	10332422
	CAPT4961*4A*	G*VC960603BNA*	34,000	25,800	17.0	13.0	1,140	10332428
	CAPT4961*4A*	G*VC960803BNA*	34,000	25,800	16.5	13.0	1,140	10332434
	CAPT4961*4A*	G*VC960804CNA*	34,600	26,200	17.0	13.0	1,120	10332439
	CAPT4961*4A*	G*VC961005CNA*	34,600	26,200	17.0	13.0	1,120	10332445
	CAPT4961*4A*	G*VC961205DNA*	34,800	26,400	17.0	13.0	1,150	10332451
	CAPT4961*4A*	G*VM970603BNA*	34,000	25,800	17.0	13.0	1,140	10332457

See Notes on Page 22.

Outdoor Unit	Indoor Units		Cooling Ratings				CFM	AHRI #
	Coils/Air Handlers	Furnaces	Total[1]	Sens.[1]	SEER[2]	EER[3]		
GSXC18 0361B* (Contd.)	CAPT4961*4A*	G*VM970803BNA*	34,000	25,800	16.5	13.0	1,140	10332463
	CAPT4961*4A*	G*VM970804CNA*	34,600	26,200	17.0	13.0	1,120	10332468
	CAPT4961*4A*	G*VM971005CNA*	34,600	26,200	17.0	13.0	1,120	10332474
	CAPT4961*4A*	G*VM971205DNA*	34,800	26,400	17.0	13.0	1,150	10332480
	CHPF3642C6C*+MBVC1600**-1A*+TXV		35,000	26,600	17.0	13.0	1,220	10332374
	CHPF3642D6C*+MBVC2000**-1A*+TXV		34,000	25,800	17.0	13.0	1,275	10332379
	CHPF3743C6B*+MBVC1600**-1A*+TXV		35,000	26,600	17.0	13.0	1,220	10332375
	CHPF3743C6B*+TXV	G*VC80603B*B*	34,400	26,000	17.0	12.5	1,100	10332387
	CHPF3743C6B*+TXV	G*VC80604B*B*	35,000	26,600	17.0	13.0	1,130	10332391
	CHPF3743C6B*+TXV	G*VC80803B*B*	34,400	26,000	17.0	12.5	1,100	10332399
	CHPF3743C6B*+TXV	G*VC80804C*B*	34,400	26,000	17.0	12.5	1,100	10332402
	CHPF3743C6B*+TXV	G*VC80805C*B*	35,000	26,600	17.0	13.0	1,200	10332407
	CHPF3743C6B*+TXV	G*VC81005C*B*	35,000	26,600	17.0	13.0	1,200	10332416
	CHPF3743C6B*+TXV	G*VC960403BNA*	34,000	25,800	16.5	13.0	1,100	10332424
	CHPF3743C6B*+TXV	G*VC960603BNA*	33,600	25,400	16.5	13.0	1,140	10332430
	CHPF3743C6B*+TXV	G*VC960803BNA*	33,600	25,400	16.5	13.0	1,140	10332436
	CHPF3743C6B*+TXV	G*VC960804CNA*	34,000	25,800	17.0	13.0	1,120	10332441
	CHPF3743C6B*+TXV	G*VC961005CNA*	34,000	25,800	17.0	13.0	1,120	10332447
	CHPF3743C6B*+TXV	G*VM970603BNA*	33,600	25,400	16.5	13.0	1,140	10332459
	CHPF3743C6B*+TXV	G*VM970803BNA*	33,600	25,400	16.5	13.0	1,140	10332465
	CHPF3743C6B*+TXV	G*VM970804CNA*	34,000	25,800	17.0	13.0	1,120	10332470
	CHPF3743C6B*+TXV	G*VM971005CNA*	34,000	25,800	17.0	13.0	1,120	10332476
	CHPF3743D6B*+MBVC2000**-1A*+TXV		35,000	26,600	18.0	13.0	1,275	10332380
	CHPF3743D6B*+TXV	G*VC80604B*B*	35,000	26,600	17.5	13.0	1,130	10332392
	CHPF3743D6B*+TXV	G*VC80804C*B*	34,000	25,800	17.0	13.0	1,100	10332403
	CHPF3743D6B*+TXV	G*VC80805C*B*	35,000	26,600	17.0	13.0	1,200	10332408
	CHPF3743D6B*+TXV	G*VC80805D*B*	35,000	26,600	17.0	13.0	1,220	10332412
	CHPF3743D6B*+TXV	G*VC81005C*B*	35,000	26,600	17.0	13.0	1,200	10332417
	CHPF4860D6D*+EEP+TXV		34,000	25,800	15.0	12.5	1,130	10332364
	CHPF4860D6D*+MBVC2000**-1A*+TXV		36,000	27,200	18.0	13.5	1,275	10332381
	CHPF4860D6D*+TXV	G*VC80604B*B*	36,000	27,200	18.0	13.0	1,130	10332393
	CHPF4860D6D*+TXV	G*VC80804C*B*	35,000	26,600	17.5	13.0	1,100	10332404
	CHPF4860D6D*+TXV	G*VC80805C*B*	36,000	27,200	18.0	13.5	1,200	10332409
	CHPF4860D6D*+TXV	G*VC80805D*B*	36,000	27,200	18.0	13.5	1,220	10332413
	CHPF4860D6D*+TXV	G*VC81005C*B*	36,000	27,200	18.0	13.5	1,200	10332418
	CHPF4860D6D*+TXV	G*VC960804CNA*	34,600	26,200	17.5	13.0	1,120	10332442
	CHPF4860D6D*+TXV	G*VC961005CNA*	34,600	26,200	17.5	13.0	1,120	10332448
	CHPF4860D6D*+TXV	G*VC961205DNA*	34,800	26,400	17.5	13.0	1,150	10332453
	CHPF4860D6D*+TXV	G*VM970804CNA*	34,600	26,200	17.5	13.0	1,120	10332471
	CHPF4860D6D*+TXV	G*VM971005CNA*	34,600	26,200	17.5	13.0	1,120	10332477
	CHPF4860D6D*+TXV	G*VM971205DNA*	34,800	26,400	17.5	13.0	1,150	10332482
	CSCF3642N6D*+TXV	G*VC80603B*B*	34,400	26,000	17.0	13.0	1,100	10332386
	CSCF3642N6D*+TXV	G*VC80803B*B*	34,000	25,800	17.0	13.0	1,100	10332398
	CSCF3642N6D*+TXV	G*VC960403BNA*	34,000	25,800	16.5	13.0	1,100	10332423
	CSCF3642N6D*+TXV	G*VC960603BNA*	34,000	25,800	17.0	13.0	1,140	10332429
	CSCF3642N6D*+TXV	G*VC960803BNA*	34,000	25,800	16.5	13.0	1,140	10332435

See Notes on Page 22.

Outdoor Unit	Indoor Units		Cooling Ratings				CFM	AHRI #
	Coils/Air Handlers	Furnaces	Total[1]	Sens.[1]	SEER[2]	EER[3]		
GSXC18 0361B* (Contd.)	CSCF3642N6D*+TXV	G*VC960804CNA*	34,400	26,000	17.0	13.0	1,120	10332440
	CSCF3642N6D*+TXV	G*VC961005CNA*	34,200	25,800	17.0	13.0	1,120	10332446
	CSCF3642N6D*+TXV	G*VM970603BNA*	34,000	25,800	17.0	13.0	1,140	10332458
	CSCF3642N6D*+TXV	G*VM970803BNA*	34,000	25,800	16.5	13.0	1,140	10332464
	CSCF3642N6D*+TXV	G*VM970804CNA*	34,400	26,000	17.0	13.0	1,120	10332469
	CSCF3642N6D*+TXV	G*VM971005CNA*	34,200	25,800	17.0	13.0	1,120	10332475
	CSCF4860N6D*+EEP+TXV		34,000	25,800	15.0	12.5	1,130	10332365
	CSCF4860N6D*+TXV	G*VC961205DNA*	34,600	26,200	17.5	13.0	1,150	10332452
	CSCF4860N6D*+TXV	G*VM971205DNA*	34,600	26,200	17.5	13.0	1,150	10332481
GSXC18 0481B*	AVPTC48C14A*		46,000	34,800	16.5	12.5	1,450	10332486
	AVPTC48D14A*		48,000	36,400	18.0	13.0	1,700	10332487
	AVPTC59C14A*		46,000	34,800	16.5	12.5	1,490	10332488
	AVPTC61D14A*		48,000	36,400	18.0	13.0	1,720	10332489
	CA*F4860*6D*+EEP+TXV		47,000	35,600	15.0	12.0	1,420	10332483
	CA*F4961*6D*+EEP+TXV		48,000	36,400	15.5	12.5	1,400	10332290
	CA*F4961*6D*+MBVC1600**-1A*+TXV		47,000	35,600	17.5	13.0	1,560	10332490
	CA*F4961*6D*+MBVC2000**-1A*+TXV		48,000	36,400	18.0	13.5	1560	10332492
	CA*F4961*6D*+TXV	G*VC80805C*B*	48,000	36,400	18.0	13.3	1,400	10332494
	CA*F4961*6D*+TXV	G*VC80805D*B*	48,000	36,400	17.0	13.0	1,450	10332498
	CA*F4961*6D*+TXV	G*VC81005C*B*	48,000	36,400	17.0	13.0	1,440	10332502
	CA*F4961*6D*+TXV	G*VC960804CNA*	48,000	36,400	17.0	12.8	1,525	10332506
	CA*F4961*6D*+TXV	G*VC961005CNA*	48,000	36,400	18.0	13.0	1,450	10332510
	CA*F4961*6D*+TXV	G*VC961005DNA*	48,000	36,400	18.0	13.2	1,400	10332514
	CA*F4961*6D*+TXV	G*VC961205DNA*	48,000	36,400	18.0	13.0	1,400	10332518
	CA*F4961*6D*+TXV	G*VM970804CNA*	48,000	36,400	17.0	12.8	1,525	10332522
	CA*F4961*6D*+TXV	G*VM971005CNA*	48,000	36,400	18.0	13.0	1,450	10332526
	CA*F4961*6D*+TXV	G*VM971205DNA*	48,000	36,400	18.0	13.0	1,400	10332530
	CAPT4961*4A*	G*VC80805C*B*	48,000	36,400	18.0	13.3	1,400	10332495
	CAPT4961*4A*	G*VC80805D*B*	48,000	36,400	17.0	13.0	1,450	10332499
	CAPT4961*4A*	G*VC81005C*B*	48,000	36,400	17.0	13.0	1,440	10332503
	CAPT4961*4A*	G*VC960804CNA*	48,000	36,400	17.0	12.8	1,525	10332507
	CAPT4961*4A*	G*VC961005CNA*	48,000	36,400	18.0	13.0	1,450	10332511
	CAPT4961*4A*	G*VC961005DNA*	48,000	36,400	18.0	13.2	1,400	10332515
	CAPT4961*4A*	G*VC961205DNA*	48,000	36,400	18.0	13.0	1,400	10332519
	CAPT4961*4A*	G*VM970804CNA*	48,000	36,400	17.0	12.8	1,525	10332523
	CAPT4961*4A*	G*VM971005CNA*	48,000	36,400	18.0	13.0	1,450	10332527
	CAPT4961*4A*	G*VM971205DNA*	48,000	36,400	18.0	13.0	1,400	10332531
	CHPF4860D6D*+EEP+TXV		47,500	36,000	15.0	12.0	1,420	10332484
	CHPF4860D6D*+MBVC1600**-1A*+TXV		47,000	35,600	17.5	12.8	1,560	10332491
	CHPF4860D6D*+MBVC2000**-1A*+TXV		48,000	36,400	18.0	13.3	1560	10332493
	CHPF4860D6D*+TXV	G*VC80805C*B*	48,000	36,400	17.5	13.0	1400	10332496
	CHPF4860D6D*+TXV	G*VC80805D*B*	48,000	36,400	17.0	13.0	1,450	10332500
	CHPF4860D6D*+TXV	G*VC81005C*B*	47,500	36,000	17.0	12.2	1,440	10332504
	CHPF4860D6D*+TXV	G*VC960804CNA*	47,500	36,000	16.5	12.2	1,525	10332508
	CHPF4860D6D*+TXV	G*VC961005CNA*	47,500	36,000	17.0	12.8	1,450	10332512
	CHPF4860D6D*+TXV	G*VC961005DNA*	47,500	36,000	17.0	12.8	1,400	10332516

See Notes on Page 22.

Outdoor Unit	Indoor Units		Cooling Ratings				CFM	AHRI #
	Coils/Air Handlers	Furnaces	Total[1]	Sens.[1]	SEER[2]	EER[3]		
GSXC18 0481B* (Contd.)	CHPF4860D6D*+TXV	G*VC961205DNA*	47,500	36,000	17.5	12.8	1,400	10332520
	CHPF4860D6D*+TXV	G*VM970804CNA*	47,500	36,000	16.5	12.2	1,525	10332524
	CHPF4860D6D*+TXV	G*VM971005CNA*	47,500	36,000	17.0	12.8	1,450	10332528
	CHPF4860D6D*+TXV	G*VM971205DNA*	47,500	36,000	17.5	12.8	1,400	10332532
	CSCF4860N6D*+EEP+TXV		47,500	36,000	15.5	12.5	1,420	10332485
	CSCF4860N6D*+TXV	G*VC80805C*B*	47,000	35,600	17.0	13.0	1,400	10332497
	CSCF4860N6D*+TXV	G*VC80805D*B*	47,000	35,600	17.0	13.0	1,450	10332501
	CSCF4860N6D*+TXV	G*VC81005C*B*	47,000	35,600	17.0	12.5	1,440	10332505
	CSCF4860N6D*+TXV	G*VC960804CNA*	47,000	35,600	16.5	12.2	1,525	10332509
	CSCF4860N6D*+TXV	G*VC961005CNA*	47,000	35,600	17.0	12.8	1,450	10332513
	CSCF4860N6D*+TXV	G*VC961005DNA*	47,000	35,600	17.0	12.8	1,400	10332517
	CSCF4860N6D*+TXV	G*VC961205DNA*	47,000	35,600	17.5	12.8	1,400	10332521
	CSCF4860N6D*+TXV	G*VM970804CNA*	47,000	35,600	16.5	12.2	1,525	10332525
	CSCF4860N6D*+TXV	G*VM971005CNA*	47,000	35,600	17.0	12.8	1,450	10332529
	CSCF4860N6D*+TXV	G*VM971205DNA*	47,000	35,600	17.5	12.8	1400	10332533
DSXC18 0601A*	AVPTC60D14A*		58,000	42,000	16.0	11.8	1,780	5924370
	AVPTC61D14A*		57,000	41,000	16.0	12.5	1,795	9000368
	CA*F4961*6D*+EEP+TXV		57,000	41,000	15.0	12.0	1,500	5357217
	CA*F4961*6D*+MBVC2000**-1A*+TXV		58,000	42,000	17.0	12.0	2,000	4431669
	CA*F4961*6D*+TXV	A*VM971005CNA*	56,000	40,500	15.5	11.8	1,750	7356684
	CA*F4961*6D*+TXV	G*VC961205DNA*	56,000	40,500	16.0	11.8	1,600	7356563
	CA*F4961*6D*+TXV	A*VC961005CNA*	56,000	40,500	15.5	11.8	1,750	7356644
	CA*F4961*6D*+TXV	G*VM971205DNA*	56,000	40,500	16.0	11.8	1,600	7356603
	CA*F4961*6D*+TXV	A*VM971205DNA*	56,000	40,500	16.0	11.8	1,600	7356688
	CA*F4961*6D*+TXV	G*VM971005CNA*	56,000	40,500	15.5	11.8	1,750	7356599
	CA*F4961*6D*+TXV	G*VC961005CNA*	56,000	40,500	15.5	11.8	1,750	7356559
	CA*F4961*6D*+TXV	A*VC961205DNA*	56,000	40,500	16.0	11.8	1,600	7356648
	CAPT4961*4A*	G*VC961205DNA*	56,000	40,500	16.0	11.8	1,600	7356564
	CAPT4961*4A*	G*VM971005CNA*	56,000	40,500	15.5	11.8	1,750	7356600
	CAPT4961*4A*	A*VM971005CNA*	56,000	40,500	15.5	11.8	1,750	7356685
	CAPT4961*4A*	A*VC961205DNA*	56,000	40,500	16.0	11.8	1,600	7356649
	CAPT4961*4A*	G*VM971205DNA*	56,000	40,500	16.0	11.8	1,600	7356604
	CAPT4961*4A*	G*VC961005CNA*	56,000	40,500	15.5	11.8	1,750	7356560
	CAPT4961*4A*	A*VM971205DNA*	56,000	40,500	16.0	11.8	1,600	7356689
	CAPT4961*4A*	A*VC961005CNA*	56,000	40,500	15.5	11.8	1,750	7356645
	CHPF4860D6D*+EEP+TXV		57,000	41,000	15.0	12.0	1,500	5357218
	CHPF4860D6D*+MBVC2000**-1A*+TXV		58,000	42,000	17.0	12.0	2,000	3654439
	CHPF4860D6D*+TXV	G*VM971205DNA*	56,000	40,500	16.0	11.8	1,600	7356605
	CHPF4860D6D*+TXV	G*VC961005CNA*	56,000	40,500	15.5	11.8	1,750	7356561
	CHPF4860D6D*+TXV	A*VC961205DNA*	56,000	40,500	16.0	11.8	1,600	7356650
	CHPF4860D6D*+TXV	A*VM971205DNA*	56,000	40,500	16.0	11.8	1,600	7356690
	CHPF4860D6D*+TXV	G*VM971005CNA*	56,000	40,500	15.5	11.8	1,750	7356601
	CHPF4860D6D*+TXV	G*VC961205DNA*	56,000	40,500	16.0	11.8	1,600	7356565
	CHPF4860D6D*+TXV	A*VM971005CNA*	56,000	40,500	15.5	11.8	1,750	7356686
	CHPF4860D6D*+TXV	A*VC961005CNA*	56,000	40,500	15.5	11.8	1,750	7356646
	CSCF4860N6D*+EEP+TXV		57,000	41,000	15.0	12.0	1,500	5357219

See Notes on Page 22.

Outdoor Unit	Indoor Units		Cooling Ratings				CFM	AHRI #
	Coils/Air Handlers	Furnaces	Total[1]	Sens.[1]	SEER[2]	EER[3]		
DSXC18 0601A* (Contd.)	CSCF4860N6D*+TXV	G*VC961005CNA*	56,000	40,500	15.5	11.8	1,750	7356562
	CSCF4860N6D*+TXV	A*VC961005CNA*	56,000	40,500	15.5	11.8	1,750	7356647
	CSCF4860N6D*+TXV	G*VM971205DNA*	55,500	40,000	15.5	11.8	1,600	7356606
	CSCF4860N6D*+TXV	G*VC961205DNA*	55,500	40,000	15.5	11.8	1,600	7356566
	CSCF4860N6D*+TXV	A*VC961205DNA*	55,500	40,000	15.5	11.8	1,600	7356651
	CSCF4860N6D*+TXV	A*VM971205DNA*	55,500	40,000	15.5	11.8	1,600	7356691
	CSCF4860N6D*+TXV	G*VM971005CNA*	56,000	40,500	15.5	11.8	1,750	7356602
	CSCF4860N6D*+TXV	A*VM971005CNA*	56,000	40,500	15.5	11.8	1,750	7356687

[1] BTU/h
[2] Seasonal Energy Efficiency Ratio; Certified per AHRI 210/240 @ 80°F/ 67°F/ 95°F
[3] Energy Efficiency Ratio @ 80°F/ 67°F/ 95°F

Notes

- Always check the S&R plate for electrical data on the unit being installed.
- When matching the outdoor unit to the indoor unit, use the piston supplied with the outdoor unit or that specified on the piston kit chart supplied with the indoor unit.
- EEP - Order from Service Dept. Part No. B13707-38 or new Solid State Board B13707-35S. Part No. B13707-38 is not interchangeable with B13707-35S. The Daikin brand gas furnace contains the EEP cooling time delay.

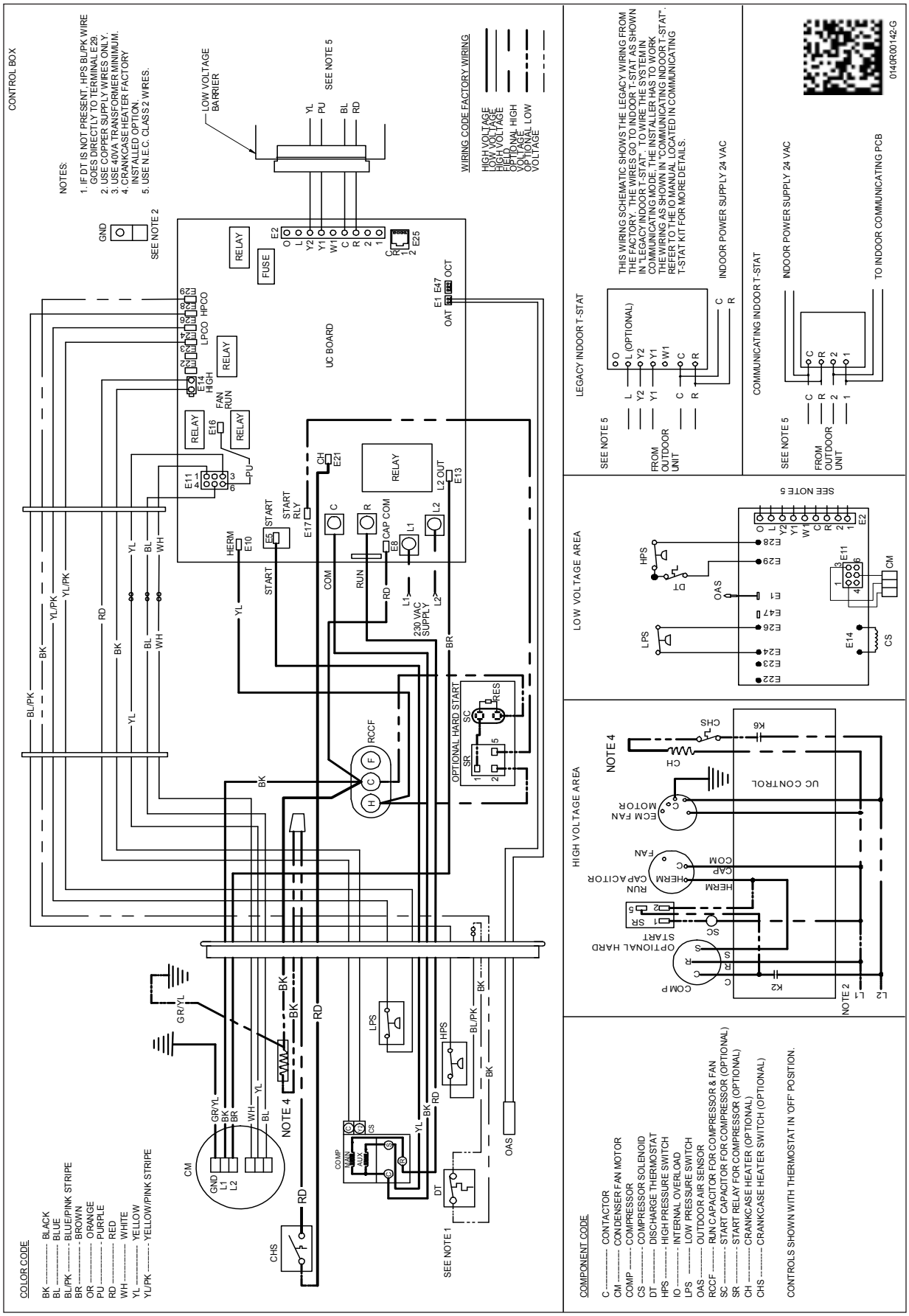

WARNING

High Voltage: Disconnect all power before servicing or installing this unit. Multiple power sources may be present. Failure to do so may cause property damage, personal injury, or death.

Wiring is subject to change. Always refer to the wiring diagram or the unit for the most up-to-date wiring.

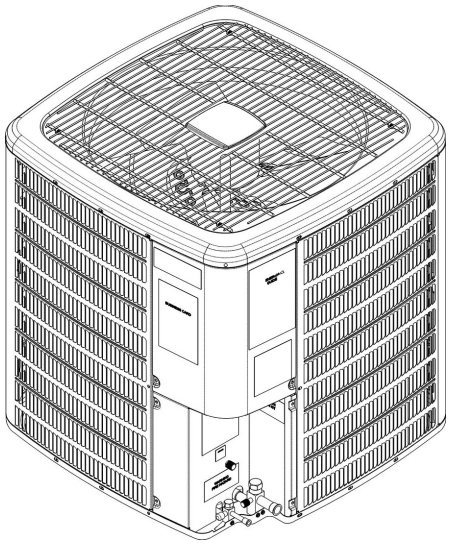

Model	Dimensions		
	W"	D"	H"
GSXC180241*	35½	35½	38¼
GSXC180361*	35½	35½	38¼
GSXC180481*	35½	35½	40
DSXC180601A*	35½	35½	38¼

ECN	REV	ZONE	DESCRIPTION	CHK	D	DATE
XXXXXXX	A	XXXXX		–	GL	

Goodman Manufacturing Co., LP

DSXC18

SPECIAL CHARACTERISTICS:

= 6SIGMA CRITICAL CHARACTERISTIC SIGNIFICANT CHARACTERISTIC

COMPONENTS AND MATERIALS SPECIFIED HEREIN WILL ALSO CONFORM TO THE APPLICABLE SECTION OF GOODMAN MSP 824.01 WORKMANSHIP STANDARD FOR FIT, FEEL AND FINISH.

CONFIDENTIAL PROPERTY OF THE GOODMAN MANUFACTURING COMPANY, L.P. NOT TO BE DISCLOSED TO OTHERS, COPIED, OR USED FOR ANY PURPOSE EXCEPT AS AUTHORIZED IN WRITING. MUST BE RETURNED UPON DEMAND, ON COMPLETION OF ORDER, OR OTHER PURPOSE FOR WHICH IT WAS LENT.

DRAWING TO BE INTERPRETED IN ACCORDANCE WITH ASME Y14.100

DIMENSIONS ARE IN INCHES UNLESS OTHERWISE NOTED

TOLERANCES: ANGLES ± 1.5° .X : ± .1 .XX : ± .03 .XXX : ± .015 HOLE Ø : ± .005 TUBE CUT LG: ± .063

DWN BY: ENG.: DO NOT SCALE DRAWING

SHT 1 OF 1

REV A

Accessories

Model	Description	GSXC18 024**	GSXC18 036**	GSXC18 048**	DSXC18 060**
ABK-20	Anchor Bracket Kit	X	X	X	X
ASC-01	Anti-Short Cycle Kit	X	X	X	X
B1141643	24V Transformer	X	X	X	X
CSR-U-1	Hard-start Kit	X	X	X	
CSR-U-2	Hard-start Kit				
CSR-U-3	Freeze Protection Kit				X
FSK01A	Liquid Line Solenoid Valve	X	X	X	X
LSK02A	Outdoor Thermostat/Lockout Thermostat	X	X	X	X
OT18-60A	TXV kit	X	X	X	X
TX2N4	TXV kit	X			
TX3N4	TXV kit		X		
TX5N4	TXV kit			X	X

◊ Contains 20 brackets; four brackets needed to anchor unit to pad

1 This component is included in the CTK01AA communicating thermostat kit.

2 Installed on indoor coil

3 Available in 24V legacy mode only. This feature is integrated in the communicating mode.

4 Condensing units and heat pumps with reciprocating compressors require the use of start-assist components when used in conjunction with an indoor coil using a non-bleed thermal expansion valve refrigerant metering device or liquid line solenoid kit. The TXV should always be sized based on the tonnage of the outdoor unit.

Amana® is a trademark of Maytag Corporation or its related companies and used under license to Goodman Company, L.P. All rights reserved. Our continuing commitment to quality products may mean a change in specifications without notice. ©2016 Goodman Company, L.P. • Houston, Texas • Printed in the USA.

DSXC18

Production of DSXC180361 and DSXC180481 ceased on July 3, 2017, when those models were replaced by GSXC180361 and GSXC180481. Specification Sheets for DSXC18 units will continue to be available at www.goodmanmfg.com until January 1, 2018. After this time they will be available upon request.

DSXC180601 will also be transitioned to GSXC180601 prior to January 2018, at which point Specification Sheets will be revised to reflect those changes as well.

DSXC18

Cooling Capacity : 35,000 - 57,000 BTU/h

High-Efficiency Split System Air Conditioner Up to 18 SEER

Contents

Nomenclature 2
Product Specifications.....3
Expanded Cooling Data.....4
AHRI Ratings.....16
Wiring Diagram 23
Dimensions 24
Accessories.....24

Standard Features

- Two-Stage Copeland® UltraTech™ scroll compressor
- High-density foam compressor sound blanket
- ComfortNet™ Communications System compatible
- Expanded ComfortAlert™ diagnostics built in
- Set-up capable with two low-voltage wires to outdoor unit
- Two-speed, super-quiet ECM outdoor fan motor
- Diagnostic indicator lights and storage of six fault codes
- Color-coded terminal strip for non-communicating set-up
- High- and low-pressure switches
- Factory-installed filter drier
- Coil and ambient temperature sensors
- Sweat connection service valves with easy access to gauge ports
- AHRI Certified; ETL Listed

Cabinet Features

- Heavy-gauge galvanized-steel cabinet with sound control top
- Baked-on powder-paint finish with 500-hour salt-spray approval
- Wire fan discharge grille
- Steel louver coil guard
- Top and side maintenance access
- Single-panel access to controls with space provided for field-installed accessories
- When properly anchored, meets the 2010 Florida Building Code unit integrity requirements for hurricane-type winds (Anchor bracket kits available.)

* Complete warranty details available from your local dealer or at www.amana-hac.com. To receive the Lifetime Compressor Limited Warranty (good for as long as you own your home), 10-Year Unit Replacement Limited Warranty and 10-Year Parts Limited Warranty, online registration must be completed within 60 days of installation. Online registration is not required in California or Québec.

Amana® is a trademark of Maytag Corporation or its related companies and used under license to Goodman Company, L.P., Houston, Texas.

Supersedes 7/15

D	S	X	C	18	036	1	AA
1	2	3	4	5,6	7,8,9	10	11,12

Brand

D Amana® Distinctions® High Feature Set

Product Category

S Split System

Unit Type

X Condenser R-410A

Z Heat Pump R-410A

Communication Feature

C ComfortNet 4-wire communications ready

Efficiency

16 16 SEER 18 18 SEER 20 20 SEER

Nominal Capacity

024 2 Tons 048 4 Tons

036 3 Tons 060 5 Tons

Electrical

1 - 208/230 V, 1 Phase, 60 Hz

Engineering *

Major/ Minor Revisions

* Not used for order or inventory control

	DSXC18 0361A	DSXC18 0481A	DSXC18 0601A
Cooling Capacity			
Nominal Cooling (BTU/h)	35,000	47,000	57,000
Decibels	71	72	74
Compressor			
RLA	15.3	21.2	27.1
LRA	83	104	152.9
Condenser Fan Motor			
Horsepower (RPM)	⅓	⅓	⅓
FLA	2.80	2.80	2.80
Refrigeration System			
Refrigerant Line Size[1]			
Liquid Line Size (“O.D.)	⅜"	⅜"	⅜"
Suction Line Size (“O.D.)	⅞"	1⅛"	1⅛"
Refrigerant Connection Size			
Liquid Valve Size (“O.D.)	⅜"	⅜"	⅜"
Suction Valve Size (“O.D.)	⅞"	⅞"	⅞"
Valve Connection Type	Sweat	Sweat	Sweat
Refrigerant Charge	184	259	259
Expansion Device	TXV	TXV	TXV
Superheat at Service Valve	7-9°F	7-9°F	7-9°F
Subcooling at Service Valve	5-7°F	5-7°F	5-7°F
Electrical Data			
Voltage-Phase-Hz	208/230-1-60	208/230-1-60	208/230-1-60
Minimum Circuit Ampacity [1]	21.9	29.3	36.7
Max. Overcurrent Protection [2]	35	50	60
Min / Max Volts	197 / 253	197 / 253	197 / 253
Electrical Conduit Size	½" or ¾"	½" or ¾"	½" or ¾"
Equipment Weight (lbs)	206	268	274
Ship Weight (lbs)	228	290	296

[1] Wire size should be determined in accordance with National Electrical Codes; extensive wire runs will require larger wire sizes

[2] Must use time-delay fuses or HACR-type circuit breakers of the same size as noted.

Notes

- Always check the S&R plate for electrical data on the unit being installed.
- Installer will need to supply ⅞” to 1⅛” adapters for suction line connections.
- Unit is charged with refrigerant for 15’ of ⅜” liquid line. System charge must be adjusted per Installation Instructions Final Charge Procedure.
- Installation of these units that require a TXV Kit to be installed on the indoor coil.
- PLEASE NOTE: the specified TXV is determined by the outdoor unit, not the indoor coil.

			Outdoor Ambient Temperature																							
			65ºF				75ºF				85ºF				95ºF				105ºF				115ºF			
			Entering Indoor Wet Bulb Temperature																							
IDB	Airflow		59	63	67	71	59	63	67	71	59	63	67	71	59	63	67	71	59	63	67	71	59	63	67	71
70	930	MBh	25.3	26.2	28.8	-	24.7	25.6	28.1	-	24.1	25.0	27.4	-	23.6	24.4	26.8	-	22.4	23.2	25.4	-	20.7	21.5	23.5	-
		S/T	0.76	0.63	0.44	-	0.79	0.66	0.45	-	0.81	0.67	0.47	-	0.83	0.70	0.48	-	0.86	0.72	0.50	-	0.87	0.73	0.50	-
		ΔT	19	16	12	-	19	17	13	-	19	17	13	-	19	17	13	-	19	17	13	-	18	15	12	-
		kW	1.30	1.33	1.38	-	1.41	1.45	1.50	-	1.51	1.55	1.60	-	1.60	1.63	1.69	-	1.67	1.71	1.77	-	1.73	1.77	1.84	-
		Amps	5.3	5.5	5.7	-	5.8	5.9	6.1	-	6.3	6.5	6.7	-	6.7	6.9	7.1	-	7.2	7.4	7.6	-	7.6	7.8	8.1	-
		HI PR	210	226	229	-	237	255	259	-	270	290	295	-	308	331	335	-	332	357	362	-	394	423	429	-
		Lo PR	124	128	140	-	128	132	144	-	132	136	149	-	135	140	153	-	138	143	156	-	142	146	159	-
	825	MBh	24.6	25.5	27.9	-	24.0	24.9	27.3	-	23.4	24.3	26.6	-	22.9	23.7	26.0	-	21.7	22.5	24.7	-	20.1	20.9	22.9	-
		S/T	0.72	0.60	0.42	-	0.75	0.63	0.43	-	0.77	0.64	0.44	-	0.79	0.66	0.46	-	0.82	0.69	0.48	-	0.83	0.69	0.48	-
		ΔT	20	17	13	-	20	17	13	-	20	17	13	-	20	18	13	-	20	17	13	-	19	16	12	-
		kW	1.29	1.32	1.37	-	1.40	1.43	1.48	-	1.50	1.53	1.59	-	1.58	1.62	1.68	-	1.65	1.69	1.75	-	1.72	1.76	1.82	-
		Amps	5.3	5.4	5.6	-	5.7	5.9	6.1	-	6.2	6.4	6.6	-	6.7	6.8	7.1	-	7.1	7.3	7.5	-	7.6	7.7	8.0	-
		HI PR	208	224	227	-	235	253	256	-	267	288	292	-	305	327	332	-	329	354	359	-	390	419	425	-
		Lo PR	123	127	138	-	126	130	142	-	131	135	147	-	134	138	151	-	137	141	154	-	140	145	158	-
	720	MBh	22.7	23.5	25.8	-	22.2	23.0	25.2	-	21.6	22.4	24.6	-	21.1	21.9	24.0	-	20.1	20.8	22.8	-	18.6	19.3	21.1	-
		S/T	0.70	0.58	0.40	-	0.72	0.60	0.42	-	0.74	0.62	0.43	-	0.77	0.64	0.44	-	0.79	0.66	0.46	-	0.80	0.67	0.46	-
		ΔT	20	18	13	-	20	18	13	-	20	18	13	-	21	18	14	-	20	18	13	-	19	16	12	-
		kW	1.28	1.31	1.36	-	1.39	1.42	1.47	-	1.48	1.52	1.57	-	1.57	1.60	1.66	-	1.64	1.68	1.74	-	1.70	1.74	1.80	-
		Amps	5.2	5.4	5.5	-	5.7	5.8	6.0	-	6.2	6.3	6.5	-	6.6	6.8	7.0	-	7.1	7.2	7.5	-	7.5	7.7	7.9	-
		HI PR	206	221	225	-	233	250	254	-	265	285	289	-	302	324	329	-	326	350	355	-	386	415	421	-
		Lo PR	122	125	137	-	125	129	141	-	129	133	146	-	133	137	150	-	135	140	153	-	139	143	156	-
75	930	MBh	25.8	26.5	28.7	30.8	25.2	25.9	28.0	30.1	24.6	25.3	27.4	29.4	24.0	**24.7**	26.7	28.7	22.8	23.4	25.4	27.2	21.1	21.7	23.5	25.2
		S/T	0.86	0.77	0.58	0.38	0.89	0.80	0.60	0.39	0.92	0.82	0.62	0.40	0.95	**0.85**	0.64	0.41	0.98	0.88	0.66	0.43	0.99	0.89	0.67	0.43
		ΔT	22	20	17	11	22	20	17	12	22	20	17	12	22	**21**	17	12	22	20	17	12	21	19	16	11
		kW	1.30	1.33	1.38	1.43	1.41	1.45	1.50	1.55	1.51	1.55	1.60	1.66	1.60	**1.63**	1.69	1.75	1.67	1.71	1.77	1.83	1.73	1.77	1.84	1.90
		Amps	5.3	5.5	5.7	5.9	5.8	5.9	6.1	6.4	6.3	6.5	6.7	6.9	6.7	**6.9**	7.1	7.4	7.2	7.4	7.6	7.9	7.6	7.8	8.1	8.4
		HI PR	210	226	229	234	237	255	259	265	270	290	295	301	308	**331**	335	343	332	357	362	370	394	423	429	439
		Lo PR	124	128	140	149	128	132	144	153	132	136	149	158	135	**140**	153	162	138	143	156	166	142	146	159	170
	825	MBh	25.0	25.7	27.9	29.9	24.4	25.1	27.2	29.2	23.8	24.5	26.6	28.5	23.3	**23.9**	25.9	27.8	22.1	22.8	24.6	26.4	20.5	21.1	22.8	24.5
		S/T	0.82	0.74	0.56	0.36	0.85	0.76	0.58	0.37	0.87	0.78	0.59	0.38	0.90	**0.81**	0.61	0.39	0.94	0.84	0.63	0.41	0.94	0.84	0.64	0.41
		ΔT	23	21	17	12	23	21	17	12	23	21	18	12	23	**22**	18	12	23	21	17	12	22	20	16	11
		kW	1.29	1.32	1.37	1.42	1.40	1.43	1.48	1.54	1.50	1.53	1.59	1.64	1.58	**1.62**	1.68	1.74	1.65	1.69	1.75	1.82	1.72	1.76	1.82	1.88
		Amps	5.3	5.4	5.6	5.8	5.7	5.9	6.1	6.3	6.2	6.4	6.6	6.9	6.7	**6.8**	7.1	7.4	7.1	7.3	7.5	7.8	7.6	7.7	8.0	8.3
		HI PR	208	224	227	232	235	253	256	262	267	288	292	298	305	**327**	332	339	329	354	359	367	390	419	425	435
		Lo PR	123	127	138	147	126	130	142	152	131	135	147	157	134	**138**	151	161	137	141	154	164	140	145	158	168
	720	MBh	23.1	23.8	25.7	27.6	22.5	23.2	25.1	27.0	22.0	22.7	24.5	26.3	21.5	**22.1**	23.9	25.7	20.4	21.0	22.7	24.4	18.9	19.5	21.1	22.6
		S/T	0.79	0.71	0.54	0.35	0.82	0.74	0.56	0.36	0.84	0.75	0.57	0.37	0.87	**0.78**	0.59	0.38	0.90	0.81	0.61	0.39	0.91	0.81	0.62	0.40
		ΔT	23	22	18	12	24	22	18	12	24	22	18	12	24	**22**	18	12	24	22	18	12	22	20	17	11
		kW	1.28	1.31	1.36	1.40	1.39	1.42	1.47	1.52	1.48	1.52	1.57	1.63	1.57	**1.60**	1.66	1.72	1.64	1.68	1.74	1.80	1.70	1.74	1.80	1.87
		Amps	5.2	5.4	5.5	5.8	5.7	5.8	6.0	6.2	6.2	6.3	6.5	6.8	6.6	**6.8**	7.0	7.3	7.1	7.2	7.5	7.8	7.5	7.7	7.9	8.2
		HI PR	206	221	225	230	233	250	254	259	265	285	289	295	302	**324**	329	336	326	350	355	363	386	415	421	430
		Lo PR	122	125	137	146	125	129	141	150	129	133	146	155	133	**137**	150	159	135	140	153	162	139	143	156	166

IDB = Entering Indoor Dry Bulb Temperature

High and low pressures are measured at the liquid and suction service valves.

Shaded area reflects ACCA (TVA) conditions

kW = Total system power

Amps = outdoor unit amps (comp.+fan)

			OUTDOOR AMBIENT TEMPERATURE																							
			65ºF				75ºF				85ºF				95ºF				105ºF				115ºF			
			ENTERING INDOOR WET BULB TEMPERATURE																							
IDB	AIRFLOW		59	63	67	71	59	63	67	71	59	63	67	71	59	63	67	71	59	63	67	71	59	63	67	71
80	930	MBh	26.2	26.8	28.6	30.6	25.6	26.2	28.0	29.9	25.0	25.5	27.3	29.2	24.4	24.9	26.6	28.5	23.2	23.7	25.3	27.0	21.5	21.9	23.4	25.0
		S/T	0.95	0.89	0.72	0.54	1.00	0.92	0.75	0.56	1.00	0.94	0.77	0.57	1.00	1.00	0.79	0.59	1.00	1.00	0.82	0.61	1.00	1.00	0.83	0.62
		ΔT	25	23	20	16	25	24	21	17	25	24	21	17	24	25	21	17	23	23	21	16	21	22	19	15
		kW	1.30	1.33	1.38	1.43	1.41	1.45	1.50	1.55	1.51	1.55	1.60	1.66	1.60	1.63	1.69	1.75	1.67	1.71	1.77	1.83	1.73	1.77	1.84	1.90
		Amps	5.3	5.5	5.7	5.9	5.8	5.9	6.1	6.4	6.3	6.5	6.7	6.9	6.7	6.9	7.1	7.4	7.2	7.4	7.6	7.9	7.6	7.8	8.1	8.4
		HI PR	210	226	229	234	237	255	259	265	270	290	295	301	308	331	335	343	332	357	362	370	394	423	429	439
		Lo PR	124	128	140	149	128	132	144	153	132	136	149	158	135	140	153	162	138	143	156	166	142	146	159	170
	825	MBh	25.4	26.0	27.8	29.7	24.9	25.4	27.1	29.0	24.3	24.8	26.5	28.3	23.7	24.2	**25.8**	27.6	22.5	23.0	24.6	26.2	20.8	21.3	22.7	24.3
		S/T	0.90	0.85	0.69	0.51	0.93	0.88	0.71	0.53	0.96	0.90	0.73	0.55	0.99	0.93	**0.76**	0.56	1.00	0.96	0.78	0.59	1.00	0.97	0.79	0.59
		ΔT	26	25	21	17	26	25	22	17	26	25	22	17	26	25	**22**	17	25	25	21	17	23	23	20	16
		kW	1.29	1.32	1.37	1.42	1.40	1.43	1.48	1.54	1.50	1.53	1.59	1.64	1.58	1.62	**1.68**	1.74	1.65	1.69	1.75	1.82	1.72	1.76	1.82	1.88
		Amps	5.3	5.4	5.6	5.8	5.7	5.9	6.1	6.3	6.2	6.4	6.6	6.9	6.7	6.8	**7.1**	7.4	7.1	7.3	7.5	7.8	7.6	7.7	8.0	8.3
		HI PR	208	224	227	232	235	253	256	262	267	288	292	298	305	327	**332**	339	329	354	359	367	390	419	425	435
		Lo PR	123	127	138	147	126	130	142	152	131	135	147	157	134	138	**151**	161	137	141	154	164	140	145	158	168
	720	MBh	23.5	24.0	25.6	27.4	22.9	23.4	25.0	26.8	22.4	22.9	24.5	26.1	21.9	22.3	23.9	25.5	20.8	21.2	22.7	24.2	19.2	19.6	21.0	22.4
		S/T	0.87	0.82	0.66	0.50	0.90	0.85	0.69	0.51	0.92	0.87	0.71	0.53	0.95	0.89	0.73	0.54	0.99	0.93	0.76	0.56	1.00	0.94	0.76	0.57
		ΔT	26	25	22	17	26	25	22	18	26	25	22	18	27	26	22	18	26	25	22	17	25	24	20	16
		kW	1.28	1.31	1.36	1.40	1.39	1.42	1.47	1.52	1.48	1.52	1.57	1.63	1.57	1.60	1.66	1.72	1.64	1.68	1.74	1.80	1.70	1.74	1.80	1.87
		Amps	5.2	5.4	5.5	5.8	5.7	5.8	6.0	6.2	6.2	6.3	6.5	6.8	6.6	6.8	7.0	7.3	7.1	7.2	7.5	7.8	7.5	7.7	7.9	8.2
		HI PR	206	221	225	230	233	250	254	259	265	285	289	295	302	324	329	336	326	350	355	363	386	415	421	430
		Lo PR	122	125	137	146	125	129	141	150	129	133	146	155	133	137	150	159	135	140	153	162	139	143	156	166
85	930	MBh	26.7	27.2	28.5	30.4	26.0	26.6	27.8	29.7	25.4	25.9	27.1	29.0	24.8	25.3	26.5	28.3	23.6	24.0	25.2	26.8	21.8	22.3	23.3	24.9
		S/T	0.99	0.96	0.86	0.70	1.00	0.99	0.89	0.73	1.00	1.00	0.92	0.74	1.00	1.00	0.95	0.77	1.00	1.00	0.98	0.80	1.00	1.00	0.99	0.80
		ΔT	26	26	24	21	26	26	25	21	25	26	25	21	25	25	25	21	23	24	24	21	22	22	23	20
		kW	1.30	1.33	1.38	1.43	1.41	1.45	1.50	1.55	1.51	1.55	1.60	1.66	1.60	1.63	1.69	1.75	1.67	1.71	1.77	1.83	1.73	1.77	1.84	1.90
		Amps	5.3	5.5	5.7	5.9	5.8	5.9	6.1	6.4	6.3	6.5	6.7	6.9	6.7	6.9	7.1	7.4	7.2	7.4	7.6	7.9	7.6	7.8	8.1	8.4
		HI PR	210	226	229	234	237	255	259	265	270	290	295	301	308	331	335	343	332	357	362	370	394	423	429	439
		Lo PR	124	128	140	149	128	132	144	153	132	136	149	158	135	140	153	162	138	143	156	166	142	146	159	170
	825	MBh	25.9	26.4	27.6	29.5	25.3	25.8	27.0	28.8	24.7	25.2	26.4	28.1	24.1	24.6	25.7	27.4	22.9	23.3	24.4	26.1	21.2	21.6	22.6	24.1
		S/T	0.95	0.91	0.82	0.67	0.98	0.95	0.85	0.69	1.00	0.97	0.88	0.71	1.00	1.00	0.90	0.73	1.00	1.00	0.94	0.76	1.00	1.00	0.95	0.77
		ΔT	27	27	25	22	28	27	26	22	28	27	26	22	27	27	26	22	25	26	26	22	24	24	24	21
		kW	1.29	1.32	1.37	1.42	1.40	1.43	1.48	1.54	1.50	1.53	1.59	1.64	1.58	1.62	1.68	1.74	1.65	1.69	1.75	1.82	1.72	1.76	1.82	1.88
		Amps	5.3	5.4	5.6	5.8	5.7	5.9	6.1	6.3	6.2	6.4	6.6	6.9	6.7	6.8	7.1	7.4	7.1	7.3	7.5	7.8	7.6	7.7	8.0	8.3
		HI PR	208	224	227	232	235	253	256	262	267	288	292	298	305	327	332	339	329	354	359	367	390	419	425	435
		Lo PR	123	127	138	147	126	130	142	152	131	135	147	157	134	138	151	161	137	141	154	164	140	145	158	168
	720	MBh	23.9	24.4	25.5	27.2	23.3	23.8	24.9	26.6	22.8	23.2	24.3	26.0	22.2	22.7	23.7	25.3	21.1	21.5	22.5	24.1	19.6	19.9	20.9	22.3
		S/T	0.91	0.88	0.79	0.64	0.94	0.91	0.82	0.67	0.97	0.93	0.84	0.68	1.00	0.97	0.87	0.71	1.00	1.00	0.90	0.73	1.00	1.00	0.91	0.74
		ΔT	27.8	27	26	22	28	28	26	23	28	28	26	23	28	28	26	23	27	27	26	23	25	25	24	21
		kW	1.28	1.31	1.36	1.40	1.39	1.42	1.47	1.52	1.48	1.52	1.57	1.63	1.57	1.60	1.66	1.72	1.64	1.68	1.74	1.80	1.70	1.74	1.80	1.87
		Amps	5.2	5.4	5.5	5.8	5.7	5.8	6.0	6.2	6.2	6.3	6.5	6.8	6.6	6.8	7.0	7.3	7.1	7.2	7.5	7.8	7.5	7.7	7.9	8.2
		HI PR	206	221	225	230	233	250	254	259	265	285	289	295	302	324	329	336	326	350	355	363	386	415	421	430
		Lo PR	122	125	137	146	125	129	141	150	129	133	146	155	133	137	150	159	135	140	153	162	139	143	156	166

IDB = Entering Indoor Dry Bulb Temperature

High and low pressures are measured at the liquid and suction service valves.

Shaded area reflects AHRI (TVA) conditions

kW = Total system power

Amps = outdoor unit amps (comp.+fan)

Expanded Cooling Data – DSXC180361A* / CA*F4961*6**+TXV / MBVC2000**-1 High Stage

			Outdoor Ambient Temperature																							
			65ºF				75ºF				85ºF				95ºF				105ºF				115ºF			
			Entering Indoor Wet Bulb Temperature																							
IDB	Airflow		59	63	67	71	59	63	67	71	59	63	67	71	59	63	67	71	59	63	67	71	59	63	67	71
70	1330	MBh	36.7	38.1	41.7	-	35.9	37.2	40.7	-	35.0	36.3	39.8	-	34.2	35.4	38.8	-	32.4	33.6	36.8	-	30.1	31.2	34.1	-
		S/T	0.74	0.62	0.43	-	0.76	0.64	0.44	-	0.78	0.65	0.45	-	0.81	0.68	0.47	-	0.84	0.70	0.49	-	0.85	0.71	0.49	-
		ΔT	19	16	12	-	19	16	12	-	19	16	12	-	19	17	13	-	19	16	12	-	18	15	12	-
		kW	2.09	2.14	2.21	-	2.26	2.31	2.39	-	2.41	2.47	2.56	-	2.55	2.61	2.70	-	2.66	2.73	2.82	-	2.76	2.83	2.93	-
		Amps	8.2	8.4	8.7	-	8.9	9.1	9.4	-	9.7	9.9	10.3	-	10.4	10.7	11.0	-	11.1	11.4	11.8	-	11.8	12.1	12.5	-
		HI PR	220	237	240	-	249	268	271	-	283	304	309	-	322	347	352	-	348	374	380	-	413	444	450	-
		Lo PR	118	122	133	-	122	126	137	-	126	130	142	-	129	134	146	-	132	136	149	-	135	140	152	-
	1175	MBh	35.6	36.9	40.5	-	34.8	36.1	39.5	-	34.0	35.2	38.6	-	33.2	34.4	37.7	-	31.5	32.7	35.8	-	29.2	30.2	33.1	-
		S/T	0.70	0.59	0.41	-	0.73	0.61	0.42	-	0.75	0.62	0.43	-	0.77	0.64	0.45	-	0.80	0.67	0.46	-	0.81	0.67	0.47	-
		ΔT	20	17	13	-	20	17	13	-	20	17	13	-	20	17	13	-	20	17	13	-	18	16	12	-
		kW	2.07	2.12	2.19	-	2.24	2.29	2.37	-	2.39	2.45	2.53	-	2.53	2.59	2.68	-	2.64	2.70	2.80	-	2.74	2.80	2.90	-
		Amps	8.1	8.3	8.6	-	8.8	9.0	9.3	-	9.6	9.9	10.2	-	10.3	10.6	10.9	-	11.0	11.3	11.7	-	11.7	12.0	12.4	-
		HI PR	218	234	238	-	246	265	269	-	280	301	306	-	319	343	348	-	345	371	376	-	409	439	446	-
		Lo PR	117	121	132	-	121	125	136	-	125	129	141	-	128	132	144	-	131	135	147	-	134	138	151	-
	1025	MBh	32.9	34.1	37.4	-	32.1	33.3	36.5	-	31.4	32.5	35.6	-	30.6	31.7	34.8	-	29.1	30.1	33.0	-	26.9	27.9	30.6	-
		S/T	0.68	0.57	0.39	-	0.70	0.59	0.41	-	0.72	0.60	0.42	-	0.74	0.62	0.43	-	0.77	0.65	0.45	-	0.78	0.65	0.45	-
		ΔT	20	17	13	-	20	18	13	-	20	18	13	-	20	18	13	-	20	17	13	-	19	16	12	-
		kW	2.05	2.10	2.17	-	2.22	2.27	2.35	-	2.37	2.43	2.51	-	2.50	2.56	2.65	-	2.62	2.68	2.77	-	2.71	2.78	2.88	-
		Amps	8.1	8.3	8.5	-	8.7	9.0	9.3	-	9.5	9.8	10.1	-	10.2	10.5	10.8	-	10.9	11.2	11.5	-	11.6	11.8	12.3	-
		HI PR	216	232	235	-	244	262	266	-	278	298	303	-	316	340	345	-	341	367	372	-	405	435	441	-
		Lo PR	116	120	131	-	120	123	135	-	124	127	139	-	127	131	143	-	129	134	146	-	133	137	149	-
75	1330	MBh	37.3	38.4	41.6	44.7	36.5	37.5	40.6	43.6	35.6	36.7	39.7	42.6	34.7	**35.8**	38.7	41.5	33.0	34.0	36.8	39.5	30.6	31.5	34.1	36.6
		S/T	0.84	0.75	0.57	0.37	0.87	0.78	0.59	0.38	0.89	0.80	0.60	0.39	0.92	**0.82**	0.62	0.40	0.95	0.85	0.65	0.42	0.96	0.86	0.65	0.42
		ΔT	22	20	16	11	22	20	17	11	22	20	17	11	22	**20**	17	12	22	20	16	11	20	19	15	11
		kW	2.09	2.14	2.21	2.28	2.26	2.31	2.39	2.48	2.41	2.47	2.56	2.65	2.55	**2.61**	2.70	2.80	2.66	2.73	2.82	2.92	2.76	2.83	2.93	3.03
		Amps	8.2	8.4	8.7	9.0	8.9	9.1	9.4	9.8	9.7	9.9	10.3	10.7	10.4	**10.7**	11.0	11.5	11.1	11.4	11.8	12.2	11.8	12.1	12.5	13.0
		HI PR	220	237	240	245	249	268	271	277	283	304	309	316	322	**347**	352	359	348	374	380	388	413	444	450	460
		Lo PR	118	122	133	142	122	126	137	146	126	130	142	151	129	**134**	146	155	132	136	149	158	135	140	152	162
	1175	MBh	36.3	37.3	40.4	43.4	35.4	36.5	39.5	42.4	34.6	35.6	38.5	41.3	33.7	**34.7**	37.6	40.3	32.0	33.0	35.7	38.3	29.7	30.6	33.1	35.5
		S/T	0.80	0.72	0.54	0.35	0.83	0.74	0.56	0.36	0.85	0.76	0.58	0.37	0.88	**0.78**	0.59	0.38	0.91	0.81	0.62	0.40	0.92	0.82	0.62	0.40
		ΔT	23	21	17	12	23	21	17	12	23	21	17	12	23	**21**	17	12	23	21	17	12	21	20	16	11
		kW	2.07	2.12	2.19	2.26	2.24	2.29	2.37	2.45	2.39	2.45	2.53	2.62	2.53	**2.59**	2.68	2.77	2.64	2.70	2.80	2.90	2.74	2.80	2.90	3.01
		Amps	8.1	8.3	8.6	9.0	8.8	9.0	9.3	9.7	9.6	9.9	10.2	10.6	10.3	**10.6**	10.9	11.4	11.0	11.3	11.7	12.1	11.7	12.0	12.4	12.9
		HI PR	218	234	238	243	246	265	269	275	280	301	306	312	319	**343**	348	356	345	371	376	384	409	439	446	455
		Lo PR	117	121	132	141	121	125	136	145	125	129	141	150	128	**132**	144	154	131	135	147	157	134	138	151	161
	1025	MBh	33.5	34.5	37.3	40.0	32.7	33.6	36.4	39.1	31.9	32.8	35.6	38.2	31.1	**32.0**	34.7	37.2	29.6	30.4	33.0	35.4	27.4	28.2	30.5	32.8
		S/T	0.77	0.69	0.52	0.34	0.80	0.71	0.54	0.35	0.82	0.73	0.55	0.36	0.85	**0.76**	0.57	0.37	0.88	0.79	0.59	0.38	0.89	0.79	0.60	0.39
		ΔT	23	21	17	12	23	22	18	12	23	22	18	12	24	**22**	18	12	23	21	18	12	22	20	16	11
		kW	2.05	2.10	2.17	2.24	2.22	2.27	2.35	2.43	2.37	2.43	2.51	2.60	2.50	**2.56**	2.65	2.75	2.62	2.68	2.77	2.87	2.71	2.78	2.88	2.98
		Amps	8.1	8.3	8.5	8.9	8.7	9.0	9.3	9.6	9.5	9.8	10.1	10.5	10.2	**10.5**	10.8	11.2	10.9	11.2	11.5	12.0	11.6	11.8	12.3	12.7
		HI PR	216	232	235	241	244	262	266	272	278	298	303	309	316	**340**	345	352	341	367	372	380	405	435	441	451
		Lo PR	116	120	131	139	120	123	135	143	124	127	139	148	127	**131**	143	152	129	134	146	155	133	137	149	159

IDB = Entering Indoor Dry Bulb Temperature

High and low pressures are measured at the liquid and suction service valves.

Shaded area reflects ACCA (TVA) conditions

kW = Total system power

Amps = outdoor unit amps (comp.+fan)

Expanded Cooling Data – DSXC180361A* / CA*F4961*6**+TXV / MBVC2000**-1 High Stage (cont.)

			Outdoor Ambient Temperature																							
			65ºF				75ºF				85ºF				95ºF				105ºF				115ºF			
			Entering Indoor Wet Bulb Temperature																							
IDB	Airflow		59	63	67	71	59	63	67	71	59	63	67	71	59	63	67	71	59	63	67	71	59	63	67	71
80	1330	MBh	38.0	38.8	41.5	44.4	37.1	37.9	40.5	43.3	36.2	37.0	39.6	42.3	35.4	36.1	38.6	41.3	33.6	34.3	36.7	39.2	31.1	31.8	34.0	36.3
		S/T	0.92	0.86	0.70	0.52	0.95	0.89	0.73	0.54	1.00	0.92	0.75	0.56	1.00	0.95	0.77	0.58	1.00	1.00	0.80	0.60	1.00	1.00	0.81	0.60
		ΔT	24	23	20	16	24	23	20	16	25	23	20	16	24	24	21	16	23	24	20	16	22	22	19	15
		kW	2.09	2.14	2.21	2.28	2.26	2.31	2.39	2.48	2.41	2.47	2.56	2.65	2.55	2.61	2.70	2.80	2.66	2.73	2.82	2.92	2.76	2.83	2.93	3.03
		Amps	8.2	8.4	8.7	9.0	8.9	9.1	9.4	9.8	9.7	9.9	10.3	10.7	10.4	10.7	11.0	11.5	11.1	11.4	11.8	12.2	11.8	12.1	12.5	13.0
		HI PR	220	237	240	245	249	268	271	277	283	304	309	316	322	347	352	359	348	374	380	388	413	444	450	460
		Lo PR	118	122	133	142	122	126	137	146	126	130	142	151	129	134	146	155	132	136	149	158	135	140	152	162
	1175	MBh	36.9	37.7	40.3	43.1	36.0	36.8	39.3	42.1	35.2	35.9	38.4	41.1	34.3	35.1	**37.5**	40.1	32.6	33.3	35.6	38.1	30.2	30.9	33.0	35.2
		S/T	0.88	0.82	0.67	0.50	0.91	0.85	0.69	0.52	0.93	0.87	0.71	0.53	0.96	0.90	**0.73**	0.55	1.00	0.94	0.76	0.57	1.00	0.94	0.77	0.57
		ΔT	25	24	21	17	26	25	21	17	26	25	21	17	26	25	**22**	17	25	24	21	17	24	23	20	16
		kW	2.07	2.12	2.19	2.26	2.24	2.29	2.37	2.45	2.39	2.45	2.53	2.62	2.53	2.59	**2.68**	2.77	2.64	2.70	2.80	2.90	2.74	2.80	2.90	3.01
		Amps	8.1	8.3	8.6	9.0	8.8	9.0	9.3	9.7	9.6	9.9	10.2	10.6	10.3	10.6	**10.9**	11.4	11.0	11.3	11.7	12.1	11.7	12.0	12.4	12.9
		HI PR	218	234	238	243	246	265	269	275	280	301	306	312	319	343	**348**	356	345	371	376	384	409	439	446	455
		Lo PR	117	121	132	141	121	125	136	145	125	129	141	150	128	132	**144**	154	131	135	147	157	134	138	151	161
	1025	MBh	34.1	34.8	37.2	39.7	33.3	34.0	36.3	38.8	32.5	33.2	35.4	37.9	31.7	32.4	34.6	37.0	30.1	30.8	32.9	35.1	27.9	28.5	30.4	32.5
		S/T	0.85	0.79	0.65	0.48	0.88	0.82	0.67	0.50	0.90	0.84	0.69	0.51	0.93	0.87	0.71	0.53	0.96	0.90	0.74	0.55	0.97	0.91	0.74	0.55
		ΔT	26	25	22	17	26	25	22	17	26	25	22	17	26	25	22	18	26	25	22	17	24	23	20	16
		kW	2.05	2.10	2.17	2.24	2.22	2.27	2.35	2.43	2.37	2.43	2.51	2.60	2.50	2.56	2.65	2.75	2.62	2.68	2.77	2.87	2.71	2.78	2.88	2.98
		Amps	8.1	8.3	8.5	8.9	8.7	9.0	9.3	9.6	9.5	9.8	10.1	10.5	10.2	10.5	10.8	11.2	10.9	11.2	11.5	12.0	11.6	11.8	12.3	12.7
		HI PR	216	232	235	241	244	262	266	272	278	298	303	309	316	340	345	352	341	367	372	380	405	435	441	451
		Lo PR	116	120	131	139	120	123	135	143	124	127	139	148	127	131	143	152	129	134	146	155	133	137	149	159
85	1330	MBh	38.7	39.4	41.3	44.0	37.8	38.5	40.3	43.0	36.9	37.6	39.4	42.0	36.0	36.7	38.4	41.0	34.2	34.8	36.5	38.9	31.7	32.3	33.8	36.1
		S/T	0.96	0.93	0.84	0.68	1.00	0.96	0.87	0.71	1.00	0.99	0.89	0.72	1.00	1.00	0.92	0.75	1.00	1.00	0.96	0.78	1.00	1.00	0.96	0.78
		ΔT	26	25	24	21	26	26	24	21	25	26	24	21	25	25	24	21	24	24	24	21	22	22	23	19
		kW	2.09	2.14	2.21	2.28	2.26	2.31	2.39	2.48	2.41	2.47	2.56	2.65	2.55	2.61	2.70	2.80	2.66	2.73	2.82	2.92	2.76	2.83	2.93	3.03
		Amps	8.2	8.4	8.7	9.0	8.9	9.1	9.4	9.8	9.7	9.9	10.3	10.7	10.4	10.7	11.0	11.5	11.1	11.4	11.8	12.2	11.8	12.1	12.5	13.0
		HI PR	220	237	240	245	249	268	271	277	283	304	309	316	322	347	352	359	348	374	380	388	413	444	450	460
		Lo PR	118	122	133	142	122	126	137	146	126	130	142	151	129	134	146	155	132	136	149	158	135	140	152	162
	1175	MBh	37.5	38.3	40.1	42.8	36.7	37.4	39.1	41.8	35.8	36.5	38.2	40.8	34.9	35.6	37.3	39.8	33.2	33.8	35.4	37.8	30.7	31.3	32.8	35.0
		S/T	0.92	0.89	0.80	0.65	0.95	0.92	0.83	0.67	0.98	0.94	0.85	0.69	1.00	0.97	0.88	0.71	1.00	1.00	0.91	0.74	1.00	1.00	0.92	0.75
		ΔT	27	27	25	22	27	27	25	22	27	27	25	22	27	27	26	22	26	26	25	22	24	25	24	20
		kW	2.07	2.12	2.19	2.26	2.24	2.29	2.37	2.45	2.39	2.45	2.53	2.62	2.53	2.59	2.68	2.77	2.64	2.70	2.80	2.90	2.74	2.80	2.90	3.01
		Amps	8.1	8.3	8.6	9.0	8.8	9.0	9.3	9.7	9.6	9.9	10.2	10.6	10.3	10.6	10.9	11.4	11.0	11.3	11.7	12.1	11.7	12.0	12.4	12.9
		HI PR	218	234	238	243	246	265	269	275	280	301	306	312	319	343	348	356	345	371	376	384	409	439	446	455
		Lo PR	117	121	132	141	121	125	136	145	125	129	141	150	128	132	144	154	131	135	147	157	134	138	151	161
	1025	MBh	34.6	35.3	37.0	39.5	33.8	34.5	36.1	38.5	33.0	33.7	35.3	37.6	32.2	32.9	34.4	36.7	30.6	31.2	32.7	34.9	28.4	28.9	30.3	32.3
		S/T	0.89	0.86	0.77	0.63	0.92	0.89	0.80	0.65	0.94	0.91	0.82	0.67	0.97	0.94	0.85	0.69	1.00	0.97	0.88	0.71	1.00	0.98	0.89	0.72
		ΔT	28	27	26	22	28	27	26	22	28	27	26	22	28	28	26	23	27	27	26	22	25	25	24	21
		kW	2.05	2.10	2.17	2.24	2.22	2.27	2.35	2.43	2.37	2.43	2.51	2.60	2.50	2.56	2.65	2.75	2.62	2.68	2.77	2.87	2.71	2.78	2.88	2.98
		Amps	8.1	8.3	8.5	8.9	8.7	9.0	9.3	9.6	9.5	9.8	10.1	10.5	10.2	10.5	10.8	11.2	10.9	11.2	11.5	12.0	11.6	11.8	12.3	12.7
		HI PR	216	232	235	241	244	262	266	272	278	298	303	309	316	340	345	352	341	367	372	380	405	435	441	451
		Lo PR	116	120	131	139	120	123	135	143	124	127	139	148	127	131	143	152	129	134	146	155	133	137	149	159

IDB = Entering Indoor Dry Bulb Temperature

High and low pressures are measured at the liquid and suction service valves.

Shaded area reflects AHRI (TVA) conditions

kW = Total system power

Amps = outdoor unit amps (comp.+fan)

Expanded Cooling Data – DSXC180481A* / CA*F4961*6**+TXV / MBVC2000**-1 Low Stage

			Outdoor Ambient Temperature																							
			65ºF				75ºF				85ºF				95ºF				105ºF				115ºF			
			Entering Indoor Wet Bulb Temperature																							
IDB	Airflow		59	63	67	71	59	63	67	71	59	63	67	71	59	63	67	71	59	63	67	71	59	63	67	71
70	1325	MBh	34.6	35.8	39.3	-	33.8	35.0	38.3	-	33.0	34.2	37.4	-	32.2	33.3	36.5	-	30.5	31.7	34.7	-	28.3	29.3	32.1	-
		S/T	0.76	0.64	0.44	-	0.79	0.66	0.46	-	0.81	0.68	0.47	-	0.83	0.70	0.48	-	0.87	0.72	0.50	-	0.87	0.73	0.51	-
		ΔT	18	16	12	-	18	16	12	-	18	16	12	-	19	16	12	-	18	16	12	-	17	15	11	-
		kW	1.87	1.91	1.97	-	2.02	2.07	2.14	-	2.16	2.21	2.29	-	2.28	2.34	2.42	-	2.39	2.44	2.53	-	2.47	2.53	2.62	-
		Amps	7.2	7.4	7.6	-	7.8	8.0	8.3	-	8.5	8.7	9.0	-	9.1	9.4	9.7	-	9.7	10.0	10.3	-	10.4	10.6	11.0	-
		HI PR	216	232	235	-	244	262	266	-	277	298	303	-	316	340	345	-	356	382	388	-	398	428	434	-
		Lo PR	121	125	137	-	125	129	141	-	129	133	146	-	133	137	149	-	135	140	152	-	139	143	156	-
	1175	MBh	33.6	34.8	38.1	-	32.8	34.0	37.2	-	32.0	33.2	36.3	-	31.2	32.4	35.5	-	29.7	30.7	33.7	-	27.5	28.5	31.2	-
		S/T	0.73	0.61	0.42	-	0.75	0.63	0.44	-	0.77	0.64	0.45	-	0.80	0.66	0.46	-	0.83	0.69	0.48	-	0.83	0.70	0.48	-
		ΔT	19	16	13	-	19	17	13	-	19	17	13	-	19	17	13	-	19	17	13	-	18	16	12	-
		kW	1.85	1.89	1.96	-	2.00	2.05	2.12	-	2.14	2.19	2.27	-	2.26	2.32	2.40	-	2.36	2.42	2.51	-	2.45	2.51	2.60	-
		Amps	7.1	7.3	7.6	-	7.7	7.9	8.2	-	8.4	8.7	9.0	-	9.0	9.3	9.6	-	9.7	9.9	10.2	-	10.3	10.5	10.9	-
		HI PR	214	230	233	-	242	260	263	-	275	295	300	-	313	336	341	-	352	378	384	-	394	424	430	-
		Lo PR	120	124	135	-	124	128	139	-	128	132	144	-	131	136	148	-	134	138	151	-	137	142	155	-
	1025	MBh	31.0	32.1	35.2	-	30.3	31.4	34.4	-	29.5	30.6	33.5	-	28.8	29.9	32.7	-	27.4	28.4	31.1	-	25.4	26.3	28.8	-
		S/T	0.70	0.58	0.40	-	0.73	0.61	0.42	-	0.74	0.62	0.43	-	0.77	0.64	0.44	-	0.80	0.67	0.46	-	0.80	0.67	0.46	-
		ΔT	19	17	13	-	20	17	13	-	20	17	13	-	20	17	13	-	20	17	13	-	18	16	12	-
		kW	1.83	1.88	1.94	-	1.99	2.03	2.10	-	2.12	2.17	2.25	-	2.24	2.29	2.38	-	2.34	2.40	2.48	-	2.43	2.49	2.58	-
		Amps	7.1	7.2	7.5	-	7.7	7.9	8.1	-	8.4	8.6	8.9	-	9.0	9.2	9.5	-	9.6	9.8	10.1	-	10.2	10.4	10.8	-
		HI PR	212	227	231	-	239	257	261	-	272	292	297	-	310	333	338	-	348	375	380	-	390	420	426	-
		Lo PR	119	123	134	-	123	126	138	-	127	131	143	-	130	134	147	-	133	137	149	-	136	140	153	-
75	1325	MBh	35.2	36.2	39.2	42.0	34.3	35.4	38.3	41.1	33.5	34.5	37.4	40.1	32.7	**33.7**	36.4	39.1	31.1	32.0	34.6	37.2	28.8	29.6	32.1	34.4
		S/T	0.86	0.77	0.59	0.38	0.90	0.80	0.61	0.39	0.92	0.82	0.62	0.40	0.95	**0.85**	0.64	0.41	0.98	0.88	0.67	0.43	0.99	0.89	0.67	0.43
		ΔT	21	19	16	11	21	20	16	11	21	20	16	11	22	**20**	16	11	21	20	16	11	20	18	15	10
		kW	1.87	1.91	1.97	2.04	2.02	2.07	2.14	2.22	2.16	2.21	2.29	2.37	2.28	**2.34**	2.42	2.51	2.39	2.44	2.53	2.62	2.47	2.53	2.62	2.72
		Amps	7.2	7.4	7.6	7.9	7.8	8.0	8.3	8.6	8.5	8.7	9.0	9.4	9.1	**9.4**	9.7	10.1	9.7	10.0	10.3	10.8	10.4	10.6	11.0	11.4
		HI PR	216	232	235	241	244	262	266	272	277	298	303	309	316	**340**	345	352	356	382	388	396	398	428	434	444
		Lo PR	121	125	137	146	125	129	141	150	129	133	146	155	133	**137**	149	159	135	140	152	162	139	143	156	166
	1175	MBh	34.1	35.1	38.0	40.8	33.3	34.3	37.2	39.9	32.5	33.5	36.3	38.9	31.7	**32.7**	35.4	38.0	30.2	31.1	33.6	36.1	27.9	28.8	31.1	33.4
		S/T	0.82	0.74	0.56	0.36	0.85	0.76	0.58	0.37	0.88	0.78	0.59	0.38	0.90	**0.81**	0.61	0.39	0.94	0.84	0.64	0.41	0.95	0.85	0.64	0.41
		ΔT	22	20	17	11	22	21	17	12	22	21	17	12	22	**21**	17	12	22	20	17	12	21	19	16	11
		kW	1.85	1.89	1.96	2.03	2.00	2.05	2.12	2.20	2.14	2.19	2.27	2.35	2.26	**2.32**	2.40	2.48	2.36	2.42	2.51	2.60	2.45	2.51	2.60	2.69
		Amps	7.1	7.3	7.6	7.9	7.7	7.9	8.2	8.5	8.4	8.7	9.0	9.3	9.0	**9.3**	9.6	10.0	9.7	9.9	10.2	10.6	10.3	10.5	10.9	11.3
		HI PR	214	230	233	238	242	260	263	269	275	295	300	306	313	**336**	341	349	352	378	384	392	394	424	430	439
		Lo PR	120	124	135	144	124	128	139	148	128	132	144	154	131	**136**	148	158	134	138	151	161	137	142	155	165
	1025	MBh	31.5	32.4	35.1	37.7	30.8	31.7	34.3	36.8	30.0	30.9	33.5	35.9	29.3	**30.2**	32.7	35.1	27.8	28.7	31.0	33.3	25.8	26.6	28.7	30.8
		S/T	0.80	0.71	0.54	0.35	0.82	0.74	0.56	0.36	0.85	0.76	0.57	0.37	0.87	**0.78**	0.59	0.38	0.91	0.81	0.61	0.39	0.91	0.82	0.62	0.40
		ΔT	22	21	17	12	23	21	17	12	23	21	17	12	23	**21**	17	12	23	21	17	12	21	19	16	11
		kW	1.83	1.88	1.94	2.01	1.99	2.03	2.10	2.18	2.12	2.17	2.25	2.33	2.24	**2.29**	2.38	2.46	2.34	2.40	2.48	2.57	2.43	2.49	2.58	2.67
		Amps	7.1	7.2	7.5	7.8	7.7	7.9	8.1	8.4	8.4	8.6	8.9	9.2	9.0	**9.2**	9.5	9.9	9.6	9.8	10.1	10.5	10.2	10.4	10.8	11.2
		HI PR	212	227	231	236	239	257	261	267	272	292	297	303	310	**333**	338	345	348	375	380	388	390	420	426	435
		Lo PR	119	123	134	143	123	126	138	147	127	131	143	152	130	**134**	147	156	133	137	149	159	136	140	153	163

IDB = Entering Indoor Dry Bulb Temperature

High and low pressures are measured at the liquid and suction service valves.

Shaded area reflects ACCA (TVA) conditions

kW = Total system power

Amps = outdoor unit amps (comp.+fan)

Expanded Cooling Data – DSXC180481A* / CA*F4961*6**+TXV / MBVC2000**-1 Low Stage (cont.)

			Outdoor Ambient Temperature																							
			65ºF				75ºF				85ºF				95ºF				105ºF				115ºF			
			Entering Indoor Wet Bulb Temperature																							
IDB	Airflow		59	63	67	71	59	63	67	71	59	63	67	71	59	63	67	71	59	63	67	71	59	63	67	71
80	1325	MBh	35.8	36.6	39.1	41.8	34.9	35.7	38.2	40.8	34.1	34.9	37.2	39.8	33.3	34.0	36.3	38.8	31.6	32.3	34.5	36.9	29.3	29.9	32.0	34.2
		S/T	0.95	0.89	0.72	0.54	1.00	0.92	0.75	0.56	1.00	0.95	0.77	0.58	1.00	1.00	0.79	0.59	1.00	1.00	0.82	0.62	1.00	1.00	0.83	0.62
		ΔT	24	23	20	16	24	23	20	16	24	23	20	16	23	24	20	16	22	22	20	16	20	21	18	15
		kW	1.87	1.91	1.97	2.04	2.02	2.07	2.14	2.22	2.16	2.21	2.29	2.37	2.28	2.34	2.42	2.51	2.39	2.44	2.53	2.62	2.47	2.53	2.62	2.72
		Amps	7.2	7.4	7.6	7.9	7.8	8.0	8.3	8.6	8.5	8.7	9.0	9.4	9.1	9.4	9.7	10.1	9.7	10.0	10.3	10.8	10.4	10.6	11.0	11.4
		HI PR	216	232	235	241	244	262	266	272	277	298	303	309	316	340	345	352	356	382	388	396	398	428	434	444
		Lo PR	121	125	137	146	125	129	141	150	129	133	146	155	133	137	149	159	135	140	152	162	139	143	156	166
	1175	MBh	34.7	35.5	37.9	40.5	33.9	34.7	37.0	39.6	33.1	33.8	36.2	38.7	32.3	33.0	**35.3**	37.7	30.7	31.4	33.5	35.8	28.4	29.1	31.0	33.2
		S/T	0.90	0.85	0.69	0.52	0.94	0.88	0.72	0.53	0.96	0.90	0.73	0.55	0.99	0.93	**0.76**	0.57	1.00	0.97	0.79	0.59	1.00	0.97	0.79	0.59
		ΔT	25	24	20	16	25	24	21	17	25	24	21	17	25	24	**21**	17	24	24	21	16	22	22	19	15
		kW	1.85	1.89	1.96	2.03	2.00	2.05	2.12	2.20	2.14	2.19	2.27	2.35	2.26	2.32	**2.40**	2.48	2.36	2.42	2.51	2.60	2.45	2.51	2.60	2.69
		Amps	7.1	7.3	7.6	7.9	7.7	7.9	8.2	8.5	8.4	8.7	9.0	9.3	9.0	9.3	**9.6**	10.0	9.7	9.9	10.2	10.6	10.3	10.5	10.9	11.3
		HI PR	214	230	233	238	242	260	263	269	275	295	300	306	313	336	**341**	349	352	378	384	392	394	424	430	439
		Lo PR	120	124	135	144	124	128	139	148	128	132	144	154	131	136	**148**	158	134	138	151	161	137	142	155	165
	1025	MBh	32.1	32.8	35.0	37.4	31.3	32.0	34.2	36.5	30.6	31.2	33.4	35.7	29.8	30.5	32.6	34.8	28.3	29.0	30.9	33.1	26.2	26.8	28.7	30.6
		S/T	0.87	0.82	0.67	0.50	0.90	0.85	0.69	0.52	0.93	0.87	0.71	0.53	0.96	0.90	0.73	0.55	0.99	0.93	0.76	0.57	1.00	0.94	0.76	0.57
		ΔT	25	24	21	17	25	24	21	17	25	24	21	17	26	25	21	17	25	24	21	17	24	23	20	16
		kW	1.83	1.88	1.94	2.01	1.99	2.03	2.10	2.18	2.12	2.17	2.25	2.33	2.24	2.29	2.38	2.46	2.34	2.40	2.48	2.57	2.43	2.49	2.58	2.67
		Amps	7.1	7.2	7.5	7.8	7.7	7.9	8.1	8.4	8.4	8.6	8.9	9.2	9.0	9.2	9.5	9.9	9.6	9.8	10.1	10.5	10.2	10.4	10.8	11.2
		HI PR	212	227	231	236	239	257	261	267	272	292	297	303	310	333	338	345	348	375	380	388	390	420	426	435
		Lo PR	119	123	134	143	123	126	138	147	127	131	143	152	130	134	147	156	133	137	149	159	136	140	153	163
85	1325	MBh	36.4	37.1	38.9	41.5	35.6	36.2	38.0	40.5	34.7	35.4	37.1	39.5	33.9	34.5	36.2	38.6	32.2	32.8	34.3	36.6	29.8	30.4	31.8	33.9
		S/T	0.99	0.96	0.87	0.70	1.00	0.99	0.90	0.73	1.00	1.00	0.92	0.75	1.00	1.00	0.95	0.77	1.00	1.00	0.99	0.80	1.00	1.00	0.99	0.81
		ΔT	25	25	23	20	25	25	24	20	24	25	24	20	23	24	24	21	22	23	23	20	21	21	22	19
		kW	1.87	1.91	1.97	2.04	2.02	2.07	2.14	2.22	2.16	2.21	2.29	2.37	2.28	2.34	2.42	2.51	2.39	2.44	2.53	2.62	2.47	2.53	2.62	2.72
		Amps	7.2	7.4	7.6	7.9	7.8	8.0	8.3	8.6	8.5	8.7	9.0	9.4	9.1	9.4	9.7	10.1	9.7	10.0	10.3	10.8	10.4	10.6	11.0	11.4
		HI PR	216	232	235	241	244	262	266	272	277	298	303	309	316	340	345	352	356	382	388	396	398	428	434	444
		Lo PR	121	125	137	146	125	129	141	150	129	133	146	155	133	137	149	159	135	140	152	162	139	143	156	166
	1175	MBh	35.3	36.0	37.7	40.3	34.5	35.2	36.9	39.3	33.7	34.4	36.0	38.4	32.9	33.5	35.1	37.4	31.2	31.8	33.3	35.6	28.9	29.5	30.9	33.0
		S/T	0.95	0.92	0.83	0.67	0.98	0.95	0.86	0.69	1.00	0.97	0.88	0.71	1.00	1.00	0.91	0.74	1.00	1.00	0.94	0.76	1.00	1.00	0.95	0.77
		ΔT	26	26	24	21	27	26	25	21	26	26	25	21	26	26	25	22	24	25	25	21	23	23	23	20
		kW	1.85	1.89	1.96	2.03	2.00	2.05	2.12	2.20	2.14	2.19	2.27	2.35	2.26	2.32	2.40	2.48	2.36	2.42	2.51	2.60	2.45	2.51	2.60	2.69
		Amps	7.1	7.3	7.6	7.9	7.7	7.9	8.2	8.5	8.4	8.7	9.0	9.3	9.0	9.3	9.6	10.0	9.7	9.9	10.2	10.6	10.3	10.5	10.9	11.3
		HI PR	214	230	233	238	242	260	263	269	275	295	300	306	313	336	341	349	352	378	384	392	394	424	430	439
		Lo PR	120	124	135	144	124	128	139	148	128	132	144	154	131	136	148	158	134	138	151	161	137	142	155	165
	1025	MBh	32.6	33.3	34.8	37.2	31.9	32.5	34.0	36.3	31.1	31.7	33.2	35.4	30.3	30.9	32.4	34.6	28.8	29.4	30.8	32.8	26.7	27.2	28.5	30.4
		S/T	0.91	0.88	0.80	0.65	0.95	0.91	0.83	0.67	0.97	0.94	0.85	0.69	1.00	0.97	0.87	0.71	1.00	1.00	0.91	0.74	1.00	1.00	0.91	0.74
		ΔT	26.8	26	25	22	27	27	25	22	27	27	25	22	27	27	25	22	26	26	25	22	24	24	23	20
		kW	1.83	1.88	1.94	2.01	1.99	2.03	2.10	2.18	2.12	2.17	2.25	2.33	2.24	2.29	2.38	2.46	2.34	2.40	2.48	2.57	2.43	2.49	2.58	2.67
		Amps	7.1	7.2	7.5	7.8	7.7	7.9	8.1	8.4	8.4	8.6	8.9	9.2	9.0	9.2	9.5	9.9	9.6	9.8	10.1	10.5	10.2	10.4	10.8	11.2
		HI PR	212	227	231	236	239	257	261	267	272	292	297	303	310	333	338	345	348	375	380	388	390	420	426	435
		Lo PR	119	123	134	143	123	126	138	147	127	131	143	152	130	134	147	156	133	137	149	159	136	140	153	163

IDB = Entering Indoor Dry Bulb Temperature

High and low pressures are measured at the liquid and suction service valves.

Shaded area reflects AHRI (TVA) conditions

kW = Total system power

Amps = outdoor unit amps (comp.+fan)

Expanded Cooling Data – DSXC180481A*/CA*F4961*6**+TXV/MBVC2000**-1 High Stage

			Outdoor Ambient Temperature																							
			65ºF				75ºF				85ºF				95ºF				105ºF				115ºF			
			Entering Indoor Wet Bulb Temperature																							
IDB	Airflow		59	63	67	71	59	63	67	71	59	63	67	71	59	63	67	71	59	63	67	71	59	63	67	71
70	1970	MBh	48.2	50.0	54.8	-	47.1	48.8	53.5	-	46.0	47.7	52.2	-	44.9	46.5	50.9	-	42.6	44.2	48.4	-	39.5	40.9	44.8	-
		S/T	0.77	0.64	0.44	-	0.79	0.66	0.46	-	0.81	0.68	0.47	-	0.84	0.70	0.49	-	0.87	0.73	0.50	-	0.88	0.73	0.51	-
		ΔT	17	15	11	-	17	15	11	-	17	15	11	-	18	15	12	-	17	15	11	-	16	14	11	-
		kW	2.87	2.94	3.03	-	3.10	3.17	3.27	-	3.30	3.37	3.48	-	3.47	3.55	3.67	-	3.62	3.70	3.83	-	3.75	3.84	3.97	-
		Amps	10.2	10.5	10.8	-	11.1	11.4	11.7	-	12.1	12.4	12.8	-	13.0	13.3	13.7	-	13.8	14.2	14.7	-	14.7	15.1	15.6	-
		HI PR	228	245	248	-	257	277	280	-	292	315	319	-	333	358	363	-	375	403	409	-	420	451	458	-
		Lo PR	121	124	136	-	124	128	140	-	128	132	145	-	132	136	148	-	134	139	151	-	138	142	155	-
	1750	MBh	46.8	48.5	53.2	-	45.7	47.4	51.9	-	44.6	46.3	50.7	-	43.5	45.1	49.5	-	41.4	42.9	47.0	-	38.3	39.7	43.5	-
		S/T	0.73	0.61	0.42	-	0.76	0.63	0.44	-	0.78	0.65	0.45	-	0.80	0.67	0.46	-	0.83	0.69	0.48	-	0.84	0.70	0.48	-
		ΔT	18	16	12	-	18	16	12	-	18	16	12	-	18	16	12	-	18	16	12	-	17	15	11	-
		kW	2.85	2.91	3.01	-	3.07	3.14	3.24	-	3.27	3.34	3.45	-	3.44	3.52	3.64	-	3.59	3.67	3.80	-	3.72	3.80	3.93	-
		Amps	10.1	10.4	10.7	-	11.0	11.2	11.6	-	12.0	12.3	12.7	-	12.8	13.2	13.6	-	13.7	14.0	14.5	-	14.5	14.9	15.4	-
		HI PR	225	242	246	-	255	274	278	-	290	311	316	-	330	355	360	-	371	399	405	-	416	447	453	-
		Lo PR	119	123	134	-	123	127	138	-	127	131	143	-	130	135	147	-	133	137	150	-	136	141	154	-
	1530	MBh	43.2	44.8	49.1	-	42.2	43.7	47.9	-	41.2	42.7	46.8	-	40.2	41.7	45.6	-	38.2	39.6	43.4	-	35.4	36.7	40.2	-
		S/T	0.70	0.59	0.41	-	0.73	0.61	0.42	-	0.75	0.62	0.43	-	0.77	0.64	0.45	-	0.80	0.67	0.46	-	0.81	0.67	0.47	-
		ΔT	18	16	12	-	19	16	12	-	19	16	12	-	19	16	12	-	18	16	12	-	17	15	11	-
		kW	2.83	2.89	2.98	-	3.05	3.12	3.22	-	3.24	3.32	3.43	-	3.42	3.49	3.61	-	3.56	3.64	3.76	-	3.69	3.77	3.90	-
		Amps	10.0	10.3	10.6	-	10.9	11.1	11.5	-	11.9	12.2	12.6	-	12.7	13.0	13.5	-	13.6	13.9	14.4	-	14.4	14.8	15.3	-
		HI PR	223	240	243	-	252	271	275	-	287	308	313	-	327	351	356	-	367	395	401	-	411	442	449	-
		Lo PR	118	122	133	-	122	125	137	-	126	130	142	-	129	133	145	-	132	136	148	-	135	139	152	-
75	1970	MBh	49.0	50.5	54.6	58.7	47.9	49.3	53.4	57.3	46.8	48.1	52.1	55.9	45.6	**47.0**	50.8	54.6	43.3	44.6	48.3	51.8	40.1	41.3	44.7	48.0
		S/T	0.87	0.78	0.59	0.38	0.90	0.81	0.61	0.39	0.92	0.83	0.63	0.40	0.95	**0.85**	0.65	0.42	0.99	0.89	0.67	0.43	1.00	0.89	0.68	0.44
		ΔT	20	18	15	10	20	19	15	10	20	19	15	11	20	**19**	15	11	20	18	15	10	19	17	14	10
		kW	2.87	2.94	3.03	3.13	3.10	3.17	3.27	3.38	3.30	3.37	3.48	3.60	3.47	**3.55**	3.67	3.80	3.62	3.70	3.83	3.96	3.75	3.84	3.97	4.10
		Amps	10.2	10.5	10.8	11.2	11.1	11.4	11.7	12.2	12.1	12.4	12.8	13.3	13.0	**13.3**	13.7	14.3	13.8	14.2	14.7	15.3	14.7	15.1	15.6	16.2
		HI PR	228	245	248	254	257	277	280	287	292	315	319	326	333	**358**	363	371	375	403	409	418	420	451	458	468
		Lo PR	121	124	136	145	124	128	140	149	128	132	145	154	132	**136**	148	158	134	139	151	161	138	142	155	165
	1750	MBh	47.6	49.0	53.1	56.9	46.5	47.9	51.8	55.6	45.4	46.7	50.6	54.3	44.3	**45.6**	49.4	53.0	42.1	43.3	46.9	50.3	39.0	40.1	43.4	46.6
		S/T	0.83	0.74	0.56	0.36	0.86	0.77	0.58	0.37	0.88	0.79	0.60	0.38	0.91	**0.81**	0.62	0.40	0.94	0.84	0.64	0.41	0.95	0.85	0.64	0.41
		ΔT	21	19	16	11	21	19	16	11	21	19	16	11	21	**20**	16	11	21	19	16	11	20	18	15	10
		kW	2.85	2.91	3.01	3.10	3.07	3.14	3.24	3.35	3.27	3.34	3.45	3.57	3.44	**3.52**	3.64	3.76	3.59	3.67	3.80	3.93	3.72	3.80	3.93	4.07
		Amps	10.1	10.4	10.7	11.1	11.0	11.2	11.6	12.1	12.0	12.3	12.7	13.2	12.8	**13.2**	13.6	14.2	13.7	14.0	14.5	15.1	14.5	14.9	15.4	16.0
		HI PR	225	242	246	251	255	274	278	284	290	311	316	323	330	**355**	360	368	371	399	405	414	416	447	453	463
		Lo PR	119	123	134	143	123	127	138	147	127	131	143	152	130	**135**	147	156	133	137	150	160	136	141	154	163
	1530	MBh	43.9	45.2	49.0	52.6	42.9	44.2	47.8	51.3	41.9	43.1	46.7	50.1	40.9	**42.1**	45.6	48.9	38.8	40.0	43.3	46.4	36.0	37.0	40.1	43.0
		S/T	0.80	0.72	0.54	0.35	0.83	0.74	0.56	0.36	0.85	0.76	0.58	0.37	0.88	**0.79**	0.59	0.38	0.91	0.81	0.62	0.40	0.92	0.82	0.62	0.40
		ΔT	21	19	16	11	21	20	16	11	21	20	16	11	22	**20**	16	11	21	20	16	11	20	18	15	10
		kW	2.83	2.89	2.98	3.08	3.05	3.12	3.22	3.32	3.24	3.32	3.43	3.54	3.42	**3.49**	3.61	3.73	3.56	3.64	3.76	3.89	3.69	3.77	3.90	4.03
		Amps	10.0	10.3	10.6	11.0	10.9	11.1	11.5	12.0	11.9	12.2	12.6	13.1	12.7	**13.0**	13.5	14.0	13.6	13.9	14.4	15.0	14.4	14.8	15.3	15.9
		HI PR	223	240	243	249	252	271	275	281	287	308	313	320	327	**351**	356	364	367	395	401	409	411	442	449	459
		Lo PR	118	122	133	142	122	125	137	146	126	130	142	151	129	**133**	145	155	132	136	148	158	135	139	152	162

IDB = Entering Indoor Dry Bulb Temperature

High and low pressures are measured at the liquid and suction service valves.

Shaded area reflects ACCA (TVA) conditions

kW = Total system power

Amps = outdoor unit amps (comp.+fan)

Expanded Cooling Data – DSXC180481A* / CA*F4961*6**+TXV / MBVC2000**-1 High Stage (cont.)

			Outdoor Ambient Temperature																							
			65ºF				75ºF				85ºF				95ºF				105ºF				115ºF			
			Entering Indoor Wet Bulb Temperature																							
IDB	Airflow		59	63	67	71	59	63	67	71	59	63	67	71	59	63	67	71	59	63	67	71	59	63	67	71
80	1970	MBh	49.9	51.0	54.5	58.2	48.7	49.8	53.2	56.9	47.6	48.6	52.0	55.5	46.4	47.4	50.7	54.2	44.1	45.1	48.1	51.5	40.9	41.7	44.6	47.7
		S/T	0.95	0.89	0.73	0.54	1.00	0.93	0.75	0.56	1.00	0.95	0.77	0.58	1.00	1.00	0.80	0.60	1.00	1.00	0.83	0.62	1.00	1.00	0.84	0.63
		ΔT	22	21	19	15	23	22	19	15	22	22	19	15	22	22	19	15	21	21	19	15	19	19	17	14
		kW	2.87	2.94	3.03	3.13	3.10	3.17	3.27	3.38	3.30	3.37	3.48	3.60	3.47	3.55	3.67	3.80	3.62	3.70	3.83	3.96	3.75	3.84	3.97	4.10
		Amps	10.2	10.5	10.8	11.2	11.1	11.4	11.7	12.2	12.1	12.4	12.8	13.3	13.0	13.3	13.7	14.3	13.8	14.2	14.7	15.3	14.7	15.1	15.6	16.2
		HI PR	228	245	248	254	257	277	280	287	292	315	319	326	333	358	363	371	375	403	409	418	420	451	458	468
		Lo PR	121	124	136	145	124	128	140	149	128	132	145	154	132	136	148	158	134	139	151	161	138	142	155	165
	1750	MBh	48.5	49.5	52.9	56.5	47.3	48.4	51.7	55.2	46.2	47.2	50.4	53.9	45.1	46.1	**49.2**	52.6	42.8	43.8	46.7	50.0	39.7	40.5	43.3	46.3
		S/T	0.91	0.85	0.69	0.52	0.94	0.88	0.72	0.54	0.97	0.91	0.74	0.55	1.00	0.94	**0.76**	0.57	1.00	0.97	0.79	0.59	1.00	0.98	0.80	0.60
		ΔT	23	22	19	15	23	22	20	16	23	22	20	16	24	23	**20**	16	22	22	19	16	21	21	18	14
		kW	2.85	2.91	3.01	3.10	3.07	3.14	3.24	3.35	3.27	3.34	3.45	3.57	3.44	3.52	**3.64**	3.76	3.59	3.67	3.80	3.93	3.72	3.80	3.93	4.07
		Amps	10.1	10.4	10.7	11.1	11.0	11.2	11.6	12.1	12.0	12.3	12.7	13.2	12.8	13.2	**13.6**	14.2	13.7	14.0	14.5	15.1	14.5	14.9	15.4	16.0
		HI PR	225	242	246	251	255	274	278	284	290	311	316	323	330	355	**360**	368	371	399	405	414	416	447	453	463
		Lo PR	119	123	134	143	123	127	138	147	127	131	143	152	130	135	**147**	156	133	137	150	160	136	141	154	163
	1530	MBh	44.7	45.7	48.8	52.2	43.7	44.6	47.7	51.0	42.6	43.6	46.6	49.8	41.6	42.5	45.4	48.6	39.5	40.4	43.1	46.1	36.6	37.4	40.0	42.7
		S/T	0.88	0.82	0.67	0.50	0.91	0.85	0.69	0.52	0.93	0.87	0.71	0.53	0.96	0.90	0.73	0.55	1.00	0.94	0.76	0.57	1.01	0.94	0.77	0.57
		ΔT	24	23	20	16	24	23	20	16	24	23	20	16	24	23	20	16	24	23	20	16	22	21	18	15
		kW	2.83	2.89	2.98	3.08	3.05	3.12	3.22	3.32	3.24	3.32	3.43	3.54	3.42	3.49	3.61	3.73	3.56	3.64	3.76	3.89	3.69	3.77	3.90	4.03
		Amps	10.0	10.3	10.6	11.0	10.9	11.1	11.5	12.0	11.9	12.2	12.6	13.1	12.7	13.0	13.5	14.0	13.6	13.9	14.4	15.0	14.4	14.8	15.3	15.9
		HI PR	223	240	243	249	252	271	275	281	287	308	313	320	327	351	356	364	367	395	401	409	411	442	449	459
		Lo PR	118	122	133	142	122	125	137	146	126	130	142	151	129	133	145	155	132	136	148	158	135	139	152	162
85	1970	MBh	50.8	51.8	54.2	57.8	49.6	50.6	53.0	56.5	48.4	49.4	51.7	55.1	47.2	48.2	50.4	53.8	44.9	45.7	47.9	51.1	41.6	42.4	44.4	47.3
		S/T	1.00	0.97	0.87	0.71	1.00	1.00	0.90	0.73	1.00	1.00	0.93	0.75	1.00	1.00	0.96	0.78	1.00	1.00	0.99	0.80	1.00	1.00	1.00	0.81
		ΔT	24	23	22	19	23	24	22	19	23	23	22	19	22	22	22	19	21	21	22	19	19	20	21	18
		kW	2.87	2.94	3.03	3.13	3.10	3.17	3.27	3.38	3.30	3.37	3.48	3.60	3.47	3.55	3.67	3.80	3.62	3.70	3.83	3.96	3.75	3.84	3.97	4.10
		Amps	10.2	10.5	10.8	11.2	11.1	11.4	11.7	12.2	12.1	12.4	12.8	13.3	13.0	13.3	13.7	14.3	13.8	14.2	14.7	15.3	14.7	15.1	15.6	16.2
		HI PR	228	245	248	254	257	277	280	287	292	315	319	326	333	358	363	371	375	403	409	418	420	451	458	468
		Lo PR	121	124	136	145	124	128	140	149	128	132	145	154	132	136	148	158	134	139	151	161	138	142	155	165
	1750	MBh	49.3	50.3	52.6	56.2	48.2	49.1	51.4	54.8	47.0	47.9	50.2	53.5	45.9	46.7	49.0	52.2	43.6	44.4	46.5	49.6	40.4	41.1	43.1	46.0
		S/T	0.95	0.92	0.83	0.67	0.99	0.95	0.86	0.70	1.00	0.98	0.88	0.72	1.00	1.00	0.91	0.74	1.00	1.00	0.95	0.77	1.00	1.00	0.95	0.77
		ΔT	25	24	23	20	25	25	23	20	25	25	23	20	24	25	23	20	23	23	23	20	21	22	22	19
		kW	2.85	2.91	3.01	3.10	3.07	3.14	3.24	3.35	3.27	3.34	3.45	3.57	3.44	3.52	3.64	3.76	3.59	3.67	3.80	3.93	3.72	3.80	3.93	4.07
		Amps	10.1	10.4	10.7	11.1	11.0	11.2	11.6	12.1	12.0	12.3	12.7	13.2	12.8	13.2	13.6	14.2	13.7	14.0	14.5	15.1	14.5	14.9	15.4	16.0
		HI PR	225	242	246	251	255	274	278	284	290	311	316	323	330	355	360	368	371	399	405	414	416	447	453	463
		Lo PR	119	123	134	143	123	127	138	147	127	131	143	152	130	135	147	156	133	137	150	160	136	141	154	163
	1530	MBh	45.5	46.4	48.6	51.8	44.4	45.3	47.5	50.6	43.4	44.2	46.3	49.4	42.3	43.1	45.2	48.2	40.2	41.0	42.9	45.8	37.3	38.0	39.8	42.4
		S/T	0.92	0.89	0.80	0.65	0.95	0.92	0.83	0.67	0.98	0.94	0.85	0.69	1.00	0.97	0.88	0.71	1.00	1.00	0.91	0.74	1.00	1.00	0.92	0.75
		ΔT	25	25	23	20	25	25	24	20	25	25	24	21	25	25	24	21	24	25	24	20	22	23	22	19
		kW	2.83	2.89	2.98	3.08	3.05	3.12	3.22	3.32	3.24	3.32	3.43	3.54	3.42	3.49	3.61	3.73	3.56	3.64	3.76	3.89	3.69	3.77	3.90	4.03
		Amps	10.0	10.3	10.6	11.0	10.9	11.1	11.5	12.0	11.9	12.2	12.6	13.1	12.7	13.0	13.5	14.0	13.6	13.9	14.4	15.0	14.4	14.8	15.3	15.9
		HI PR	223	240	243	249	252	271	275	281	287	308	313	320	327	351	356	364	367	395	401	409	411	442	449	459
		Lo PR	118	122	133	142	122	125	137	146	126	130	142	151	129	133	145	155	132	136	148	158	135	139	152	162

IDB = Entering Indoor Dry Bulb Temperature

High and low pressures are measured at the liquid and suction service valves.

Shaded area reflects AHRI (TVA) conditions

kW = Total system power

Amps = outdoor unit amps (comp.+fan)

Expanded Cooling Data – DSXC180601A* / CA*F4961*6** +TXV / MBVC2000**-1 Low Stage

			Outdoor Ambient Temperature																							
			65ºF				75ºF				85ºF				95ºF				105ºF				115ºF			
			Entering Indoor Wet Bulb Temperature																							
IDB	Airflow		59	63	67	71	59	63	67	71	59	63	67	71	59	63	67	71	59	63	67	71	59	63	67	71
70	1520	MBh	42.4	43.9	48.1	-	41.4	42.9	47.0	-	40.4	41.9	45.9	-	39.4	40.8	44.7	-	37.4	38.8	42.5	-	34.7	35.9	39.4	-
		S/T	0.73	0.61	0.42	-	0.75	0.63	0.44	-	0.77	0.65	0.45	-	0.80	0.67	0.46	-	0.83	0.69	0.48	-	0.83	0.70	0.48	-
		ΔT	19	16	12	-	19	16	12	-	19	16	12	-	19	16	12	-	19	16	12	-	17	15	11	-
		kW	2.43	2.49	2.57	-	2.64	2.70	2.79	-	2.82	2.89	2.99	-	2.98	3.05	3.16	-	3.12	3.19	3.31	-	3.24	3.31	3.43	-
		Amps	9.4	9.6	10.0	-	10.2	10.4	10.8	-	11.1	11.4	11.8	-	11.9	12.2	12.6	-	14.0	14.3	14.8	-	14.8	15.1	15.7	-
		HI PR	226	243	247	-	248	267	271	-	291	313	317	-	331	356	361	-	372	400	406	-	430	463	469	-
		Lo PR	118	122	133	-	121	125	137	-	125	129	141	-	129	133	145	-	131	136	148	-	135	139	152	-
	1350	MBh	41.1	42.6	46.7	-	40.2	41.6	45.6	-	39.2	40.6	44.5	-	38.3	39.6	43.4	-	36.3	37.7	41.3	-	33.7	34.9	38.2	-
		S/T	0.69	0.58	0.40	-	0.72	0.60	0.42	-	0.74	0.62	0.43	-	0.76	0.64	0.44	-	0.79	0.66	0.46	-	0.80	0.66	0.46	-
		ΔT	19	17	13	-	20	17	13	-	20	17	13	-	20	17	13	-	20	17	13	-	18	16	12	-
		kW	2.41	2.47	2.55	-	2.61	2.68	2.77	-	2.80	2.86	2.96	-	2.95	3.03	3.13	-	3.09	3.16	3.28	-	3.21	3.28	3.40	-
		Amps	9.3	9.5	9.9	-	10.1	10.3	10.7	-	11.0	11.3	11.7	-	11.8	12.1	12.5	-	13.8	14.2	14.7	-	14.6	15.0	15.5	-
		HI PR	224	241	244	-	246	264	268	-	288	309	314	-	328	352	357	-	369	397	402	-	426	458	465	-
		Lo PR	117	120	131	-	120	124	135	-	124	128	140	-	128	132	144	-	130	134	146	-	133	137	150	-
	1180	MBh	38.0	39.3	43.1	-	37.1	38.4	42.1	-	36.2	37.5	41.1	-	35.3	36.6	40.1	-	33.5	34.8	38.1	-	31.1	32.2	35.3	-
		S/T	0.67	0.56	0.39	-	0.69	0.58	0.40	-	0.71	0.59	0.41	-	0.73	0.61	0.42	-	0.76	0.64	0.44	-	0.77	0.64	0.44	-
		ΔT	20	17	13	-	20	17	13	-	20	17	13	-	20	17	13	-	20	17	13	-	19	16	12	-
		kW	2.39	2.44	2.53	-	2.59	2.65	2.75	-	2.77	2.84	2.94	-	2.93	3.00	3.10	-	3.06	3.14	3.25	-	3.18	3.25	3.37	-
		Amps	9.2	9.4	9.8	-	10.0	10.2	10.6	-	10.9	11.2	11.6	-	11.7	12.0	12.4	-	13.7	14.0	14.5	-	14.5	14.8	15.4	-
		HI PR	222	238	242	-	243	262	265	-	285	306	311	-	325	349	354	-	365	393	398	-	422	454	460	-
		Lo PR	116	119	130	-	119	123	134	-	123	127	138	-	126	130	142	-	129	133	145	-	132	136	149	-
75	1520	MBh	43.1	44.3	48.0	51.5	42.1	43.3	46.9	50.3	41.1	42.3	45.8	49.1	40.1	**41.3**	44.7	47.9	38.1	39.2	42.4	45.5	35.3	36.3	39.3	42.2
		S/T	0.83	0.74	0.56	0.36	0.86	0.77	0.58	0.37	0.88	0.79	0.59	0.38	0.91	**0.81**	0.61	0.39	0.94	0.84	0.64	0.41	0.95	0.85	0.64	0.41
		ΔT	22	20	16	11	22	20	16	11	22	20	16	11	22	**20**	17	11	22	20	16	11	20	19	15	11
		kW	2.43	2.49	2.57	2.67	2.64	2.70	2.79	2.89	2.82	2.89	2.99	3.10	2.98	**3.05**	3.16	3.28	3.12	3.19	3.31	3.43	3.24	3.31	3.43	3.56
		Amps	9.4	9.6	10.0	10.3	10.2	10.4	10.8	11.2	11.1	11.4	11.8	12.2	11.9	**12.2**	12.6	13.1	14.0	14.3	14.8	15.4	14.8	15.1	15.7	16.3
		HI PR	226	243	247	252	248	267	271	277	291	313	317	324	331	**356**	361	369	372	400	406	415	430	463	469	480
		Lo PR	118	122	133	141	121	125	137	146	125	129	141	150	129	**133**	145	154	131	136	148	158	135	139	152	161
	1350	MBh	41.8	43.1	46.6	50.0	40.8	42.1	45.5	48.9	39.9	41.1	44.4	47.7	38.9	**40.1**	43.4	46.5	37.0	38.0	41.2	44.2	34.2	35.2	38.1	40.9
		S/T	0.79	0.70	0.53	0.34	0.82	0.73	0.55	0.36	0.84	0.75	0.57	0.36	0.86	**0.77**	0.59	0.38	0.90	0.80	0.61	0.39	0.90	0.81	0.61	0.39
		ΔT	22	21	17	12	23	21	17	12	23	21	17	12	23	**21**	17	12	23	21	17	12	21	19	16	11
		kW	2.41	2.47	2.55	2.64	2.61	2.68	2.77	2.87	2.80	2.86	2.96	3.07	2.95	**3.03**	3.13	3.25	3.09	3.16	3.28	3.40	3.21	3.28	3.40	3.53
		Amps	9.3	9.5	9.9	10.2	10.1	10.3	10.7	11.1	11.0	11.3	11.7	12.1	11.8	**12.1**	12.5	13.0	13.8	14.2	14.7	15.3	14.6	15.0	15.5	16.1
		HI PR	224	241	244	250	246	264	268	274	288	309	314	321	328	**352**	357	365	369	397	402	411	426	458	465	475
		Lo PR	117	120	131	140	120	124	135	144	124	128	140	149	128	**132**	144	153	130	134	146	156	133	137	150	160
	1180	MBh	38.6	39.7	43.0	46.2	37.7	38.8	42.0	45.1	36.8	37.9	41.0	44.0	35.9	**37.0**	40.0	42.9	34.1	35.1	38.0	40.8	31.6	32.5	35.2	37.8
		S/T	0.76	0.68	0.51	0.33	0.79	0.70	0.53	0.34	0.81	0.72	0.55	0.35	0.83	**0.75**	0.56	0.36	0.87	0.77	0.59	0.38	0.87	0.78	0.59	0.38
		ΔT	23	21	17	12	23	21	17	12	23	21	17	12	23	**21**	18	12	23	21	17	12	21	20	16	11
		kW	2.39	2.44	2.53	2.62	2.59	2.65	2.75	2.84	2.77	2.84	2.94	3.04	2.93	**3.00**	3.10	3.22	3.06	3.14	3.25	3.37	3.18	3.25	3.37	3.49
		Amps	9.2	9.4	9.8	10.1	10.0	10.2	10.6	11.0	10.9	11.2	11.6	12.0	11.7	**12.0**	12.4	12.9	13.7	14.0	14.5	15.1	14.5	14.8	15.4	16.0
		HI PR	222	238	242	247	243	262	265	271	285	306	311	318	325	**349**	354	362	365	393	398	407	422	454	460	470
		Lo PR	116	119	130	139	119	123	134	143	123	127	138	147	126	**130**	142	151	129	133	145	154	132	136	149	158

IDB = Entering Indoor Dry Bulb Temperature

High and low pressures are measured at the liquid and suction service valves.

Shaded area reflects ACCA (TVA) conditions

kW = Total system power

Amps = outdoor unit amps (comp.+fan)

Expanded Cooling Data – DSXC180601A* / CA*F4961*6** +TXV / MBVC2000**-1 Low Stage (cont.)

			Outdoor Ambient Temperature																							
			65ºF				75ºF				85ºF				95ºF				105ºF				115ºF			
			Entering Indoor Wet Bulb Temperature																							
IDB	Airflow		59	63	67	71	59	63	67	71	59	63	67	71	59	63	67	71	59	63	67	71	59	63	67	71
80	1520	MBh	43.8	44.8	47.9	51.2	42.8	43.8	46.7	50.0	41.8	42.7	45.6	48.8	40.8	41.7	44.5	47.6	38.7	39.6	42.3	45.2	35.9	36.7	39.2	41.9
		S/T	0.91	0.85	0.69	0.52	0.94	0.88	0.72	0.54	0.96	0.90	0.74	0.55	1.00	0.93	0.76	0.57	1.00	0.97	0.79	0.59	1.00	1.00	0.79	0.59
		ΔT	24	23	20	16	24	23	20	16	24	23	20	16	25	23	20	16	23	23	20	16	22	22	19	15
		kW	2.43	2.49	2.57	2.67	2.64	2.70	2.79	2.89	2.82	2.89	2.99	3.10	2.98	3.05	3.16	3.28	3.12	3.19	3.31	3.43	3.24	3.31	3.43	3.56
		Amps	9.4	9.6	10.0	10.3	10.2	10.4	10.8	11.2	11.1	11.4	11.8	12.2	11.9	12.2	12.6	13.1	14.0	14.3	14.8	15.4	14.8	15.1	15.7	16.3
		HI PR	226	243	247	252	248	267	271	277	291	313	317	324	331	356	361	369	372	400	406	415	430	463	469	480
		Lo PR	118	122	133	141	121	125	137	146	125	129	141	150	129	133	145	154	131	136	148	158	135	139	152	161
	1350	MBh	42.6	43.5	46.5	49.7	41.6	42.5	45.4	48.5	40.6	41.5	44.3	47.4	39.6	40.5	**43.2**	46.2	37.6	38.4	41.1	43.9	34.8	35.6	38.0	40.7
		S/T	0.86	0.81	0.66	0.49	0.90	0.84	0.68	0.51	0.92	0.86	0.70	0.52	0.95	0.89	**0.72**	0.54	0.98	0.92	0.75	0.56	0.99	0.93	0.76	0.57
		ΔT	25	24	21	17	25	24	21	17	25	24	21	17	26	24	**21**	17	25	24	21	17	24	23	20	16
		kW	2.41	2.47	2.55	2.64	2.61	2.68	2.77	2.87	2.80	2.86	2.96	3.07	2.95	3.03	**3.13**	3.25	3.09	3.16	3.28	3.40	3.21	3.28	3.40	3.53
		Amps	9.3	9.5	9.9	10.2	10.1	10.3	10.7	11.1	11.0	11.3	11.7	12.1	11.8	12.1	**12.5**	13.0	13.8	14.2	14.7	15.3	14.6	15.0	15.5	16.1
		HI PR	224	241	244	250	246	264	268	274	288	309	314	321	328	352	**357**	365	369	397	402	411	426	458	465	475
		Lo PR	117	120	131	140	120	124	135	144	124	128	140	149	128	132	**144**	153	130	134	146	156	133	137	150	160
	1180	MBh	39.3	40.1	42.9	45.8	38.4	39.2	41.9	44.8	37.5	38.3	40.9	43.7	36.5	37.3	39.9	42.6	34.7	35.5	37.9	40.5	32.2	32.9	35.1	37.5
		S/T	0.83	0.78	0.64	0.48	0.86	0.81	0.66	0.49	0.89	0.83	0.68	0.51	0.91	0.86	0.70	0.52	0.95	0.89	0.72	0.54	0.96	0.90	0.73	0.55
		ΔT	26	24	21	17	26	25	22	17	26	25	22	17	26	25	22	17	26	25	21	17	24	23	20	16
		kW	2.39	2.44	2.53	2.62	2.59	2.65	2.75	2.84	2.77	2.84	2.94	3.04	2.93	3.00	3.10	3.22	3.06	3.14	3.25	3.37	3.18	3.25	3.37	3.49
		Amps	9.2	9.4	9.8	10.1	10.0	10.2	10.6	11.0	10.9	11.2	11.6	12.0	11.7	12.0	12.4	12.9	13.7	14.0	14.5	15.1	14.5	14.8	15.4	16.0
		HI PR	222	238	242	247	243	262	265	271	285	306	311	318	325	349	354	362	365	393	398	407	422	454	460	470
		Lo PR	116	119	130	139	119	123	134	143	123	127	138	147	126	130	142	151	129	133	145	154	132	136	149	158
85	1520	MBh	44.6	45.5	47.6	50.8	43.6	44.4	46.5	49.6	42.5	43.4	45.4	48.4	41.5	42.3	44.3	47.3	39.4	40.2	42.1	44.9	36.5	37.2	39.0	41.6
		S/T	0.95	0.92	0.83	0.67	0.98	0.95	0.86	0.70	1.00	0.97	0.88	0.71	1.00	1.00	0.91	0.74	1.00	1.00	0.94	0.76	1.00	1.00	0.95	0.77
		ΔT	26	25	24	21	26	26	24	21	26	26	24	21	25	26	24	21	24	24	24	21	22	23	22	19
		kW	2.43	2.49	2.57	2.67	2.64	2.70	2.79	2.89	2.82	2.89	2.99	3.10	2.98	3.05	3.16	3.28	3.12	3.19	3.31	3.43	3.24	3.31	3.43	3.56
		Amps	9.4	9.6	10.0	10.3	10.2	10.4	10.8	11.2	11.1	11.4	11.8	12.2	11.9	12.2	12.6	13.1	14.0	14.3	14.8	15.4	14.8	15.1	15.7	16.3
		HI PR	226	243	247	252	248	267	271	277	291	313	317	324	331	356	361	369	372	400	406	415	430	463	469	480
		Lo PR	118	122	133	141	121	125	137	146	125	129	141	150	129	133	145	154	131	136	148	158	135	139	152	161
	1350	MBh	43.3	44.1	46.2	49.3	42.3	43.1	45.2	48.2	41.3	42.1	44.1	47.0	40.3	41.1	43.0	45.9	38.3	39.0	40.9	43.6	35.4	36.1	37.8	40.4
		S/T	0.91	0.87	0.79	0.64	0.94	0.91	0.82	0.66	0.96	0.93	0.84	0.68	0.99	0.96	0.87	0.70	1.00	1.00	0.90	0.73	1.00	1.00	0.91	0.73
		ΔT	27	26	25	22	27	27	25	22	27	27	25	22	27	27	25	22	26	26	25	22	24	25	23	20
		kW	2.41	2.47	2.55	2.64	2.61	2.68	2.77	2.87	2.80	2.86	2.96	3.07	2.95	3.03	3.13	3.25	3.09	3.16	3.28	3.40	3.21	3.28	3.40	3.53
		Amps	9.3	9.5	9.9	10.2	10.1	10.3	10.7	11.1	11.0	11.3	11.7	12.1	11.8	12.1	12.5	13.0	13.8	14.2	14.7	15.3	14.6	15.0	15.5	16.1
		HI PR	224	241	244	250	246	264	268	274	288	309	314	321	328	352	357	365	369	397	402	411	426	458	465	475
		Lo PR	117	120	131	140	120	124	135	144	124	128	140	149	128	132	144	153	130	134	146	156	133	137	150	160
	1180	MBh	40.0	40.7	42.7	45.5	39.0	39.8	41.7	44.5	38.1	38.8	40.7	43.4	37.2	37.9	39.7	42.3	35.3	36.0	37.7	40.2	32.7	33.4	34.9	37.3
		S/T	0.87	0.84	0.76	0.62	0.91	0.87	0.79	0.64	0.93	0.90	0.81	0.66	0.96	0.92	0.83	0.68	0.99	0.96	0.87	0.70	1.00	0.97	0.87	0.71
		ΔT	27.2	27	25	22	28	27	26	22	28	27	26	22	28	27	26	22	27	27	25	22	25	25	24	21
		kW	2.39	2.44	2.53	2.62	2.59	2.65	2.75	2.84	2.77	2.84	2.94	3.04	2.93	3.00	3.10	3.22	3.06	3.14	3.25	3.37	3.18	3.25	3.37	3.49
		Amps	9.2	9.4	9.8	10.1	10.0	10.2	10.6	11.0	10.9	11.2	11.6	12.0	11.7	12.0	12.4	12.9	13.7	14.0	14.5	15.1	14.5	14.8	15.4	16.0
		HI PR	222	238	242	247	243	262	265	271	285	306	311	318	325	349	354	362	365	393	398	407	422	454	460	470
		Lo PR	116	119	130	139	119	123	134	143	123	127	138	147	126	130	142	151	129	133	145	154	132	136	149	158

IDB = Entering Indoor Dry Bulb Temperature

High and low pressures are measured at the liquid and suction service valves.

Shaded area reflects AHRI (TVA) conditions

kW = Total system power

Amps = outdoor unit amps (comp.+fan)

Expanded Cooling Data – DSXC180601A*/CA*F4961*6**+TXV/MBVC2000**-1 High Stage

			Outdoor Ambient Temperature																							
			65ºF				75ºF				85ºF				95ºF				105ºF				115ºF			
			Entering Indoor Wet Bulb Temperature																							
IDB	Airflow		59	63	67	71	59	63	67	71	59	63	67	71	59	63	67	71	59	63	67	71	59	63	67	71
70	2250	MBh	58.5	60.6	66.4	-	57.1	59.2	64.9	-	55.8	57.8	63.3	-	54.4	56.4	61.8	-	51.7	53.6	58.7	-	47.9	49.6	54.4	-
		S/T	0.73	0.61	0.42	-	0.76	0.63	0.44	-	0.78	0.65	0.45	-	0.80	0.67	0.47	-	0.83	0.70	0.48	-	0.84	0.70	0.49	-
		ΔT	18	15	12	-	18	15	12	-	18	15	12	-	18	15	12	-	18	15	12	-	16	14	11	-
		kW	3.87	3.96	4.09	-	4.18	4.27	4.41	-	4.45	4.55	4.70	-	4.69	4.80	4.96	-	4.89	5.00	5.17	-	5.07	5.18	5.36	-
		Amps	13.8	14.2	14.7	-	15.0	15.4	15.9	-	16.4	16.8	17.4	-	17.6	18.0	18.7	-	20.6	21.2	21.9	-	21.8	22.4	23.2	-
		HI PR	241	259	263	-	265	285	289	-	310	333	338	-	353	380	385	-	397	427	433	-	459	493	500	-
		Lo PR	115	119	130	-	118	122	133	-	123	126	138	-	126	130	142	-	128	132	144	-	131	136	148	-
	2000	MBh	56.8	58.9	64.5	-	55.5	57.5	63.0	-	54.2	56.1	61.5	-	52.8	54.8	60.0	-	50.2	52.0	57.0	-	46.5	48.2	52.8	-
		S/T	0.70	0.58	0.40	-	0.72	0.60	0.42	-	0.74	0.62	0.43	-	0.77	0.64	0.44	-	0.80	0.66	0.46	-	0.80	0.67	0.46	-
		ΔT	18	16	12	-	18	16	12	-	18	16	12	-	19	16	12	-	18	16	12	-	17	15	11	-
		kW	3.84	3.93	4.05	-	4.15	4.24	4.38	-	4.41	4.51	4.66	-	4.65	4.75	4.91	-	4.85	4.96	5.13	-	5.02	5.14	5.31	-
		Amps	13.7	14.0	14.5	-	14.9	15.2	15.8	-	16.2	16.6	17.2	-	17.4	17.8	18.5	-	20.4	21.0	21.7	-	21.6	22.2	23.0	-
		HI PR	239	257	260	-	262	282	286	-	307	330	335	-	349	376	381	-	393	423	429	-	454	488	495	-
		Lo PR	114	118	128	-	117	121	132	-	121	125	137	-	125	128	140	-	127	131	143	-	130	134	147	-
	1750	MBh	52.4	54.3	59.5	-	51.2	53.1	58.1	-	50.0	51.8	56.8	-	48.8	50.5	55.4	-	46.3	48.0	52.6	-	42.9	44.5	48.7	-
		S/T	0.67	0.56	0.39	-	0.70	0.58	0.40	-	0.72	0.60	0.41	-	0.74	0.62	0.43	-	0.77	0.64	0.44	-	0.77	0.65	0.45	-
		ΔT	19	16	12	-	19	16	12	-	19	16	12	-	19	16	12	-	19	16	12	-	17	15	11	-
		kW	3.81	3.89	4.02	-	4.11	4.20	4.34	-	4.38	4.47	4.62	-	4.61	4.71	4.87	-	4.81	4.92	5.08	-	4.98	5.09	5.27	-
		Amps	13.5	13.9	14.4	-	14.7	15.1	15.6	-	16.1	16.5	17.1	-	17.2	17.7	18.3	-	20.2	20.8	21.5	-	21.4	22.0	22.7	-
		HI PR	236	254	258	-	259	279	283	-	304	327	331	-	346	372	377	-	389	419	424	-	450	484	490	-
		Lo PR	113	116	127	-	116	120	131	-	120	124	135	-	123	127	139	-	126	130	142	-	129	133	145	-
75	2250	MBh	59.5	61.3	66.3	71.2	58.1	59.8	64.8	69.5	56.7	58.4	63.2	67.8	55.3	**57.0**	61.7	66.2	52.6	54.1	58.6	62.9	48.7	50.1	54.3	58.3
		S/T	0.83	0.75	0.56	0.36	0.86	0.77	0.58	0.38	0.89	0.79	0.60	0.39	0.91	**0.82**	0.62	0.40	0.95	0.85	0.64	0.41	0.96	0.86	0.65	0.42
		ΔT	20	19	15	11	20	19	15	11	21	19	15	11	21	**19**	16	11	20	19	15	11	19	18	14	10
		kW	3.87	3.96	4.09	4.22	4.18	4.27	4.41	4.56	4.45	4.55	4.70	4.86	4.69	**4.80**	4.96	5.13	4.89	5.00	5.17	5.35	5.07	5.18	5.36	5.55
		Amps	13.8	14.2	14.7	15.2	15.0	15.4	15.9	16.6	16.4	16.8	17.4	18.1	17.6	**18.0**	18.7	19.4	20.6	21.2	21.9	22.8	21.8	22.4	23.2	24.1
		HI PR	241	259	263	269	265	285	289	295	310	333	338	345	353	**380**	385	393	397	427	433	443	459	493	500	511
		Lo PR	115	119	130	138	118	122	133	142	123	126	138	147	126	**130**	142	151	128	132	144	154	131	136	148	158
	2000	MBh	57.8	59.5	64.4	69.1	56.4	58.1	62.9	67.5	55.1	56.7	61.4	65.9	53.7	**55.3**	59.9	64.3	51.0	52.6	56.9	61.1	47.3	48.7	52.7	56.6
		S/T	0.79	0.71	0.54	0.35	0.82	0.74	0.56	0.36	0.84	0.76	0.57	0.37	0.87	**0.78**	0.59	0.38	0.90	0.81	0.61	0.39	0.91	0.82	0.62	0.40
		ΔT	21	19	16	11	21	20	16	11	21	20	16	11	22	**20**	16	11	21	20	16	11	20	18	15	10
		kW	3.84	3.93	4.05	4.19	4.15	4.24	4.38	4.52	4.41	4.51	4.66	4.82	4.65	**4.75**	4.91	5.08	4.85	4.96	5.13	5.31	5.02	5.14	5.31	5.50
		Amps	13.7	14.0	14.5	15.1	14.9	15.2	15.8	16.4	16.2	16.6	17.2	17.9	17.4	**17.8**	18.5	19.2	20.4	21.0	21.7	22.6	21.6	22.2	23.0	23.9
		HI PR	239	257	260	266	262	282	286	292	307	330	335	342	349	**376**	381	389	393	423	429	438	454	488	495	506
		Lo PR	114	118	128	137	117	121	132	141	121	125	137	145	125	**128**	140	149	127	131	143	152	130	134	147	156
	1750	MBh	53.3	54.9	59.4	63.8	52.1	53.6	58.0	62.3	50.8	52.3	56.7	60.8	49.6	**51.1**	55.3	59.3	47.1	48.5	52.5	56.4	43.6	44.9	48.6	52.2
		S/T	0.77	0.69	0.52	0.33	0.79	0.71	0.54	0.35	0.81	0.73	0.55	0.35	0.84	**0.75**	0.57	0.37	0.87	0.78	0.59	0.38	0.88	0.79	0.60	0.38
		ΔT	21	20	16	11	22	20	16	11	22	20	16	11	22	**20**	17	11	22	20	16	11	20	19	15	11
		kW	3.81	3.89	4.02	4.15	4.11	4.20	4.34	4.49	4.38	4.47	4.62	4.78	4.61	**4.71**	4.87	5.04	4.81	4.92	5.08	5.26	4.98	5.09	5.27	5.45
		Amps	13.5	13.9	14.4	14.9	14.7	15.1	15.6	16.2	16.1	16.5	17.1	17.7	17.2	**17.7**	18.3	19.0	20.2	20.8	21.5	22.3	21.4	22.0	22.7	23.6
		HI PR	236	254	258	263	259	279	283	289	304	327	331	339	346	**372**	377	386	389	419	424	434	450	484	490	501
		Lo PR	113	116	127	135	116	120	131	139	120	124	135	144	123	**127**	139	148	126	130	142	151	129	133	145	155

IDB = Entering Indoor Dry Bulb Temperature

High and low pressures are measured at the liquid and suction service valves.

Shaded area reflects ACCA (TVA) conditions

kW = Total system power

Amps = outdoor unit amps (comp.+fan)

Expanded Cooling Data – DSXC180601A* / CA*F4961*6** +TXV / MBVC2000**-1 High Stage (cont.)

			Outdoor Ambient Temperature																							
			65ºF				75ºF				85ºF				95ºF				105ºF				115ºF			
			Entering Indoor Wet Bulb Temperature																							
IDB	Airflow		59	63	67	71	59	63	67	71	59	63	67	71	59	63	67	71	59	63	67	71	59	63	67	71
80	2250	MBh	60.6	61.9	66.1	70.7	59.1	60.4	64.6	69.0	57.7	59.0	63.0	67.4	56.3	57.6	61.5	65.7	53.5	54.7	58.4	62.4	49.6	50.6	54.1	57.8
		S/T	0.91	0.86	0.70	0.52	0.95	0.89	0.72	0.54	1.00	0.91	0.74	0.55	1.00	0.94	0.77	0.57	1.00	1.00	0.79	0.59	1.00	1.00	0.80	0.60
		ΔT	23	22	19	15	23	22	19	15	24	22	19	15	23	22	19	15	22	22	19	15	20	21	18	14
		kW	3.87	3.96	4.09	4.22	4.18	4.27	4.41	4.56	4.45	4.55	4.70	4.86	4.69	4.80	4.96	5.13	4.89	5.00	5.17	5.35	5.07	5.18	5.36	5.55
		Amps	13.8	14.2	14.7	15.2	15.0	15.4	15.9	16.6	16.4	16.8	17.4	18.1	17.6	18.0	18.7	19.4	20.6	21.2	21.9	22.8	21.8	22.4	23.2	24.1
		HI PR	241	259	263	269	265	285	289	295	310	333	338	345	353	380	385	393	397	427	433	443	459	493	500	511
		Lo PR	115	119	130	138	118	122	133	142	123	126	138	147	126	130	142	151	128	132	144	154	131	136	148	158
	2000	MBh	58.8	60.1	64.2	68.6	57.4	58.7	62.7	67.0	56.1	57.3	61.2	65.4	54.7	55.9	**59.7**	63.8	52.0	53.1	56.7	60.6	48.1	49.2	52.5	56.2
		S/T	0.87	0.82	0.67	0.50	0.90	0.85	0.69	0.52	0.93	0.87	0.71	0.53	0.96	0.90	**0.73**	0.55	0.99	0.93	0.76	0.57	1.00	0.94	0.76	0.57
		ΔT	24	23	20	16	24	23	20	16	24	23	20	16	24	23	**20**	16	24	23	20	16	22	21	18	15
		kW	3.84	3.93	4.05	4.19	4.15	4.24	4.38	4.52	4.41	4.51	4.66	4.82	4.65	4.75	**4.91**	5.08	4.85	4.96	5.13	5.31	5.02	5.14	5.31	5.50
		Amps	13.7	14.0	14.5	15.1	14.9	15.2	15.8	16.4	16.2	16.6	17.2	17.9	17.4	17.8	**18.5**	19.2	20.4	21.0	21.7	22.6	21.6	22.2	23.0	23.9
		HI PR	239	257	260	266	262	282	286	292	307	330	335	342	349	376	**381**	389	393	423	429	438	454	488	495	506
		Lo PR	114	118	128	137	117	121	132	141	121	125	137	145	125	128	**140**	149	127	131	143	152	130	134	147	156
	1750	MBh	54.3	55.4	59.2	63.3	53.0	54.2	57.9	61.9	51.7	52.9	56.5	60.4	50.5	51.6	55.1	58.9	48.0	49.0	52.3	56.0	44.4	45.4	48.5	51.8
		S/T	0.84	0.79	0.64	0.48	0.87	0.82	0.66	0.50	0.89	0.84	0.68	0.51	0.92	0.86	0.70	0.53	0.96	0.90	0.73	0.55	0.96	0.90	0.74	0.55
		ΔT	24	23	20	16	24	23	20	16	24	23	20	16	24	23	20	16	24	23	20	16	23	22	19	15
		kW	3.81	3.89	4.02	4.15	4.11	4.20	4.34	4.49	4.38	4.47	4.62	4.78	4.61	4.71	4.87	5.04	4.81	4.92	5.08	5.26	4.98	5.09	5.27	5.45
		Amps	13.5	13.9	14.4	14.9	14.7	15.1	15.6	16.2	16.1	16.5	17.1	17.7	17.2	17.7	18.3	19.0	20.2	20.8	21.5	22.3	21.4	22.0	22.7	23.6
		HI PR	236	254	258	263	259	279	283	289	304	327	331	339	346	372	377	386	389	419	424	434	450	484	490	501
		Lo PR	113	116	127	135	116	120	131	139	120	124	135	144	123	127	139	148	126	130	142	151	129	133	145	155
85	2250	MBh	61.6	62.8	65.8	70.2	60.2	61.3	64.2	68.5	58.7	59.9	62.7	66.9	57.3	58.4	61.2	65.3	54.4	55.5	58.1	62.0	50.4	51.4	53.8	57.4
		S/T	0.96	0.92	0.83	0.68	0.99	0.96	0.86	0.70	1.00	0.98	0.89	0.72	1.00	1.00	0.91	0.74	1.00	1.00	0.95	0.77	1.00	1.00	0.96	0.78
		ΔT	24	24	22	19	24	24	23	20	24	24	23	20	23	24	23	20	22	23	23	20	21	21	21	18
		kW	3.87	3.96	4.09	4.22	4.18	4.27	4.41	4.56	4.45	4.55	4.70	4.86	4.69	4.80	4.96	5.13	4.89	5.00	5.17	5.35	5.07	5.18	5.36	5.55
		Amps	13.8	14.2	14.7	15.2	15.0	15.4	15.9	16.6	16.4	16.8	17.4	18.1	17.6	18.0	18.7	19.4	20.6	21.2	21.9	22.8	21.8	22.4	23.2	24.1
		HI PR	241	259	263	269	265	285	289	295	310	333	338	345	353	380	385	393	397	427	433	443	459	493	500	511
		Lo PR	115	119	130	138	118	122	133	142	123	126	138	147	126	130	142	151	128	132	144	154	131	136	148	158
	2000	MBh	59.8	61.0	63.9	68.1	58.4	59.6	62.4	66.5	57.0	58.1	60.9	65.0	55.6	56.7	59.4	63.4	52.9	53.9	56.4	60.2	49.0	49.9	52.3	55.8
		S/T	0.91	0.88	0.80	0.65	0.95	0.91	0.82	0.67	0.97	0.94	0.85	0.69	1.00	0.97	0.87	0.71	1.00	1.00	0.91	0.73	1.00	1.00	0.91	0.74
		ΔT	25	25	23	20	25	25	24	20	25	25	24	20	26	25	24	21	24	25	23	20	23	23	22	19
		kW	3.84	3.93	4.05	4.19	4.15	4.24	4.38	4.52	4.41	4.51	4.66	4.82	4.65	4.75	4.91	5.08	4.85	4.96	5.13	5.31	5.02	5.14	5.31	5.50
		Amps	13.7	14.0	14.5	15.1	14.9	15.2	15.8	16.4	16.2	16.6	17.2	17.9	17.4	17.8	18.5	19.2	20.4	21.0	21.7	22.6	21.6	22.2	23.0	23.9
		HI PR	239	257	260	266	262	282	286	292	307	330	335	342	349	376	381	389	393	423	429	438	454	488	495	506
		Lo PR	114	118	128	137	117	121	132	141	121	125	137	145	125	128	140	149	127	131	143	152	130	134	147	156
	1750	MBh	55.2	56.3	58.9	62.9	53.9	55.0	57.6	61.4	52.6	53.7	56.2	60.0	51.4	52.4	54.8	58.5	48.8	49.7	52.1	55.6	45.2	46.1	48.2	51.5
		S/T	0.88	0.85	0.77	0.62	0.91	0.88	0.79	0.64	0.94	0.90	0.82	0.66	0.97	0.93	0.84	0.68	1.00	0.97	0.87	0.71	1.00	0.98	0.88	0.71
		ΔT	26	25	24	21	26	25	24	21	26	25	24	21	26	26	24	21	26	25	24	21	24	24	22	19
		kW	3.81	3.89	4.02	4.15	4.11	4.20	4.34	4.49	4.38	4.47	4.62	4.78	4.61	4.71	4.87	5.04	4.81	4.92	5.08	5.26	4.98	5.09	5.27	5.45
		Amps	13.5	13.9	14.4	14.9	14.7	15.1	15.6	16.2	16.1	16.5	17.1	17.7	17.2	17.7	18.3	19.0	20.2	20.8	21.5	22.3	21.4	22.0	22.7	23.6
		HI PR	236	254	258	263	259	279	283	289	304	327	331	339	346	372	377	386	389	419	424	434	450	484	490	501
		Lo PR	113	116	127	135	116	120	131	139	120	124	135	144	123	127	139	148	126	130	142	151	129	133	145	155

IDB = Entering Indoor Dry Bulb Temperature

Shaded area reflects AHRI (TVA) conditions

kW = Total system power

High and low pressures are measured at the liquid and suction service valves.

Amps = outdoor unit amps (comp.+fan)

Outdoor Unit	Indoor Units		Cooling Ratings				CFM	AHRI #
	Coils/Air Handlers	Furnaces	Total[1]	Sens.[1]	SEER[2]	EER[3]		
DSXC18 0361A*	AVPTC37C14A*		34,000	25,800	16.0	12.5	1,250	8996174
	AVPTC42D14A*		35,000	26,600	17.0	13.0	1,280	5924367
	AVPTC48C14A*		34,000	25,800	16.0	12.5	1,100	7079242
	AVPTC48D14A*		36,000	27,400	17.5	13.0	1,200	5924368
	AVPTC49D14A*		36,000	27,400	17.5	13.0	1,320	8996175
	CA*F3137*6A*+TXV	G*VC960803BNA*	34,000	25,800	16.0	12.5	1,200	8330168
	CA*F3743*6D*+EEP+TXV		35,000	26,600	15.0	12.5	1,250	5357210
	CA*F3743*6D*+MBVC1600**-1A*+TXV		35,000	26,600	18.0	13.0	1,200	4415028
	CA*F3743*6D*+MBVC2000**-1A*+TXV		35,000	26,600	18.0	13.0	1,200	4415029
	CA*F3743*6D*+TXV	G*VC80603B*B*	35,000	28,400	17.0	13.0	1200	9923088
	CA*F3743*6D*+TXV	G*VC80803B*B*	35,000	28,400	17.0	13.0	1150	9923093
	CA*F3743*6D*+TXV	G*VC80804C*B*	35,000	28,400	17.0	13.0	1250	9923098
	CA*F3743*6D*+TXV	G*VC80805D*B*	35,000	28,400	17.0	13.0	1200	9923103
	CA*F3743*6D*+TXV	ADVC80805C*B*	35,000	26,600	17.0	13.0	1,190	5039119
	CA*F3743*6D*+TXV	G*VC960603BNA*	33,600	25,600	16.0	13.0	1,075	7356527
	CA*F3743*6D*+TXV	A*VC960403BNA*	33,600	25,600	16.0	13.0	1,075	7356607
	CA*F3743*6D*+TXV	G*VC81005C*B*	35,000	26,600	17.0	13.0	1,210	6497758
	CA*F3743*6D*+TXV	G*VC80805C*B*	35,000	26,600	17.0	13.0	1,190	5038938
	CA*F3743*6D*+TXV	A*VC960804CNA*	34,400	26,200	17.0	13.0	1,190	7356706
	CA*F3743*6D*+TXV	G*VC960804CNA*	34,400	26,200	17.0	13.0	1,190	7356692
	CA*F3743*6D*+TXV	A*VM971005CNA*	34,400	26,200	17.0	13.0	1,175	7356714
	CA*F3743*6D*+TXV	G*VC961005CNA*	34,400	26,200	17.0	13.0	1,175	7356693
	CA*F3743*6D*+TXV	G*VC961205DNA*	34,600	26,200	17.0	13.0	1,150	7356694
	CA*F3743*6D*+TXV	A*EC960803BNA*	34,000	25,800	16.0	12.5	1,150	7366161
	CA*F3743*6D*+TXV	G*VC960403BNA*	33,600	25,600	16.0	13.0	1,075	7356522
	CA*F3743*6D*+TXV	A*VC960603BNA*	33,600	25,600	16.0	13.0	1,075	7356612
	CA*F3743*6D*+TXV	A*VC81005C*B*	35,000	26,600	17.0	13.0	1,210	6497749
	CA*F3743*6D*+TXV	A*VM970804CNA*	34,400	26,200	17.0	13.0	1,190	7356713
	CA*F3743*6D*+TXV	G*EC960603BNA*	34,000	25,800	16.0	13.0	1,150	7366136
	CA*F3743*6D*+TXV	A*VM971205DNA*	34,600	26,200	17.0	13.0	1,150	7356715
	CA*F3743*6D*+TXV	A*VM970603BNA*	33,600	25,600	16.0	13.0	1,075	7356652
	CA*F3743*6D*+TXV	A*VM970803BNA*	33,600	25,600	16.0	13.0	1,100	7356657
	CA*F3743*6D*+TXV	A*EC960603BNA*	34,000	25,800	16.0	13.0	1,150	7366157
	CA*F3743*6D*+TXV	ADVC81005C*B*	35,000	26,600	17.0	13.0	1,230	6497757
	CA*F3743*6D*+TXV	G*VC960803BNA*	33,600	25,600	16.0	13.0	1,100	7356532
	CA*F3743*6D*+TXV	G*VM970803BNA*	33,600	25,600	16.0	13.0	1,100	7356572
	CA*F3743*6D*+TXV	G*VC80604B*B*	35,000	26,600	17.0	13.0	1,220	5038845
	CA*F3743*6D*+TXV	G*VM970603BNA*	33,600	25,600	16.0	13.0	1,075	7356567
	CA*F3743*6D*+TXV	A*EC961004CNA*	34,000	25,800	17.0	13.0	1,150	7366165
	CA*F3743*6D*+TXV	A*VC961005CNA*	34,400	26,200	17.0	13.0	1,175	7356707
	CA*F3743*6D*+TXV	G*EC960803BNA*	34,000	25,800	16.0	12.5	1,150	7366140
	CA*F3743*6D*+TXV	A*VC961205DNA*	34,600	26,200	17.0	13.0	1,150	7356708
	CA*F3743*6D*+TXV	G*VM971005CNA*	34,400	26,200	17.0	13.0	1,175	7356700
	CA*F3743*6D*+TXV	G*VM971205DNA*	34,600	26,200	17.0	13.0	1,150	7356701
	CA*F3743*6D*+TXV	G*EC961004CNA*	34,000	25,800	17.0	13.0	1,150	7366144
	CA*F3743*6D*+TXV	A*VC960803BNA*	33,600	25,600	16.0	13.0	1,100	7356617
	CA*F3743*6D*+TXV	G*VM970804CNA*	34,400	26,200	17.0	13.0	1,190	7356699
	CA*F3743*6D*+TXV	A*VC80805C*B*	35,000	26,600	17.0	13.0	1,190	5038941
	CA*F3743*6D*+TXV	A*VC80604B*B*	35,000	26,600	17.0	13.0	1,220	5038969
	CA*F4860*6D*+MBVC2000**-1A*+TXV		36,000	27,400	19.0	13.5	1,250	6497759
	CA*F4961*6D*+EEP+TXV		36,000	27,400	15.0	12.5	1,250	5357211
	CA*F4961*6D*+MBVC1600**-1A*+TXV		36,000	27,400	17.5	13.0	1,200	4431665
	CA*F4961*6D*+TXV	G*VC80603B*B*	36,000	29,200	18.0	13.0	1200	9923089

See Notes on Page 22.

Outdoor Unit	Indoor Units		Cooling Ratings				CFM	AHRI #
	Coils/Air Handlers	Furnaces	Total[1]	Sens.[1]	SEER[2]	EER[3]		
DSXC18 0361A* (cont.)	CA*F4961*6D*+TXV	G*VC80803B*B*	36,000	29,200	18.0	13.0	1150	9923094
	CA*F4961*6D*+TXV	G*VC80804C*B*	36,000	29,200	17.5	13.2	1200	9923099
	CA*F4961*6D*+TXV	G*VC80805D*B*	36,000	29,200	18.0	13.7	1200	9923104
	CA*F4961*6D*+TXV	G*VC80604B*B*	36,000	27,400	17.5	13.2	1,220	5039228
	CA*F4961*6D*+TXV	A*VM971005CNA*	34,600	26,200	17.5	13.0	1,175	7356667
	CA*F4961*6D*+TXV	A*VC960804CNA*	34,600	26,200	17.5	13.0	1,190	7356622
	CA*F4961*6D*+TXV	A*VC80805C*B*	36,000	27,400	18.0	13.7	1,190	5038942
	CA*F4961*6D*+TXV	G*VC81005C*B*	36,000	27,400	18.0	13.7	1,210	6497775
	CA*F4961*6D*+TXV	A*VC961205DNA*	34,800	26,400	17.5	13.0	1,150	7356709
	CA*F4961*6D*+TXV	A*VC960403BNA*	34,000	25,800	16.5	13.0	1,075	7356608
	CA*F4961*6D*+TXV	G*VC960603BNA*	34,000	25,800	16.5	13.0	1,075	7356528
	CA*F4961*6D*+TXV	A*VM970603BNA*	34,000	25,800	16.5	13.0	1,075	7356653
	CA*F4961*6D*+TXV	G*VM970603BNA*	34,000	25,800	16.5	13.0	1,075	7356568
	CA*F4961*6D*+TXV	A*VM970804CNA*	34,600	26,200	17.5	13.0	1,190	7356662
	CA*F4961*6D*+TXV	A*EC960603BNA*	35,000	26,600	17.0	13.0	1,150	7366158
	CA*F4961*6D*+TXV	ADVC81005C*B*	36,000	27,400	18.0	13.7	1,230	6497774
	CA*F4961*6D*+TXV	G*VC80805C*B*	36,000	27,400	18.0	13.7	1,190	5038816
	CA*F4961*6D*+TXV	A*VC81005C*B*	36,000	27,400	18.0	13.7	1,210	6497764
	CA*F4961*6D*+TXV	G*VC960804CNA*	34,600	26,200	17.5	13.0	1,190	7356537
	CA*F4961*6D*+TXV	G*VC961005CNA*	34,600	26,200	17.5	13.0	1,175	7356542
	CA*F4961*6D*+TXV	A*VC960603BNA*	34,000	25,800	16.5	13.0	1,075	7356613
	CA*F4961*6D*+TXV	G*EC960603BNA*	35,000	26,600	17.0	13.0	1,150	7366137
	CA*F4961*6D*+TXV	A*EC960803BNA*	35,000	26,600	17.0	12.5	1,150	7366162
	CA*F4961*6D*+TXV	A*VM970803BNA*	34,000	25,800	16.5	13.0	1,100	7356658
	CA*F4961*6D*+TXV	A*VC80604B*B*	36,000	27,400	17.5	13.2	1,220	5038818
	CA*F4961*6D*+TXV	G*VM971205DNA*	34,800	26,400	17.5	13.0	1,150	7356702
	CA*F4961*6D*+TXV	G*VC960403BNA*	34,000	25,800	16.5	13.0	1,075	7356523
	CA*F4961*6D*+TXV	G*VC960803BNA*	34,000	25,800	16.5	13.0	1,100	7356533
	CA*F4961*6D*+TXV	G*VC961205DNA*	34,800	26,400	17.5	13.0	1,150	7356695
	CA*F4961*6D*+TXV	A*VC960803BNA*	34,000	25,800	16.5	13.0	1,100	7356618
	CA*F4961*6D*+TXV	G*VM971005CNA*	34,600	26,200	17.5	13.0	1,175	7356582
	CA*F4961*6D*+TXV	G*VM970804CNA*	34,600	26,200	17.5	13.0	1,190	7356577
	CA*F4961*6D*+TXV	G*VM970803BNA*	34,000	25,800	16.5	13.0	1,100	7356573
	CA*F4961*6D*+TXV	ADVC80805C*B*	36,000	27,400	18.0	13.7	1,190	5038968
	CA*F4961*6D*+TXV	A*VC961005CNA*	34,600	26,200	17.5	13.0	1,175	7356627
	CA*F4961*6D*+TXV	A*EC961004CNA*	35,000	26,600	17.5	13.0	1,150	7366166
	CA*F4961*6D*+TXV	A*VM971205DNA*	34,800	26,400	17.5	13.0	1,150	7356716
	CA*F4961*6D*+TXV	G*EC960803BNA*	35,000	26,600	17.0	12.5	1,150	7366141
	CA*F4961*6D*+TXV	G*EC961004CNA*	35,000	26,600	17.5	13.0	1,150	7366145
	CA*F4961*6D*+MBVC2000**-1A*+TXV		36,000	27,400	19.0	13.5	1,250	4431666
	CAPT4961*4A*	G*VC80603B*B*	35,000	28,400	17.0	13.0	1200	9923090
	CAPT4961*4A*	G*VC80803B*B*	35,000	28,400	17.0	13.0	1150	9923095
	CAPT4961*4A*	G*VC81005C*B*	36,000	29,200	17.0	13.0	1250	9923108
	CAPT4961*4A*	G*VM971205DNA*	34,800	26,400	17.0	13.0	1,150	7356703
	CAPT4961*4A*	A*VM970603BNA*	34,000	25,800	16.5	13.0	1,075	7356654
	CAPT4961*4A*	G*VM970803BNA*	34,000	25,800	16.5	13.0	1,100	7356574
	CAPT4961*4A*	A*VC960403BNA*	34,000	25,800	16.5	13.0	1,075	7356609
	CAPT4961*4A*	G*VC961005CNA*	34,600	26,200	17.0	13.0	1,175	7356543
	CAPT4961*4A*	G*VC960603BNA*	34,000	25,800	16.5	13.0	1,075	7356529
	CAPT4961*4A*	G*EC960803BNA*	35,000	26,600	17.0	12.5	1,150	7366142
	CAPT4961*4A*	G*VC960804CNA*	34,600	26,200	17.0	13.0	1,190	7356538
	CAPT4961*4A*	G*VC961205DNA*	34,800	26,400	17.0	13.0	1,150	7356696
	CAPT4961*4A*	A*VM970803BNA*	34,000	25,800	16.5	13.0	1,100	7356659
	CAPT4961*4A*	G*EC960603BNA*	35,000	26,600	17.0	13.0	1,150	7366138

See Notes on Page 22.

Outdoor Unit	Indoor Units		Cooling Ratings				CFM	AHRI #
	Coils/Air Handlers	Furnaces	Total[1]	Sens.[1]	SEER[2]	EER[3]		
DSXC18 0361A* (cont.)	CAPT4961*4A*	A*EC961004CNA*	35,000	26,600	17.0	13.0	1,150	7366167
	CAPT4961*4A*	A*VC960803BNA*	34,000	25,800	16.5	13.0	1,100	7356619
	CAPT4961*4A*	G*VM970603BNA*	34,000	25,800	16.5	13.0	1,075	7356569
	CAPT4961*4A*	A*VM971205DNA*	34,800	26,400	17.0	13.0	1,150	7356717
	CAPT4961*4A*	G*VM971005CNA*	34,600	26,200	17.0	13.0	1,175	7356583
	CAPT4961*4A*	A*VM971005CNA*	34,600	26,200	17.0	13.0	1,175	7356668
	CAPT4961*4A*	A*EC960603BNA*	35,000	26,600	17.0	13.0	1,150	7366159
	CAPT4961*4A*	A*VC961205DNA*	34,800	26,400	17.0	13.0	1,150	7356710
	CAPT4961*4A*	A*VC960804CNA*	34,600	26,200	17.0	13.0	1,190	7356623
	CAPT4961*4A*	A*VM970804CNA*	34,600	26,200	17.0	13.0	1,190	7356663
	CAPT4961*4A*	G*EC961004CNA*	35,000	26,600	17.0	13.0	1,150	7366146
	CAPT4961*4A*	G*VM970804CNA*	34,600	26,200	17.0	13.0	1,190	7356578
	CAPT4961*4A*	G*VC960403BNA*	34,000	25,800	16.5	13.0	1,075	7356524
	CAPT4961*4A*	G*VC960803BNA*	34,000	25,800	16.5	13.0	1,100	7356534
	CAPT4961*4A*	A*EC960803BNA*	35,000	26,600	17.0	12.5	1,150	7366163
	CAPT4961*4A*	A*VC960603BNA*	34,000	25,800	16.5	13.0	1,075	7356614
	CAPT4961*4A*	A*VC961005CNA*	34,600	26,200	17.0	13.0	1,175	7356628
	CHPF3642C6C*+MBVC1600**-1A*+TXV		35,000	26,600	18.0	13.0	1,250	3654252
	CHPF3642D6C*+MBVC2000**-1A*+TXV		35,000	26,600	18.0	13.0	1,250	3654256
	CHPF3743C6B*+MBVC1600**-1A*+TXV		35,000	26,600	18.0	13.0	1,250	3654262
	CHPF3743C6B*+TXV	G*VC80603B*B*	34,400	27,800	17.0	12.5	1100	9923091
	CHPF3743C6B*+TXV	G*VC80803B*B*	34,400	27,800	17.0	12.5	1150	9923096
	CHPF3743C6B*+TXV	G*VC80804C*B*	35,000	28,400	17.0	13.0	1100	9923100
	CHPF3743C6B*+TXV	G*VC80805D*B*	35,000	28,400	17.0	13.0	1200	9923105
	CHPF3743C6B*+TXV	A*EC960603BNA*	34,000	25,800	16.5	13.0	1,150	7366160
	CHPF3743C6B*+TXV	A*VC80604B*B*	35,000	26,600	17.0	13.0	1,220	5039122
	CHPF3743C6B*+TXV	A*VM971005CNA*	34,600	26,200	17.0	13.0	1,175	7356669
	CHPF3743C6B*+TXV	G*VC80805C*B*	35,000	26,600	17.0	13.0	1,190	5039016
	CHPF3743C6B*+TXV	A*EC960803BNA*	34,000	25,800	16.5	12.5	1,150	7366164
	CHPF3743C6B*+TXV	G*VC80604B*B*	35,000	26,600	17.0	13.0	1,220	5039229
	CHPF3743C6B*+TXV	G*EC960803BNA*	34,000	25,800	16.5	12.5	1,150	7366143
	CHPF3743C6B*+TXV	G*VC960803BNA*	34,000	25,800	16.5	13.0	1,100	7356535
	CHPF3743C6B*+TXV	G*VC960804CNA*	34,600	26,200	17.0	13.0	1,190	7356539
	CHPF3743C6B*+TXV	G*EC961004CNA*	34,000	25,800	17.0	12.5	1,150	7366147
	CHPF3743C6B*+TXV	A*VM970603BNA*	34,000	25,800	16.5	13.0	1,075	7356655
	CHPF3743C6B*+TXV	G*VC960403BNA*	34,000	25,800	16.5	13.0	1,075	7356525
	CHPF3743C6B*+TXV	G*VC81005C*B*	35,000	26,600	17.0	13.0	1,210	6497795
	CHPF3743C6B*+TXV	A*VC81005C*B*	35,000	26,600	17.0	13.0	1,210	6497784
	CHPF3743C6B*+TXV	G*EC960603BNA*	34,000	25,800	16.5	13.0	1,150	7366139
	CHPF3743C6B*+TXV	G*VM970603BNA*	34,000	25,800	16.5	13.0	1,075	7356570
	CHPF3743C6B*+TXV	G*VM971005CNA*	34,600	26,200	17.0	13.0	1,175	7356584
	CHPF3743C6B*+TXV	A*VM970803BNA*	34,000	25,800	16.5	13.0	1,100	7356660
	CHPF3743C6B*+TXV	A*VC960603BNA*	34,000	25,800	16.5	13.0	1,075	7356615
	CHPF3743C6B*+TXV	A*VC960803BNA*	34,000	25,800	16.5	13.0	1,100	7356620
	CHPF3743C6B*+TXV	A*EC961004CNA*	34,000	25,800	17.0	12.5	1,150	7366168
	CHPF3743C6B*+TXV	G*VM970803BNA*	34,000	25,800	16.5	13.0	1,100	7356575
	CHPF3743C6B*+TXV	A*VC80805C*B*	35,000	26,600	17.0	13.0	1,190	5038819
	CHPF3743C6B*+TXV	A*VM970804CNA*	34,600	26,200	17.0	13.0	1,190	7356664
	CHPF3743C6B*+TXV	G*VC961005CNA*	34,600	26,200	17.0	13.0	1,175	7356544
	CHPF3743C6B*+TXV	A*VC961005CNA*	34,600	26,200	17.0	13.0	1,175	7356629
	CHPF3743C6B*+TXV	A*VC960804CNA*	34,600	26,200	17.0	13.0	1,190	7356624
	CHPF3743C6B*+TXV	G*VC960603BNA*	34,000	25,800	16.5	13.0	1,075	7356530
	CHPF3743C6B*+TXV	G*VM970804CNA*	34,600	26,200	17.0	13.0	1,190	7356579
	CHPF3743C6B*+TXV	A*VC960403BNA*	34,000	25,800	16.5	13.0	1,075	7356610
	CHPF3743D6B*+MBVC2000**-1A*+TXV		35,000	26,600	18.0	13.0	1,250	3654277
	CHPF3743D6B*+TXV	G*VC80804C*B*	35,000	28,400	17.0	13.0	1250	9923101

See Notes on Page 22.

Outdoor Unit	Indoor Units		Cooling Ratings				CFM	AHRI #
	Coils/Air Handlers	Furnaces	Total[1]	Sens.[1]	SEER[2]	EER[3]		
DSXC18 0361A* (cont.)	CHPF3743D6B*+TXV	G*VC80805D*B*	35,000	28,400	17.0	13.0	1200	9923106
	CHPF3743D6B*+TXV	A*VC81005C*B*	35,000	26,600	17.0	13.0	1,210	6497796
	CHPF3743D6B*+TXV	A*VC80604B*B*	35,000	26,600	17.0	13.0	1,220	5038943
	CHPF3743D6B*+TXV	G*VC81005C*B*	35,000	26,600	17.0	13.0	1,210	6497807
	CHPF3743D6B*+TXV	A*VC80805C*B*	35,000	26,600	17.0	13.0	1,190	5039108
	CHPF3743D6B*+TXV	G*VC80805C*B*	35,000	26,600	17.0	13.0	1,190	5038940
	CHPF3743D6B*+TXV	G*VC80604B*B*	35,000	26,600	17.0	13.0	1,220	5038939
	CHPF4860D6D*+EEP+TXV		36,000	27,400	15.0	12.5	1,250	5357212
	CHPF4860D6D*+MBVC2000**-1A*+TXV		35,000	26,600	18.3	13.0	1,250	3654297
	CHPF4860D6D*+TXV	G*VC80804C*B*	36,000	29,200	17.5	13.2	1250	9923102
	CHPF4860D6D*+TXV	G*VC80805D*B*	36,000	29,200	18.0	13.7	1200	9923107
	CHPF4860D6D*+TXV	A*VM971205DNA*	34,800	26,400	17.5	13.0	1,150	7356718
	CHPF4860D6D*+TXV	A*VC80604B*B*	36,000	27,400	17.5	13.2	1,220	5039017
	CHPF4860D6D*+TXV	A*VC961005CNA*	34,600	26,200	17.5	13.0	1,175	7356630
	CHPF4860D6D*+TXV	G*VC961005CNA*	34,600	26,200	17.5	13.0	1,175	7356545
	CHPF4860D6D*+TXV	G*VC961205DNA*	34,800	26,400	17.5	13.0	1,150	7356697
	CHPF4860D6D*+TXV	G*VC81005C*B*	36,000	27,400	18.0	13.7	1,210	6497819
	CHPF4860D6D*+TXV	G*VC80604B*B*	36,000	27,400	17.5	13.2	1,220	5038846
	CHPF4860D6D*+TXV	A*VM970804CNA*	34,600	26,200	17.5	13.0	1,190	7356665
	CHPF4860D6D*+TXV	G*VC80805C*B*	36,000	27,400	18.0	13.7	1,190	5039107
	CHPF4860D6D*+TXV	G*VM970804CNA*	34,600	26,200	17.5	13.0	1,190	7356580
	CHPF4860D6D*+TXV	A*VM971005CNA*	34,600	26,200	17.5	13.0	1,175	7356670
	CHPF4860D6D*+TXV	A*VC81005C*B*	36,000	27,400	18.0	13.7	1,210	6497808
	CHPF4860D6D*+TXV	G*VC960804CNA*	34,600	26,200	17.5	13.0	1,190	7356540
	CHPF4860D6D*+TXV	A*VC961205DNA*	34,800	26,400	17.5	13.0	1,150	7356711
	CHPF4860D6D*+TXV	A*VC80805C*B*	36,000	27,400	18.0	13.7	1,190	5038970
	CHPF4860D6D*+TXV	G*VM971005CNA*	34,600	26,200	17.5	13.0	1,175	7356585
	CHPF4860D6D*+TXV	A*VC960804CNA*	34,600	26,200	17.5	13.0	1,190	7356625
	CHPF4860D6D*+TXV	G*VM971205DNA*	34,800	26,400	17.5	13.0	1,150	7356704
	CSCF3642N6D*+TXV	G*VC80603B*B*	34,400	27,800	17.0	13.0	1200	9923092
	CSCF3642N6D*+TXV	G*VC80803B*B*	34,400	27,800	17.0	13.0	1150	9923097
	CSCF3642N6D*+TXV	G*VC81005C*B*	35,000	28,400	17.0	13.0	1250	9923109
	CSCF3642N6D*+TXV	G*VM970603BNA*	34,000	25,800	16.5	13.0	1,075	7356571
	CSCF3642N6D*+TXV	A*VC960803BNA*	34,000	25,800	16.5	13.0	1,100	7356621
	CSCF3642N6D*+TXV	G*VC960803BNA*	34,000	25,800	16.5	13.0	1,100	7356536
	CSCF3642N6D*+TXV	A*VM970804CNA*	34,400	26,200	17.0	13.0	1,190	7356666
	CSCF3642N6D*+TXV	A*VM970803BNA*	34,000	25,800	16.5	13.0	1,100	7356661
	CSCF3642N6D*+TXV	G*VM970804CNA*	34,400	26,200	17.0	13.0	1,190	7356581
	CSCF3642N6D*+TXV	A*VC960403BNA*	34,000	25,800	16.5	13.0	1,075	7356611
	CSCF3642N6D*+TXV	G*VM970803BNA*	34,000	25,800	16.5	13.0	1,100	7356576
	CSCF3642N6D*+TXV	G*VM971005CNA*	34,400	26,200	17.0	13.0	1,175	7356586
	CSCF3642N6D*+TXV	A*VC961005CNA*	34,400	26,200	17.0	13.0	1,175	7356631
	CSCF3642N6D*+TXV	G*VC960804CNA*	34,400	26,200	17.0	13.0	1,190	7356541
	CSCF3642N6D*+TXV	A*VM970603BNA*	34,000	25,800	16.5	13.0	1,075	7356656
	CSCF3642N6D*+TXV	A*VC960603BNA*	34,000	25,800	16.5	13.0	1,075	7356616
	CSCF3642N6D*+TXV	A*VM971005CNA*	34,400	26,200	17.0	13.0	1,175	7356671
	CSCF3642N6D*+TXV	G*VC960603BNA*	34,000	25,800	16.5	13.0	1,075	7356531
	CSCF3642N6D*+TXV	A*VC960804CNA*	34,400	26,200	17.0	13.0	1,190	7356626
	CSCF3642N6D*+TXV	G*VC960403BNA*	34,000	25,800	16.5	13.0	1,075	7356526
	CSCF3642N6D*+TXV	G*VC961005CNA*	34,400	26,200	17.0	13.0	1,175	7356546
	CSCF4860N6D*+EEP+TXV		36,000	27,400	15.0	12.5	1,250	5357213
	CSCF4860N6D*+TXV	A*VC961205DNA*	34,600	26,200	17.0	13.0	1,150	7356712
	CSCF4860N6D*+TXV	G*VC961205DNA*	34,600	26,200	17.0	13.0	1,150	7356698
	CSCF4860N6D*+TXV	G*VM971205DNA*	34,600	26,200	17.0	13.0	1,150	7356705
	CSCF4860N6D*+TXV	A*VM971205DNA*	34,600	26,200	17.0	13.0	1,150	7356719

See Notes on Page 22.

Outdoor Unit	Indoor Units		Cooling Ratings				CFM	AHRI #
	Coils/Air Handlers	Furnaces	Total[1]	Sens.[1]	SEER[2]	EER[3]		
DSXC18 0481A*	AVPTC48C14A*		45,000	34,200	16.0	12.0	1,450	7079244
	AVPTC48D14A*		47,000	35,800	17.5	13.0	1,700	5924369
	AVPTC59C14A*		45,000	34,200	16.0	12.5	1,490	8996176
	AVPTC61D14A*		47,000	35,800	17.5	13.0	1,565	8996177
	CA*F4860*6D*+EEP+TXV		47,000	35,800	15.0	12.0	1,500	6497825
	CA*F4961*6D*+EEP+TXV		48,000	36,400	15.5	12.5	1,500	5357214
	CA*F4961*6D*+MBVC1600**-1A*+TXV		46,000	35,000	17.0	13.0	1,725	4431667
	CA*F4961*6D*+TXV	G*VC80805D*B*	48,000	38,500	16.5	12.8	1500	9923110
	CA*F4961*6D*+TXV	A*VC961205DNA*	46,000	35,000	17.5	12.8	1,530	7356640
	CA*F4961*6D*+TXV	A*VM971005CNA*	45,500	34,600	17.0	12.8	1,520	7356676
	CA*F4961*6D*+TXV	G*EC961004CNA*	45,500	34,600	17.0	13.0	1,550	7366148
	CA*F4961*6D*+TXV	G*EC961205DNA*	45,500	34,600	17.0	13.0	1,550	7366151
	CA*F4961*6D*+TXV	A*VC81005C*B*	48,000	36,400	17.0	12.2	1,520	6497826
	CA*F4961*6D*+TXV	A*VM971205DNA*	46,000	35,000	17.5	12.8	1,530	7356680
	CA*F4961*6D*+TXV	G*VC80805C*B*	48,000	36,400	17.0	12.8	1,590	5039230
	CA*F4961*6D*+TXV	A*EC961004CNA*	45,500	34,600	17.0	13.0	1,550	7366169
	CA*F4961*6D*+TXV	G*VM971005CNA*	45,500	34,600	17.0	12.8	1,520	7356591
	CA*F4961*6D*+TXV	ADVC80805C*B*	48,000	36,400	17.0	12.8	1,580	5039231
	CA*F4961*6D*+TXV	A*VC80805C*B*	48,000	36,400	17.0	12.8	1,590	5038944
	CA*F4961*6D*+TXV	G*VM970804CNA*	45,500	34,600	17.0	12.8	1,525	7356587
	CA*F4961*6D*+TXV	G*VC961005CNA*	45,500	34,600	17.0	12.8	1,520	7356551
	CA*F4961*6D*+TXV	G*VM971205DNA*	46,000	35,000	17.5	12.8	1,530	7356595
	CA*F4961*6D*+TXV	G*VC81005C*B*	48,000	36,400	17.0	12.2	1,520	6497834
	CA*F4961*6D*+TXV	ADVC81005C*B*	48,000	36,400	17.0	12.2	1,550	6497833
	CA*F4961*6D*+TXV	A*VM970804CNA*	45,500	34,600	17.0	12.8	1,525	7356672
	CA*F4961*6D*+TXV	A*VC960804CNA*	45,500	34,600	17.0	12.8	1,525	7356632
	CA*F4961*6D*+TXV	A*VC961005CNA*	45,500	34,600	17.0	12.8	1,520	7356636
	CA*F4961*6D*+TXV	G*VC961205DNA*	46,000	35,000	17.5	12.8	1,530	7356555
	CA*F4961*6D*+TXV	A*EC961205DNA*	45,500	34,600	17.0	13.0	1,550	7366172
	CA*F4961*6D*+TXV	G*VC960804CNA*	45,500	34,600	17.0	12.8	1,525	7356547
	CA*F4961*6D*+MBVC2000**-1A*+TXV		47,500	36,200	18.0	13.3	1,750	4431668
	CAPT4961*4A*	G*VC81005C*B*	48,000	38,500	16.5	12.8	1450	9923112
	CAPT4961*4A*	G*VC81005C*B*	56,000	44,000	15.5	11.8	1650	9923114
	CAPT4961*4A*	A*VC960804CNA*	45,500	34,600	17.0	12.8	1,525	7356633
	CAPT4961*4A*	A*VM971205DNA*	46,000	35,000	17.5	12.8	1,530	7356681
	CAPT4961*4A*	G*VM970804CNA*	45,500	34,600	17.0	12.8	1,525	7356588
	CAPT4961*4A*	A*VM970804CNA*	45,500	34,600	17.0	12.8	1,525	7356673
	CAPT4961*4A*	G*EC961205DNA*	45,500	34,600	17.0	13.0	1,550	7366152
	CAPT4961*4A*	G*VM971005CNA*	45,500	34,600	17.0	12.8	1,520	7356592
	CAPT4961*4A*	A*EC961004CNA*	45,500	34,600	17.0	13.0	1,550	7366170
	CAPT4961*4A*	G*EC961004CNA*	45,500	34,600	17.0	13.0	1,550	7366149
	CAPT4961*4A*	A*VC961205DNA*	46,000	35,000	17.5	12.8	1,530	7356641
	CAPT4961*4A*	G*VC961205DNA*	46,000	35,000	17.5	12.8	1,530	7356556
	CAPT4961*4A*	A*EC961205DNA*	45,500	34,600	17.0	13.0	1,550	7366173
	CAPT4961*4A*	G*VC961005CNA*	45,500	34,600	17.0	12.8	1,520	7356552
	CAPT4961*4A*	A*VM971005CNA*	45,500	34,600	17.0	12.8	1,520	7356677
	CAPT4961*4A*	G*VM971205DNA*	46,000	35,000	17.5	12.8	1,530	7356596
	CAPT4961*4A*	G*VC960804CNA*	45,500	34,600	17.0	12.8	1,525	7356548
	CAPT4961*4A*	A*VC961005CNA*	45,500	34,600	17.0	12.8	1,520	7356637
	CHPF4860D6D*+EEP+TXV		48,000	36,400	15.5	12.5	1,500	5357215
	CHPF4860D6D*+MBVC1600**-1A*+TXV		46,000	35,000	17.0	13.0	1,725	3654393
	CHPF4860D6D*+MBVC2000**-1A*+TXV		47,500	36,200	18.0	13.3	1,750	3654394
	CHPF4860D6D*+TXV	G*VC80805D*B*	48,000	38,500	16.5	12.8	1500	9923111
	CHPF4860D6D*+TXV	A*VM971005CNA*	45,500	34,600	17.0	12.8	1,520	7356678

See Notes on Page 22.

Outdoor Unit	Indoor Units		Cooling Ratings				CFM	AHRI #
	Coils/Air Handlers	Furnaces	Total[1]	Sens.[1]	SEER[2]	EER[3]		
DSXC18 0481A* (cont.)	CHPF4860D6D*+TXV	G*VM970804CNA*	45,500	34,600	17.0	12.8	1,525	7356589
	CHPF4860D6D*+TXV	A*VC80805C*B*	48,000	36,400	17.0	12.8	1,590	5038820
	CHPF4860D6D*+TXV	A*VM970804CNA*	45,500	34,600	17.0	12.8	1,525	7356674
	CHPF4860D6D*+TXV	G*EC961004CNA*	45,500	34,600	17.0	13.0	1,550	7366150
	CHPF4860D6D*+TXV	A*VC961005CNA*	45,500	34,600	17.0	12.8	1,520	7356638
	CHPF4860D6D*+TXV	A*VM971205DNA*	46,000	35,000	17.5	12.8	1,530	7356682
	CHPF4860D6D*+TXV	G*VC960804CNA*	45,500	34,600	17.0	12.8	1,525	7356549
	CHPF4860D6D*+TXV	G*VM971205DNA*	46,000	35,000	17.5	12.8	1,530	7356597
	CHPF4860D6D*+TXV	A*VC81005C*B*	48,000	36,400	17.0	12.2	1,520	6497835
	CHPF4860D6D*+TXV	A*EC961004CNA*	45,500	34,600	17.0	13.0	1,550	7366171
	CHPF4860D6D*+TXV	G*VC961205DNA*	46,000	35,000	17.5	12.8	1,530	7356557
	CHPF4860D6D*+TXV	G*VM971005CNA*	45,500	34,600	17.0	12.8	1,520	7356593
	CHPF4860D6D*+TXV	G*VC961005CNA*	45,500	34,600	17.0	12.8	1,520	7356553
	CHPF4860D6D*+TXV	A*VC961205DNA*	46,000	35,000	17.5	12.8	1,530	7356642
	CHPF4860D6D*+TXV	G*VC80805C*B*	48,000	36,400	17.0	12.8	1,590	5039018
	CHPF4860D6D*+TXV	G*EC961205DNA*	45,500	34,600	17.0	13.0	1,550	7366153
	CHPF4860D6D*+TXV	A*VC960804CNA*	45,500	34,600	17.0	12.8	1,525	7356634
	CHPF4860D6D*+TXV	A*EC961205DNA*	45,500	34,600	17.0	13.0	1,550	7366174
	CHPF4860D6D*+TXV	G*VC81005C*B*	48,000	36,400	17.0	12.2	1,520	6497843
	CSCF4860N6D*+EEP+TXV		48,000	36,400	15.5	12.5	1,500	5357216
	CSCF4860N6D*+TXV	G*VC81005C*B*	46,000	36,800	16.5	12.5	1450	9923113
	CSCF4860N6D*+TXV	G*VC81005C*B*	56,000	44,000	15.5	11.8	1650	9923115
	CSCF4860N6D*+TXV	G*VC960804CNA*	45,000	34,200	16.5	12.8	1,525	7356550
	CSCF4860N6D*+TXV	A*VM971005CNA*	45,000	34,200	16.5	12.8	1,520	7356679
	CSCF4860N6D*+TXV	A*VC961205DNA*	45,500	34,600	17.0	12.8	1,530	7356643
	CSCF4860N6D*+TXV	A*VC960804CNA*	45,000	34,200	16.5	12.8	1,525	7356635
	CSCF4860N6D*+TXV	A*VM971205DNA*	45,500	34,600	17.0	12.8	1,530	7356683
	CSCF4860N6D*+TXV	A*VC961005CNA*	45,000	34,200	16.5	12.8	1,520	7356639
	CSCF4860N6D*+TXV	A*VM970804CNA*	45,000	34,200	16.5	12.8	1,525	7356675
	CSCF4860N6D*+TXV	G*VM971005CNA*	45,000	34,200	16.5	12.8	1,520	7356594
	CSCF4860N6D*+TXV	G*VC961005CNA*	45,000	34,200	16.5	12.8	1,520	7356554
	CSCF4860N6D*+TXV	G*VM970804CNA*	45,000	34,200	16.5	12.8	1,525	7356590
	CSCF4860N6D*+TXV	G*VC961205DNA*	45,500	34,600	17.0	12.8	1,530	7356558
	CSCF4860N6D*+TXV	G*VM971205DNA*	45,500	34,600	17.0	12.8	1,530	7356598
DSXC18 0601A*	AVPTC60D14A*		58,000	42,000	16.0	11.8	1,780	5924370
	AVPTC61D14A*		57,000	41,000	16.0	12.5	1,795	9000368
	CA*F4961*6D*+EEP+TXV		57,000	41,000	15.0	12.0	1,500	5357217
	CA*F4961*6D*+MBVC2000**-1A*+TXV		58,000	42,000	17.0	12.0	2,000	4431669
	CA*F4961*6D*+TXV	A*VM971005CNA*	56,000	40,500	15.5	11.8	1,750	7356684
	CA*F4961*6D*+TXV	G*VC961205DNA*	56,000	40,500	16.0	11.8	1,600	7356563
	CA*F4961*6D*+TXV	A*VC961005CNA*	56,000	40,500	15.5	11.8	1,750	7356644
	CA*F4961*6D*+TXV	G*VM971205DNA*	56,000	40,500	16.0	11.8	1,600	7356603
	CA*F4961*6D*+TXV	A*VM971205DNA*	56,000	40,500	16.0	11.8	1,600	7356688
	CA*F4961*6D*+TXV	G*VM971005CNA*	56,000	40,500	15.5	11.8	1,750	7356599
	CA*F4961*6D*+TXV	G*VC961005CNA*	56,000	40,500	15.5	11.8	1,750	7356559
	CA*F4961*6D*+TXV	A*VC961205DNA*	56,000	40,500	16.0	11.8	1,600	7356648
	CAPT4961*4A*	G*VC961205DNA*	56,000	40,500	16.0	11.8	1,600	7356564
	CAPT4961*4A*	G*VM971005CNA*	56,000	40,500	15.5	11.8	1,750	7356600
	CAPT4961*4A*	A*VM971005CNA*	56,000	40,500	15.5	11.8	1,750	7356685
	CAPT4961*4A*	A*VC961205DNA*	56,000	40,500	16.0	11.8	1,600	7356649
	CAPT4961*4A*	G*VM971205DNA*	56,000	40,500	16.0	11.8	1,600	7356604
	CAPT4961*4A*	G*VC961005CNA*	56,000	40,500	15.5	11.8	1,750	7356560
	CAPT4961*4A*	A*VM971205DNA*	56,000	40,500	16.0	11.8	1,600	7356689

See Notes on Page 22.

Outdoor Unit	Indoor Units		Cooling Ratings				CFM	AHRI #
	Coils/Air Handlers	Furnaces	Total[1]	Sens.[1]	SEER[2]	EER[3]		
DSXC18 0601A* (cont.)	CAPT4961*4A*	A*VC961005CNA*	56,000	40,500	15.5	11.8	1,750	7356645
	CHPF4860D6D*+EEP+TXV		57,000	41,000	15.0	12.0	1,500	5357218
	CHPF4860D6D*+MBVC2000**-1A*+TXV		58,000	42,000	17.0	12.0	2,000	3654439
	CHPF4860D6D*+TXV	G*VM971205DNA*	56,000	40,500	16.0	11.8	1,600	7356605
	CHPF4860D6D*+TXV	G*VC961005CNA*	56,000	40,500	15.5	11.8	1,750	7356561
	CHPF4860D6D*+TXV	A*VC961205DNA*	56,000	40,500	16.0	11.8	1,600	7356650
	CHPF4860D6D*+TXV	A*VM971205DNA*	56,000	40,500	16.0	11.8	1,600	7356690
	CHPF4860D6D*+TXV	G*VM971005CNA*	56,000	40,500	15.5	11.8	1,750	7356601
	CHPF4860D6D*+TXV	G*VC961205DNA*	56,000	40,500	16.0	11.8	1,600	7356565
	CHPF4860D6D*+TXV	A*VM971005CNA*	56,000	40,500	15.5	11.8	1,750	7356686
	CHPF4860D6D*+TXV	A*VC961005CNA*	56,000	40,500	15.5	11.8	1,750	7356646
	CSCF4860N6D*+EEP+TXV		57,000	41,000	15.0	12.0	1,500	5357219
	CSCF4860N6D*+TXV	G*VC961005CNA*	56,000	40,500	15.5	11.8	1,750	7356562
	CSCF4860N6D*+TXV	A*VC961005CNA*	56,000	40,500	15.5	11.8	1,750	7356647
	CSCF4860N6D*+TXV	G*VM971205DNA*	55,500	40,000	15.5	11.8	1,600	7356606
	CSCF4860N6D*+TXV	G*VC961205DNA*	55,500	40,000	15.5	11.8	1,600	7356566
	CSCF4860N6D*+TXV	A*VC961205DNA*	55,500	40,000	15.5	11.8	1,600	7356651
	CSCF4860N6D*+TXV	A*VM971205DNA*	55,500	40,000	15.5	11.8	1,600	7356691
	CSCF4860N6D*+TXV	G*VM971005CNA*	56,000	40,500	15.5	11.8	1,750	7356602
	CSCF4860N6D*+TXV	A*VM971005CNA*	56,000	40,500	15.5	11.8	1,750	7356687

[1] BTU/h
[2] Seasonal Energy Efficiency Ratio; Certified per AHRI 210/240 @ 80°F/ 67°F/ 95°F
[3] Energy Efficiency Ratio @ 80°F/ 67°F/ 95°F

Notes

- Always check the S&R plate for electrical data on the unit being installed.
- When matching the outdoor unit to the indoor unit, use the piston supplied with the outdoor unit or that specified on the piston kit chart supplied with the indoor unit.
- EEP - Order from Service Dept. Part No. B13707-38 or new Solid State Board B13707-35S. Part No. B13707-38 is not interchangeable with B13707-35S. The Amana® Distinctions® brand gas furnace contains the EEP cooling time delay

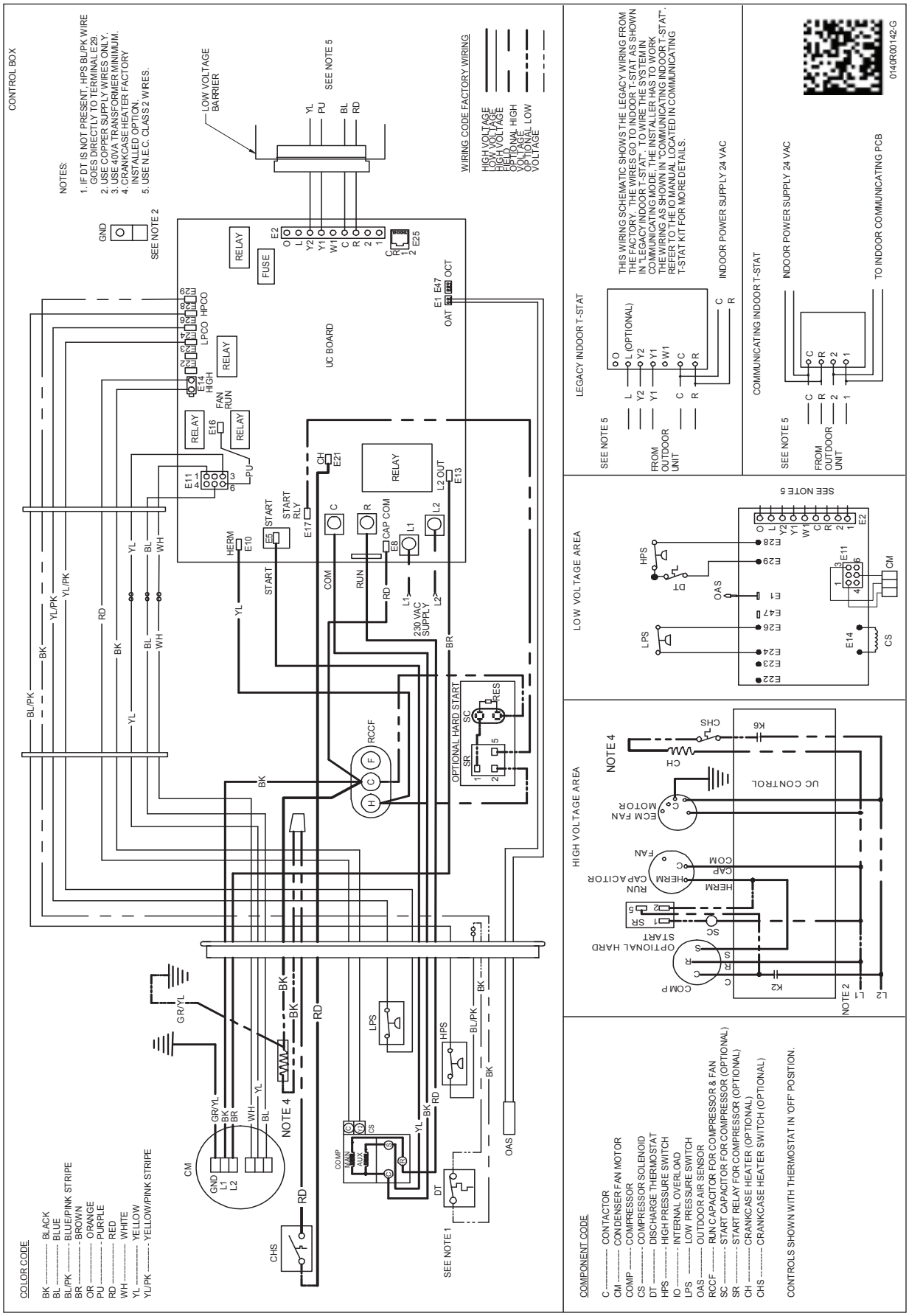

WARNING

High Voltage: Disconnect all power before servicing or installing this unit. Multiple power sources may be present. Failure to do so may cause property damage, personal injury, or death.

Wiring is subject to change. Always refer to the wiring diagram or the unit for the most up-to-date wiring.

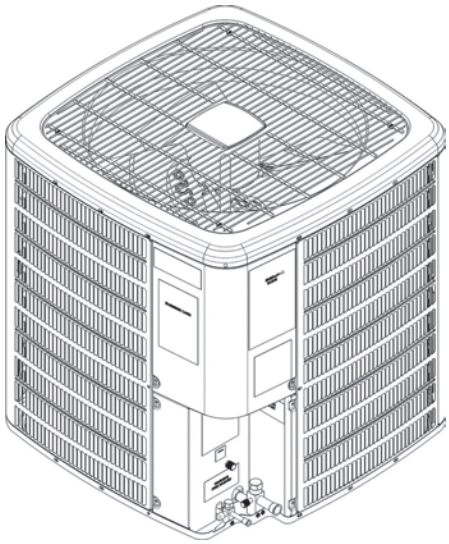

ECN	REV	ZONE	DESCRIPTION	CHK	D	DATE
XXXXXXX	A	XXXXX		–	GL	

Model	Dimensions		
	W"	D"	H"
DSXC180361A*	35½	35½	38¼
DSXC180481A*	35½	35½	38¼
DSXC180601A*	35½	35½	38¼

Goodman Manufacturing Co., LP

DSXC18

DRAWING TO BE INTERPRETED IN ACCORDANCE WITH ASME Y14.100

DIMENSIONS ARE IN INCHES UNLESS OTHERWISE NOTED

TOLERANCES: ANGLES ± 1.5° .X : ± .1 .XX : ± .03 .XXX : ± .015 HOLE Ø : ± .005 TUBE CUT LG: ± .063

DWN BY: ENG.: DO NOT SCALE DRAWING

SHT 1 OF 1

REV A

SPECIAL CHARACTERISTICS:

= 6SIGMA CRITICAL CHARACTERISTIC SIGNIFICANT CHARACTERISTIC

COMPONENTS AND MATERIALS SPECIFIED HEREIN WILL ALSO CONFORM TO THE APPLICABLE SECTION OF GOODMAN MSP 824.01 WORKMANSHIP STANDARD FOR FIT, FEEL AND FINISH.

CONFIDENTIAL PROPERTY OF THE GOODMAN MANUFACTURING COMPANY, L.P. NOT TO BE DISCLOSED TO OTHERS, COPIED, OR USED FOR ANY PURPOSE EXCEPT AS AUTHORIZED IN WRITING. MUST BE RETURNED UPON DEMAND, ON COMPLETION OF ORDER, OR OTHER PURPOSE FOR WHICH IT WAS LENT.

Accessories

Model	Description	DSXC18 036**	DSXC18 048**	DSXC18 060**
ABK-20	Anchor Bracket Kit◊	X	X	X
ASC-01	Anti-Short Cycle Kit	X	X	X
B1141643[1]	24V Transformer	X	X	X
CSR-U-1	Hard-start Kit	X	X	
CSR-U-2	Hard-start Kit			
CSR-U-3	Hard-start Kit			X
FSK01A [2]	Freeze Protection Kit	X	X	X
LSK02A	Liquid Line Solenoid Valve	X	X	X
OT18-60A [3]	Outdoor Thermostat/Lockout Thermostat	X	X	X
TX3N4[4]	TXV Kit	X		
TX5N4	TXV Kit		X	X

◊ Contains 20 brackets; four brackets needed to anchor unit to pad

1 This component is included in the CTK01AA communicating thermostat kit.

2 Installed on indoor coil

3 Available in 24V legacy mode only. This feature is integrated in the communicating mode.

4 Condensing units and heat pumps with reciprocating compressors require the use of start-assist components when used in conjunction with an indoor coil using a non-bleed thermal expansion valve refrigerant metering device or liquid line solenoid kit. The TXV should always be sized based on the tonnage of the outdoor unit.

Amana® is a trademark of Maytag Corporation or its related companies and used under license to Goodman Company, L.P. All rights reserved. Our continuing commitment to quality products may mean a change in specifications without notice. ©2016 Goodman Company, L.P. • Houston, Texas • Printed in the USA.

DSXC18

Production of DSXC180361 and DSXC180481 ceased on July 3, 2017, when those models were replaced by GSXC180361 and GSXC180481. Specification Sheets for DSXC18 units will continue to be available at www.goodmanmfg.com until January 1, 2018. After this time they will be available upon request.

DSXC180601 will also be transitioned to GSXC180601 prior to January 2018, at which point Specification Sheets will be revised to reflect those changes as well.

DSXC18

Cooling Capacity : 35,000 - 57,000 BTU/h

High-Efficiency Split System Air Conditioner Up to 18 SEER

Contents

Nomenclature 2
Product Specifications.....3
Expanded Cooling Data.....4
AHRI Ratings.....16
Wiring Diagram 23
Dimensions 24
Accessories.....24

Standard Features

- Two-Stage Copeland® UltraTech™ scroll compressor
- High-density foam compressor sound blanket
- ComfortNet™ Communications System compatible
- Expanded ComfortAlert™ diagnostics built in
- Set-up capable with two low-voltage wires to outdoor unit
- Two-speed, super-quiet ECM outdoor fan motor
- Diagnostic indicator lights and storage of six fault codes
- Color-coded terminal strip for non-communicating set-up
- High- and low-pressure switches
- Factory-installed filter drier
- Coil and ambient temperature sensors
- Sweat connection service valves with easy access to gauge ports
- AHRI Certified; ETL Listed

Cabinet Features

- Heavy-gauge galvanized-steel cabinet with sound control top
- Baked-on powder-paint finish with 500-hour salt-spray approval
- Wire fan discharge grille
- Steel louver coil guard
- Top and side maintenance access
- Single-panel access to controls with space provided for field-installed accessories
- When properly anchored, meets the 2010 Florida Building Code unit integrity requirements for hurricane-type winds (Anchor bracket kits available.)

* Complete warranty details available from your local dealer or at www.amana-hac.com. To receive the Lifetime Compressor Limited Warranty (good for as long as you own your home), 10-Year Unit Replacement Limited Warranty and 10-Year Parts Limited Warranty, online registration must be completed within 60 days of installation. Online registration is not required in California or Québec.

Amana® is a trademark of Maytag Corporation or its related companies and used under license to Goodman Company, L.P., Houston, Texas.

Supersedes 7/15

D	S	X	C	18	036	1	AA
1	2	3	4	5,6	7,8,9	10	11,12

Brand

D Amana® Distinctions® High Feature Set

Product Category

S Split System

Unit Type

X Condenser R-410A

Z Heat Pump R-410A

Communication Feature

C ComfortNet 4-wire communications ready

Efficiency

16 16 SEER 18 18 SEER 20 20 SEER

Nominal Capacity

024 2 Tons 048 4 Tons

036 3 Tons 060 5 Tons

Electrical

1 - 208/230 V, 1 Phase, 60 Hz

Engineering *

Major/ Minor Revisions

* Not used for order or inventory control

	DSXC18 0361A	DSXC18 0481A	DSXC18 0601A
Cooling Capacity			
Nominal Cooling (BTU/h)	35,000	47,000	57,000
Decibels	71	72	74
Compressor			
RLA	15.3	21.2	27.1
LRA	83	104	152.9
Condenser Fan Motor			
Horsepower (RPM)	⅓	⅓	⅓
FLA	2.80	2.80	2.80
Refrigeration System			
Refrigerant Line Size[1]			
Liquid Line Size (“O.D.)	⅜"	⅜"	⅜"
Suction Line Size (“O.D.)	⅞"	1⅛"	1⅛"
Refrigerant Connection Size			
Liquid Valve Size (“O.D.)	⅜"	⅜"	⅜"
Suction Valve Size (“O.D.)	⅞"	⅞"	⅞"
Valve Connection Type	Sweat	Sweat	Sweat
Refrigerant Charge	184	259	259
Expansion Device	TXV	TXV	TXV
Superheat at Service Valve	7-9°F	7-9°F	7-9°F
Subcooling at Service Valve	5-7°F	5-7°F	5-7°F
Electrical Data			
Voltage-Phase-Hz	208/230-1-60	208/230-1-60	208/230-1-60
Minimum Circuit Ampacity [1]	21.9	29.3	36.7
Max. Overcurrent Protection [2]	35	50	60
Min / Max Volts	197 / 253	197 / 253	197 / 253
Electrical Conduit Size	½" or ¾"	½" or ¾"	½" or ¾"
Equipment Weight (lbs)	206	268	274
Ship Weight (lbs)	228	290	296

[1] Wire size should be determined in accordance with National Electrical Codes; extensive wire runs will require larger wire sizes

[2] Must use time-delay fuses or HACR-type circuit breakers of the same size as noted.

Notes

- Always check the S&R plate for electrical data on the unit being installed.
- Installer will need to supply ⅞” to 1⅛” adapters for suction line connections.
- Unit is charged with refrigerant for 15’ of ⅜” liquid line. System charge must be adjusted per Installation Instructions Final Charge Procedure.
- Installation of these units that require a TXV Kit to be installed on the indoor coil.
- PLEASE NOTE: the specified TXV is determined by the outdoor unit, not the indoor coil.

			Outdoor Ambient Temperature																							
			65ºF				75ºF				85ºF				95ºF				105ºF				115ºF			
			Entering Indoor Wet Bulb Temperature																							
IDB	Airflow		59	63	67	71	59	63	67	71	59	63	67	71	59	63	67	71	59	63	67	71	59	63	67	71
70	930	MBh	25.3	26.2	28.8	-	24.7	25.6	28.1	-	24.1	25.0	27.4	-	23.6	24.4	26.8	-	22.4	23.2	25.4	-	20.7	21.5	23.5	-
		S/T	0.76	0.63	0.44	-	0.79	0.66	0.45	-	0.81	0.67	0.47	-	0.83	0.70	0.48	-	0.86	0.72	0.50	-	0.87	0.73	0.50	-
		ΔT	19	16	12	-	19	17	13	-	19	17	13	-	19	17	13	-	19	17	13	-	18	15	12	-
		kW	1.30	1.33	1.38	-	1.41	1.45	1.50	-	1.51	1.55	1.60	-	1.60	1.63	1.69	-	1.67	1.71	1.77	-	1.73	1.77	1.84	-
		Amps	5.3	5.5	5.7	-	5.8	5.9	6.1	-	6.3	6.5	6.7	-	6.7	6.9	7.1	-	7.2	7.4	7.6	-	7.6	7.8	8.1	-
		HI PR	210	226	229	-	237	255	259	-	270	290	295	-	308	331	335	-	332	357	362	-	394	423	429	-
		Lo PR	124	128	140	-	128	132	144	-	132	136	149	-	135	140	153	-	138	143	156	-	142	146	159	-
	825	MBh	24.6	25.5	27.9	-	24.0	24.9	27.3	-	23.4	24.3	26.6	-	22.9	23.7	26.0	-	21.7	22.5	24.7	-	20.1	20.9	22.9	-
		S/T	0.72	0.60	0.42	-	0.75	0.63	0.43	-	0.77	0.64	0.44	-	0.79	0.66	0.46	-	0.82	0.69	0.48	-	0.83	0.69	0.48	-
		ΔT	20	17	13	-	20	17	13	-	20	17	13	-	20	18	13	-	20	17	13	-	19	16	12	-
		kW	1.29	1.32	1.37	-	1.40	1.43	1.48	-	1.50	1.53	1.59	-	1.58	1.62	1.68	-	1.65	1.69	1.75	-	1.72	1.76	1.82	-
		Amps	5.3	5.4	5.6	-	5.7	5.9	6.1	-	6.2	6.4	6.6	-	6.7	6.8	7.1	-	7.1	7.3	7.5	-	7.6	7.7	8.0	-
		HI PR	208	224	227	-	235	253	256	-	267	288	292	-	305	327	332	-	329	354	359	-	390	419	425	-
		Lo PR	123	127	138	-	126	130	142	-	131	135	147	-	134	138	151	-	137	141	154	-	140	145	158	-
	720	MBh	22.7	23.5	25.8	-	22.2	23.0	25.2	-	21.6	22.4	24.6	-	21.1	21.9	24.0	-	20.1	20.8	22.8	-	18.6	19.3	21.1	-
		S/T	0.70	0.58	0.40	-	0.72	0.60	0.42	-	0.74	0.62	0.43	-	0.77	0.64	0.44	-	0.79	0.66	0.46	-	0.80	0.67	0.46	-
		ΔT	20	18	13	-	20	18	13	-	20	18	13	-	21	18	14	-	20	18	13	-	19	16	12	-
		kW	1.28	1.31	1.36	-	1.39	1.42	1.47	-	1.48	1.52	1.57	-	1.57	1.60	1.66	-	1.64	1.68	1.74	-	1.70	1.74	1.80	-
		Amps	5.2	5.4	5.5	-	5.7	5.8	6.0	-	6.2	6.3	6.5	-	6.6	6.8	7.0	-	7.1	7.2	7.5	-	7.5	7.7	7.9	-
		HI PR	206	221	225	-	233	250	254	-	265	285	289	-	302	324	329	-	326	350	355	-	386	415	421	-
		Lo PR	122	125	137	-	125	129	141	-	129	133	146	-	133	137	150	-	135	140	153	-	139	143	156	-
75	930	MBh	25.8	26.5	28.7	30.8	25.2	25.9	28.0	30.1	24.6	25.3	27.4	29.4	24.0	**24.7**	26.7	28.7	22.8	23.4	25.4	27.2	21.1	21.7	23.5	25.2
		S/T	0.86	0.77	0.58	0.38	0.89	0.80	0.60	0.39	0.92	0.82	0.62	0.40	0.95	**0.85**	0.64	0.41	0.98	0.88	0.66	0.43	0.99	0.89	0.67	0.43
		ΔT	22	20	17	11	22	20	17	12	22	20	17	12	22	**21**	17	12	22	20	17	12	21	19	16	11
		kW	1.30	1.33	1.38	1.43	1.41	1.45	1.50	1.55	1.51	1.55	1.60	1.66	1.60	**1.63**	1.69	1.75	1.67	1.71	1.77	1.83	1.73	1.77	1.84	1.90
		Amps	5.3	5.5	5.7	5.9	5.8	5.9	6.1	6.4	6.3	6.5	6.7	6.9	6.7	**6.9**	7.1	7.4	7.2	7.4	7.6	7.9	7.6	7.8	8.1	8.4
		HI PR	210	226	229	234	237	255	259	265	270	290	295	301	308	**331**	335	343	332	357	362	370	394	423	429	439
		Lo PR	124	128	140	149	128	132	144	153	132	136	149	158	135	**140**	153	162	138	143	156	166	142	146	159	170
	825	MBh	25.0	25.7	27.9	29.9	24.4	25.1	27.2	29.2	23.8	24.5	26.6	28.5	23.3	**23.9**	25.9	27.8	22.1	22.8	24.6	26.4	20.5	21.1	22.8	24.5
		S/T	0.82	0.74	0.56	0.36	0.85	0.76	0.58	0.37	0.87	0.78	0.59	0.38	0.90	**0.81**	0.61	0.39	0.94	0.84	0.63	0.41	0.94	0.84	0.64	0.41
		ΔT	23	21	17	12	23	21	17	12	23	21	18	12	23	**22**	18	12	23	21	17	12	22	20	16	11
		kW	1.29	1.32	1.37	1.42	1.40	1.43	1.48	1.54	1.50	1.53	1.59	1.64	1.58	**1.62**	1.68	1.74	1.65	1.69	1.75	1.82	1.72	1.76	1.82	1.88
		Amps	5.3	5.4	5.6	5.8	5.7	5.9	6.1	6.3	6.2	6.4	6.6	6.9	6.7	**6.8**	7.1	7.4	7.1	7.3	7.5	7.8	7.6	7.7	8.0	8.3
		HI PR	208	224	227	232	235	253	256	262	267	288	292	298	305	**327**	332	339	329	354	359	367	390	419	425	435
		Lo PR	123	127	138	147	126	130	142	152	131	135	147	157	134	**138**	151	161	137	141	154	164	140	145	158	168
	720	MBh	23.1	23.8	25.7	27.6	22.5	23.2	25.1	27.0	22.0	22.7	24.5	26.3	21.5	**22.1**	23.9	25.7	20.4	21.0	22.7	24.4	18.9	19.5	21.1	22.6
		S/T	0.79	0.71	0.54	0.35	0.82	0.74	0.56	0.36	0.84	0.75	0.57	0.37	0.87	**0.78**	0.59	0.38	0.90	0.81	0.61	0.39	0.91	0.81	0.62	0.40
		ΔT	23	22	18	12	24	22	18	12	24	22	18	12	24	**22**	18	12	24	22	18	12	22	20	17	11
		kW	1.28	1.31	1.36	1.40	1.39	1.42	1.47	1.52	1.48	1.52	1.57	1.63	1.57	**1.60**	1.66	1.72	1.64	1.68	1.74	1.80	1.70	1.74	1.80	1.87
		Amps	5.2	5.4	5.5	5.8	5.7	5.8	6.0	6.2	6.2	6.3	6.5	6.8	6.6	**6.8**	7.0	7.3	7.1	7.2	7.5	7.8	7.5	7.7	7.9	8.2
		HI PR	206	221	225	230	233	250	254	259	265	285	289	295	302	**324**	329	336	326	350	355	363	386	415	421	430
		Lo PR	122	125	137	146	125	129	141	150	129	133	146	155	133	**137**	150	159	135	140	153	162	139	143	156	166

IDB = Entering Indoor Dry Bulb Temperature

High and low pressures are measured at the liquid and suction service valves.

Shaded area reflects ACCA (TVA) conditions

kW = Total system power

Amps = outdoor unit amps (comp.+fan)

			OUTDOOR AMBIENT TEMPERATURE																							
			65ºF				75ºF				85ºF				95ºF				105ºF				115ºF			
			ENTERING INDOOR WET BULB TEMPERATURE																							
IDB	AIRFLOW		59	63	67	71	59	63	67	71	59	63	67	71	59	63	67	71	59	63	67	71	59	63	67	71
80	930	MBh	26.2	26.8	28.6	30.6	25.6	26.2	28.0	29.9	25.0	25.5	27.3	29.2	24.4	24.9	26.6	28.5	23.2	23.7	25.3	27.0	21.5	21.9	23.4	25.0
		S/T	0.95	0.89	0.72	0.54	1.00	0.92	0.75	0.56	1.00	0.94	0.77	0.57	1.00	1.00	0.79	0.59	1.00	1.00	0.82	0.61	1.00	1.00	0.83	0.62
		ΔT	25	23	20	16	25	24	21	17	25	24	21	17	24	25	21	17	23	23	21	16	21	22	19	15
		kW	1.30	1.33	1.38	1.43	1.41	1.45	1.50	1.55	1.51	1.55	1.60	1.66	1.60	1.63	1.69	1.75	1.67	1.71	1.77	1.83	1.73	1.77	1.84	1.90
		Amps	5.3	5.5	5.7	5.9	5.8	5.9	6.1	6.4	6.3	6.5	6.7	6.9	6.7	6.9	7.1	7.4	7.2	7.4	7.6	7.9	7.6	7.8	8.1	8.4
		HI PR	210	226	229	234	237	255	259	265	270	290	295	301	308	331	335	343	332	357	362	370	394	423	429	439
		Lo PR	124	128	140	149	128	132	144	153	132	136	149	158	135	140	153	162	138	143	156	166	142	146	159	170
	825	MBh	25.4	26.0	27.8	29.7	24.9	25.4	27.1	29.0	24.3	24.8	26.5	28.3	23.7	24.2	**25.8**	27.6	22.5	23.0	24.6	26.2	20.8	21.3	22.7	24.3
		S/T	0.90	0.85	0.69	0.51	0.93	0.88	0.71	0.53	0.96	0.90	0.73	0.55	0.99	0.93	**0.76**	0.56	1.00	0.96	0.78	0.59	1.00	0.97	0.79	0.59
		ΔT	26	25	21	17	26	25	22	17	26	25	22	17	26	25	**22**	17	25	25	21	17	23	23	20	16
		kW	1.29	1.32	1.37	1.42	1.40	1.43	1.48	1.54	1.50	1.53	1.59	1.64	1.58	1.62	**1.68**	1.74	1.65	1.69	1.75	1.82	1.72	1.76	1.82	1.88
		Amps	5.3	5.4	5.6	5.8	5.7	5.9	6.1	6.3	6.2	6.4	6.6	6.9	6.7	6.8	**7.1**	7.4	7.1	7.3	7.5	7.8	7.6	7.7	8.0	8.3
		HI PR	208	224	227	232	235	253	256	262	267	288	292	298	305	327	**332**	339	329	354	359	367	390	419	425	435
		Lo PR	123	127	138	147	126	130	142	152	131	135	147	157	134	138	**151**	161	137	141	154	164	140	145	158	168
	720	MBh	23.5	24.0	25.6	27.4	22.9	23.4	25.0	26.8	22.4	22.9	24.5	26.1	21.9	22.3	23.9	25.5	20.8	21.2	22.7	24.2	19.2	19.6	21.0	22.4
		S/T	0.87	0.82	0.66	0.50	0.90	0.85	0.69	0.51	0.92	0.87	0.71	0.53	0.95	0.89	0.73	0.54	0.99	0.93	0.76	0.56	1.00	0.94	0.76	0.57
		ΔT	26	25	22	17	26	25	22	18	26	25	22	18	27	26	22	18	26	25	22	17	25	24	20	16
		kW	1.28	1.31	1.36	1.40	1.39	1.42	1.47	1.52	1.48	1.52	1.57	1.63	1.57	1.60	1.66	1.72	1.64	1.68	1.74	1.80	1.70	1.74	1.80	1.87
		Amps	5.2	5.4	5.5	5.8	5.7	5.8	6.0	6.2	6.2	6.3	6.5	6.8	6.6	6.8	7.0	7.3	7.1	7.2	7.5	7.8	7.5	7.7	7.9	8.2
		HI PR	206	221	225	230	233	250	254	259	265	285	289	295	302	324	329	336	326	350	355	363	386	415	421	430
		Lo PR	122	125	137	146	125	129	141	150	129	133	146	155	133	137	150	159	135	140	153	162	139	143	156	166
85	930	MBh	26.7	27.2	28.5	30.4	26.0	26.6	27.8	29.7	25.4	25.9	27.1	29.0	24.8	25.3	26.5	28.3	23.6	24.0	25.2	26.8	21.8	22.3	23.3	24.9
		S/T	0.99	0.96	0.86	0.70	1.00	0.99	0.89	0.73	1.00	1.00	0.92	0.74	1.00	1.00	0.95	0.77	1.00	1.00	0.98	0.80	1.00	1.00	0.99	0.80
		ΔT	26	26	24	21	26	26	25	21	25	26	25	21	25	25	25	21	23	24	24	21	22	22	23	20
		kW	1.30	1.33	1.38	1.43	1.41	1.45	1.50	1.55	1.51	1.55	1.60	1.66	1.60	1.63	1.69	1.75	1.67	1.71	1.77	1.83	1.73	1.77	1.84	1.90
		Amps	5.3	5.5	5.7	5.9	5.8	5.9	6.1	6.4	6.3	6.5	6.7	6.9	6.7	6.9	7.1	7.4	7.2	7.4	7.6	7.9	7.6	7.8	8.1	8.4
		HI PR	210	226	229	234	237	255	259	265	270	290	295	301	308	331	335	343	332	357	362	370	394	423	429	439
		Lo PR	124	128	140	149	128	132	144	153	132	136	149	158	135	140	153	162	138	143	156	166	142	146	159	170
	825	MBh	25.9	26.4	27.6	29.5	25.3	25.8	27.0	28.8	24.7	25.2	26.4	28.1	24.1	24.6	25.7	27.4	22.9	23.3	24.4	26.1	21.2	21.6	22.6	24.1
		S/T	0.95	0.91	0.82	0.67	0.98	0.95	0.85	0.69	1.00	0.97	0.88	0.71	1.00	1.00	0.90	0.73	1.00	1.00	0.94	0.76	1.00	1.00	0.95	0.77
		ΔT	27	27	25	22	28	27	26	22	28	27	26	22	27	27	26	22	25	26	26	22	24	24	24	21
		kW	1.29	1.32	1.37	1.42	1.40	1.43	1.48	1.54	1.50	1.53	1.59	1.64	1.58	1.62	1.68	1.74	1.65	1.69	1.75	1.82	1.72	1.76	1.82	1.88
		Amps	5.3	5.4	5.6	5.8	5.7	5.9	6.1	6.3	6.2	6.4	6.6	6.9	6.7	6.8	7.1	7.4	7.1	7.3	7.5	7.8	7.6	7.7	8.0	8.3
		HI PR	208	224	227	232	235	253	256	262	267	288	292	298	305	327	332	339	329	354	359	367	390	419	425	435
		Lo PR	123	127	138	147	126	130	142	152	131	135	147	157	134	138	151	161	137	141	154	164	140	145	158	168
	720	MBh	23.9	24.4	25.5	27.2	23.3	23.8	24.9	26.6	22.8	23.2	24.3	26.0	22.2	22.7	23.7	25.3	21.1	21.5	22.5	24.1	19.6	19.9	20.9	22.3
		S/T	0.91	0.88	0.79	0.64	0.94	0.91	0.82	0.67	0.97	0.93	0.84	0.68	1.00	0.97	0.87	0.71	1.00	1.00	0.90	0.73	1.00	1.00	0.91	0.74
		ΔT	27.8	27	26	22	28	28	26	23	28	28	26	23	28	28	26	23	27	27	26	23	25	25	24	21
		kW	1.28	1.31	1.36	1.40	1.39	1.42	1.47	1.52	1.48	1.52	1.57	1.63	1.57	1.60	1.66	1.72	1.64	1.68	1.74	1.80	1.70	1.74	1.80	1.87
		Amps	5.2	5.4	5.5	5.8	5.7	5.8	6.0	6.2	6.2	6.3	6.5	6.8	6.6	6.8	7.0	7.3	7.1	7.2	7.5	7.8	7.5	7.7	7.9	8.2
		HI PR	206	221	225	230	233	250	254	259	265	285	289	295	302	324	329	336	326	350	355	363	386	415	421	430
		Lo PR	122	125	137	146	125	129	141	150	129	133	146	155	133	137	150	159	135	140	153	162	139	143	156	166

IDB = Entering Indoor Dry Bulb Temperature

High and low pressures are measured at the liquid and suction service valves.

Shaded area reflects AHRI (TVA) conditions

kW = Total system power

Amps = outdoor unit amps (comp.+fan)

Expanded Cooling Data – DSXC180361A* / CA*F4961*6**+TXV / MBVC2000**-1 High Stage

			Outdoor Ambient Temperature																							
			65ºF				75ºF				85ºF				95ºF				105ºF				115ºF			
			Entering Indoor Wet Bulb Temperature																							
IDB	Airflow		59	63	67	71	59	63	67	71	59	63	67	71	59	63	67	71	59	63	67	71	59	63	67	71
70	1330	MBh	36.7	38.1	41.7	-	35.9	37.2	40.7	-	35.0	36.3	39.8	-	34.2	35.4	38.8	-	32.4	33.6	36.8	-	30.1	31.2	34.1	-
		S/T	0.74	0.62	0.43	-	0.76	0.64	0.44	-	0.78	0.65	0.45	-	0.81	0.68	0.47	-	0.84	0.70	0.49	-	0.85	0.71	0.49	-
		ΔT	19	16	12	-	19	16	12	-	19	16	12	-	19	17	13	-	19	16	12	-	18	15	12	-
		kW	2.09	2.14	2.21	-	2.26	2.31	2.39	-	2.41	2.47	2.56	-	2.55	2.61	2.70	-	2.66	2.73	2.82	-	2.76	2.83	2.93	-
		Amps	8.2	8.4	8.7	-	8.9	9.1	9.4	-	9.7	9.9	10.3	-	10.4	10.7	11.0	-	11.1	11.4	11.8	-	11.8	12.1	12.5	-
		HI PR	220	237	240	-	249	268	271	-	283	304	309	-	322	347	352	-	348	374	380	-	413	444	450	-
		Lo PR	118	122	133	-	122	126	137	-	126	130	142	-	129	134	146	-	132	136	149	-	135	140	152	-
	1175	MBh	35.6	36.9	40.5	-	34.8	36.1	39.5	-	34.0	35.2	38.6	-	33.2	34.4	37.7	-	31.5	32.7	35.8	-	29.2	30.2	33.1	-
		S/T	0.70	0.59	0.41	-	0.73	0.61	0.42	-	0.75	0.62	0.43	-	0.77	0.64	0.45	-	0.80	0.67	0.46	-	0.81	0.67	0.47	-
		ΔT	20	17	13	-	20	17	13	-	20	17	13	-	20	17	13	-	20	17	13	-	18	16	12	-
		kW	2.07	2.12	2.19	-	2.24	2.29	2.37	-	2.39	2.45	2.53	-	2.53	2.59	2.68	-	2.64	2.70	2.80	-	2.74	2.80	2.90	-
		Amps	8.1	8.3	8.6	-	8.8	9.0	9.3	-	9.6	9.9	10.2	-	10.3	10.6	10.9	-	11.0	11.3	11.7	-	11.7	12.0	12.4	-
		HI PR	218	234	238	-	246	265	269	-	280	301	306	-	319	343	348	-	345	371	376	-	409	439	446	-
		Lo PR	117	121	132	-	121	125	136	-	125	129	141	-	128	132	144	-	131	135	147	-	134	138	151	-
	1025	MBh	32.9	34.1	37.4	-	32.1	33.3	36.5	-	31.4	32.5	35.6	-	30.6	31.7	34.8	-	29.1	30.1	33.0	-	26.9	27.9	30.6	-
		S/T	0.68	0.57	0.39	-	0.70	0.59	0.41	-	0.72	0.60	0.42	-	0.74	0.62	0.43	-	0.77	0.65	0.45	-	0.78	0.65	0.45	-
		ΔT	20	17	13	-	20	18	13	-	20	18	13	-	20	18	13	-	20	17	13	-	19	16	12	-
		kW	2.05	2.10	2.17	-	2.22	2.27	2.35	-	2.37	2.43	2.51	-	2.50	2.56	2.65	-	2.62	2.68	2.77	-	2.71	2.78	2.88	-
		Amps	8.1	8.3	8.5	-	8.7	9.0	9.3	-	9.5	9.8	10.1	-	10.2	10.5	10.8	-	10.9	11.2	11.5	-	11.6	11.8	12.3	-
		HI PR	216	232	235	-	244	262	266	-	278	298	303	-	316	340	345	-	341	367	372	-	405	435	441	-
		Lo PR	116	120	131	-	120	123	135	-	124	127	139	-	127	131	143	-	129	134	146	-	133	137	149	-
75	1330	MBh	37.3	38.4	41.6	44.7	36.5	37.5	40.6	43.6	35.6	36.7	39.7	42.6	34.7	**35.8**	38.7	41.5	33.0	34.0	36.8	39.5	30.6	31.5	34.1	36.6
		S/T	0.84	0.75	0.57	0.37	0.87	0.78	0.59	0.38	0.89	0.80	0.60	0.39	0.92	**0.82**	0.62	0.40	0.95	0.85	0.65	0.42	0.96	0.86	0.65	0.42
		ΔT	22	20	16	11	22	20	17	11	22	20	17	11	22	**20**	17	12	22	20	16	11	20	19	15	11
		kW	2.09	2.14	2.21	2.28	2.26	2.31	2.39	2.48	2.41	2.47	2.56	2.65	2.55	**2.61**	2.70	2.80	2.66	2.73	2.82	2.92	2.76	2.83	2.93	3.03
		Amps	8.2	8.4	8.7	9.0	8.9	9.1	9.4	9.8	9.7	9.9	10.3	10.7	10.4	**10.7**	11.0	11.5	11.1	11.4	11.8	12.2	11.8	12.1	12.5	13.0
		HI PR	220	237	240	245	249	268	271	277	283	304	309	316	322	**347**	352	359	348	374	380	388	413	444	450	460
		Lo PR	118	122	133	142	122	126	137	146	126	130	142	151	129	**134**	146	155	132	136	149	158	135	140	152	162
	1175	MBh	36.3	37.3	40.4	43.4	35.4	36.5	39.5	42.4	34.6	35.6	38.5	41.3	33.7	**34.7**	37.6	40.3	32.0	33.0	35.7	38.3	29.7	30.6	33.1	35.5
		S/T	0.80	0.72	0.54	0.35	0.83	0.74	0.56	0.36	0.85	0.76	0.58	0.37	0.88	**0.78**	0.59	0.38	0.91	0.81	0.62	0.40	0.92	0.82	0.62	0.40
		ΔT	23	21	17	12	23	21	17	12	23	21	17	12	23	**21**	17	12	23	21	17	12	21	20	16	11
		kW	2.07	2.12	2.19	2.26	2.24	2.29	2.37	2.45	2.39	2.45	2.53	2.62	2.53	**2.59**	2.68	2.77	2.64	2.70	2.80	2.90	2.74	2.80	2.90	3.01
		Amps	8.1	8.3	8.6	9.0	8.8	9.0	9.3	9.7	9.6	9.9	10.2	10.6	10.3	**10.6**	10.9	11.4	11.0	11.3	11.7	12.1	11.7	12.0	12.4	12.9
		HI PR	218	234	238	243	246	265	269	275	280	301	306	312	319	**343**	348	356	345	371	376	384	409	439	446	455
		Lo PR	117	121	132	141	121	125	136	145	125	129	141	150	128	**132**	144	154	131	135	147	157	134	138	151	161
	1025	MBh	33.5	34.5	37.3	40.0	32.7	33.6	36.4	39.1	31.9	32.8	35.6	38.2	31.1	**32.0**	34.7	37.2	29.6	30.4	33.0	35.4	27.4	28.2	30.5	32.8
		S/T	0.77	0.69	0.52	0.34	0.80	0.71	0.54	0.35	0.82	0.73	0.55	0.36	0.85	**0.76**	0.57	0.37	0.88	0.79	0.59	0.38	0.89	0.79	0.60	0.39
		ΔT	23	21	17	12	23	22	18	12	23	22	18	12	24	**22**	18	12	23	21	18	12	22	20	16	11
		kW	2.05	2.10	2.17	2.24	2.22	2.27	2.35	2.43	2.37	2.43	2.51	2.60	2.50	**2.56**	2.65	2.75	2.62	2.68	2.77	2.87	2.71	2.78	2.88	2.98
		Amps	8.1	8.3	8.5	8.9	8.7	9.0	9.3	9.6	9.5	9.8	10.1	10.5	10.2	**10.5**	10.8	11.2	10.9	11.2	11.5	12.0	11.6	11.8	12.3	12.7
		HI PR	216	232	235	241	244	262	266	272	278	298	303	309	316	**340**	345	352	341	367	372	380	405	435	441	451
		Lo PR	116	120	131	139	120	123	135	143	124	127	139	148	127	**131**	143	152	129	134	146	155	133	137	149	159

IDB = Entering Indoor Dry Bulb Temperature

High and low pressures are measured at the liquid and suction service valves.

Shaded area reflects ACCA (TVA) conditions

kW = Total system power

Amps = outdoor unit amps (comp.+fan)

Expanded Cooling Data – DSXC180361A* / CA*F4961*6**+TXV / MBVC2000**-1 High Stage (cont.)

			Outdoor Ambient Temperature																							
			65ºF				75ºF				85ºF				95ºF				105ºF				115ºF			
			Entering Indoor Wet Bulb Temperature																							
IDB	Airflow		59	63	67	71	59	63	67	71	59	63	67	71	59	63	67	71	59	63	67	71	59	63	67	71
80	1330	MBh	38.0	38.8	41.5	44.4	37.1	37.9	40.5	43.3	36.2	37.0	39.6	42.3	35.4	36.1	38.6	41.3	33.6	34.3	36.7	39.2	31.1	31.8	34.0	36.3
		S/T	0.92	0.86	0.70	0.52	0.95	0.89	0.73	0.54	1.00	0.92	0.75	0.56	1.00	0.95	0.77	0.58	1.00	1.00	0.80	0.60	1.00	1.00	0.81	0.60
		ΔT	24	23	20	16	24	23	20	16	25	23	20	16	24	24	21	16	23	24	20	16	22	22	19	15
		kW	2.09	2.14	2.21	2.28	2.26	2.31	2.39	2.48	2.41	2.47	2.56	2.65	2.55	2.61	2.70	2.80	2.66	2.73	2.82	2.92	2.76	2.83	2.93	3.03
		Amps	8.2	8.4	8.7	9.0	8.9	9.1	9.4	9.8	9.7	9.9	10.3	10.7	10.4	10.7	11.0	11.5	11.1	11.4	11.8	12.2	11.8	12.1	12.5	13.0
		HI PR	220	237	240	245	249	268	271	277	283	304	309	316	322	347	352	359	348	374	380	388	413	444	450	460
		Lo PR	118	122	133	142	122	126	137	146	126	130	142	151	129	134	146	155	132	136	149	158	135	140	152	162
	1175	MBh	36.9	37.7	40.3	43.1	36.0	36.8	39.3	42.1	35.2	35.9	38.4	41.1	34.3	35.1	**37.5**	40.1	32.6	33.3	35.6	38.1	30.2	30.9	33.0	35.2
		S/T	0.88	0.82	0.67	0.50	0.91	0.85	0.69	0.52	0.93	0.87	0.71	0.53	0.96	0.90	**0.73**	0.55	1.00	0.94	0.76	0.57	1.00	0.94	0.77	0.57
		ΔT	25	24	21	17	26	25	21	17	26	25	21	17	26	25	**22**	17	25	24	21	17	24	23	20	16
		kW	2.07	2.12	2.19	2.26	2.24	2.29	2.37	2.45	2.39	2.45	2.53	2.62	2.53	2.59	**2.68**	2.77	2.64	2.70	2.80	2.90	2.74	2.80	2.90	3.01
		Amps	8.1	8.3	8.6	9.0	8.8	9.0	9.3	9.7	9.6	9.9	10.2	10.6	10.3	10.6	**10.9**	11.4	11.0	11.3	11.7	12.1	11.7	12.0	12.4	12.9
		HI PR	218	234	238	243	246	265	269	275	280	301	306	312	319	343	**348**	356	345	371	376	384	409	439	446	455
		Lo PR	117	121	132	141	121	125	136	145	125	129	141	150	128	132	**144**	154	131	135	147	157	134	138	151	161
	1025	MBh	34.1	34.8	37.2	39.7	33.3	34.0	36.3	38.8	32.5	33.2	35.4	37.9	31.7	32.4	34.6	37.0	30.1	30.8	32.9	35.1	27.9	28.5	30.4	32.5
		S/T	0.85	0.79	0.65	0.48	0.88	0.82	0.67	0.50	0.90	0.84	0.69	0.51	0.93	0.87	0.71	0.53	0.96	0.90	0.74	0.55	0.97	0.91	0.74	0.55
		ΔT	26	25	22	17	26	25	22	17	26	25	22	17	26	25	22	18	26	25	22	17	24	23	20	16
		kW	2.05	2.10	2.17	2.24	2.22	2.27	2.35	2.43	2.37	2.43	2.51	2.60	2.50	2.56	2.65	2.75	2.62	2.68	2.77	2.87	2.71	2.78	2.88	2.98
		Amps	8.1	8.3	8.5	8.9	8.7	9.0	9.3	9.6	9.5	9.8	10.1	10.5	10.2	10.5	10.8	11.2	10.9	11.2	11.5	12.0	11.6	11.8	12.3	12.7
		HI PR	216	232	235	241	244	262	266	272	278	298	303	309	316	340	345	352	341	367	372	380	405	435	441	451
		Lo PR	116	120	131	139	120	123	135	143	124	127	139	148	127	131	143	152	129	134	146	155	133	137	149	159
85	1330	MBh	38.7	39.4	41.3	44.0	37.8	38.5	40.3	43.0	36.9	37.6	39.4	42.0	36.0	36.7	38.4	41.0	34.2	34.8	36.5	38.9	31.7	32.3	33.8	36.1
		S/T	0.96	0.93	0.84	0.68	1.00	0.96	0.87	0.71	1.00	0.99	0.89	0.72	1.00	1.00	0.92	0.75	1.00	1.00	0.96	0.78	1.00	1.00	0.96	0.78
		ΔT	26	25	24	21	26	26	24	21	25	26	24	21	25	25	24	21	24	24	24	21	22	22	23	19
		kW	2.09	2.14	2.21	2.28	2.26	2.31	2.39	2.48	2.41	2.47	2.56	2.65	2.55	2.61	2.70	2.80	2.66	2.73	2.82	2.92	2.76	2.83	2.93	3.03
		Amps	8.2	8.4	8.7	9.0	8.9	9.1	9.4	9.8	9.7	9.9	10.3	10.7	10.4	10.7	11.0	11.5	11.1	11.4	11.8	12.2	11.8	12.1	12.5	13.0
		HI PR	220	237	240	245	249	268	271	277	283	304	309	316	322	347	352	359	348	374	380	388	413	444	450	460
		Lo PR	118	122	133	142	122	126	137	146	126	130	142	151	129	134	146	155	132	136	149	158	135	140	152	162
	1175	MBh	37.5	38.3	40.1	42.8	36.7	37.4	39.1	41.8	35.8	36.5	38.2	40.8	34.9	35.6	37.3	39.8	33.2	33.8	35.4	37.8	30.7	31.3	32.8	35.0
		S/T	0.92	0.89	0.80	0.65	0.95	0.92	0.83	0.67	0.98	0.94	0.85	0.69	1.00	0.97	0.88	0.71	1.00	1.00	0.91	0.74	1.00	1.00	0.92	0.75
		ΔT	27	27	25	22	27	27	25	22	27	27	25	22	27	27	26	22	26	26	25	22	24	25	24	20
		kW	2.07	2.12	2.19	2.26	2.24	2.29	2.37	2.45	2.39	2.45	2.53	2.62	2.53	2.59	2.68	2.77	2.64	2.70	2.80	2.90	2.74	2.80	2.90	3.01
		Amps	8.1	8.3	8.6	9.0	8.8	9.0	9.3	9.7	9.6	9.9	10.2	10.6	10.3	10.6	10.9	11.4	11.0	11.3	11.7	12.1	11.7	12.0	12.4	12.9
		HI PR	218	234	238	243	246	265	269	275	280	301	306	312	319	343	348	356	345	371	376	384	409	439	446	455
		Lo PR	117	121	132	141	121	125	136	145	125	129	141	150	128	132	144	154	131	135	147	157	134	138	151	161
	1025	MBh	34.6	35.3	37.0	39.5	33.8	34.5	36.1	38.5	33.0	33.7	35.3	37.6	32.2	32.9	34.4	36.7	30.6	31.2	32.7	34.9	28.4	28.9	30.3	32.3
		S/T	0.89	0.86	0.77	0.63	0.92	0.89	0.80	0.65	0.94	0.91	0.82	0.67	0.97	0.94	0.85	0.69	1.00	0.97	0.88	0.71	1.00	0.98	0.89	0.72
		ΔT	28	27	26	22	28	27	26	22	28	27	26	22	28	28	26	23	27	27	26	22	25	25	24	21
		kW	2.05	2.10	2.17	2.24	2.22	2.27	2.35	2.43	2.37	2.43	2.51	2.60	2.50	2.56	2.65	2.75	2.62	2.68	2.77	2.87	2.71	2.78	2.88	2.98
		Amps	8.1	8.3	8.5	8.9	8.7	9.0	9.3	9.6	9.5	9.8	10.1	10.5	10.2	10.5	10.8	11.2	10.9	11.2	11.5	12.0	11.6	11.8	12.3	12.7
		HI PR	216	232	235	241	244	262	266	272	278	298	303	309	316	340	345	352	341	367	372	380	405	435	441	451
		Lo PR	116	120	131	139	120	123	135	143	124	127	139	148	127	131	143	152	129	134	146	155	133	137	149	159

IDB = Entering Indoor Dry Bulb Temperature

High and low pressures are measured at the liquid and suction service valves.

Shaded area reflects AHRI (TVA) conditions

kW = Total system power

Amps = outdoor unit amps (comp.+fan)

Expanded Cooling Data – DSXC180481A* / CA*F4961*6**+TXV / MBVC2000**-1 Low Stage

			Outdoor Ambient Temperature																							
			65ºF				75ºF				85ºF				95ºF				105ºF				115ºF			
			Entering Indoor Wet Bulb Temperature																							
IDB	Airflow		59	63	67	71	59	63	67	71	59	63	67	71	59	63	67	71	59	63	67	71	59	63	67	71
70	1325	MBh	34.6	35.8	39.3	-	33.8	35.0	38.3	-	33.0	34.2	37.4	-	32.2	33.3	36.5	-	30.5	31.7	34.7	-	28.3	29.3	32.1	-
		S/T	0.76	0.64	0.44	-	0.79	0.66	0.46	-	0.81	0.68	0.47	-	0.83	0.70	0.48	-	0.87	0.72	0.50	-	0.87	0.73	0.51	-
		ΔT	18	16	12	-	18	16	12	-	18	16	12	-	19	16	12	-	18	16	12	-	17	15	11	-
		kW	1.87	1.91	1.97	-	2.02	2.07	2.14	-	2.16	2.21	2.29	-	2.28	2.34	2.42	-	2.39	2.44	2.53	-	2.47	2.53	2.62	-
		Amps	7.2	7.4	7.6	-	7.8	8.0	8.3	-	8.5	8.7	9.0	-	9.1	9.4	9.7	-	9.7	10.0	10.3	-	10.4	10.6	11.0	-
		HI PR	216	232	235	-	244	262	266	-	277	298	303	-	316	340	345	-	356	382	388	-	398	428	434	-
		Lo PR	121	125	137	-	125	129	141	-	129	133	146	-	133	137	149	-	135	140	152	-	139	143	156	-
	1175	MBh	33.6	34.8	38.1	-	32.8	34.0	37.2	-	32.0	33.2	36.3	-	31.2	32.4	35.5	-	29.7	30.7	33.7	-	27.5	28.5	31.2	-
		S/T	0.73	0.61	0.42	-	0.75	0.63	0.44	-	0.77	0.64	0.45	-	0.80	0.66	0.46	-	0.83	0.69	0.48	-	0.83	0.70	0.48	-
		ΔT	19	16	13	-	19	17	13	-	19	17	13	-	19	17	13	-	19	17	13	-	18	16	12	-
		kW	1.85	1.89	1.96	-	2.00	2.05	2.12	-	2.14	2.19	2.27	-	2.26	2.32	2.40	-	2.36	2.42	2.51	-	2.45	2.51	2.60	-
		Amps	7.1	7.3	7.6	-	7.7	7.9	8.2	-	8.4	8.7	9.0	-	9.0	9.3	9.6	-	9.7	9.9	10.2	-	10.3	10.5	10.9	-
		HI PR	214	230	233	-	242	260	263	-	275	295	300	-	313	336	341	-	352	378	384	-	394	424	430	-
		Lo PR	120	124	135	-	124	128	139	-	128	132	144	-	131	136	148	-	134	138	151	-	137	142	155	-
	1025	MBh	31.0	32.1	35.2	-	30.3	31.4	34.4	-	29.5	30.6	33.5	-	28.8	29.9	32.7	-	27.4	28.4	31.1	-	25.4	26.3	28.8	-
		S/T	0.70	0.58	0.40	-	0.73	0.61	0.42	-	0.74	0.62	0.43	-	0.77	0.64	0.44	-	0.80	0.67	0.46	-	0.80	0.67	0.46	-
		ΔT	19	17	13	-	20	17	13	-	20	17	13	-	20	17	13	-	20	17	13	-	18	16	12	-
		kW	1.83	1.88	1.94	-	1.99	2.03	2.10	-	2.12	2.17	2.25	-	2.24	2.29	2.38	-	2.34	2.40	2.48	-	2.43	2.49	2.58	-
		Amps	7.1	7.2	7.5	-	7.7	7.9	8.1	-	8.4	8.6	8.9	-	9.0	9.2	9.5	-	9.6	9.8	10.1	-	10.2	10.4	10.8	-
		HI PR	212	227	231	-	239	257	261	-	272	292	297	-	310	333	338	-	348	375	380	-	390	420	426	-
		Lo PR	119	123	134	-	123	126	138	-	127	131	143	-	130	134	147	-	133	137	149	-	136	140	153	-
75	1325	MBh	35.2	36.2	39.2	42.0	34.3	35.4	38.3	41.1	33.5	34.5	37.4	40.1	32.7	**33.7**	36.4	39.1	31.1	32.0	34.6	37.2	28.8	29.6	32.1	34.4
		S/T	0.86	0.77	0.59	0.38	0.90	0.80	0.61	0.39	0.92	0.82	0.62	0.40	0.95	**0.85**	0.64	0.41	0.98	0.88	0.67	0.43	0.99	0.89	0.67	0.43
		ΔT	21	19	16	11	21	20	16	11	21	20	16	11	22	**20**	16	11	21	20	16	11	20	18	15	10
		kW	1.87	1.91	1.97	2.04	2.02	2.07	2.14	2.22	2.16	2.21	2.29	2.37	2.28	**2.34**	2.42	2.51	2.39	2.44	2.53	2.62	2.47	2.53	2.62	2.72
		Amps	7.2	7.4	7.6	7.9	7.8	8.0	8.3	8.6	8.5	8.7	9.0	9.4	9.1	**9.4**	9.7	10.1	9.7	10.0	10.3	10.8	10.4	10.6	11.0	11.4
		HI PR	216	232	235	241	244	262	266	272	277	298	303	309	316	**340**	345	352	356	382	388	396	398	428	434	444
		Lo PR	121	125	137	146	125	129	141	150	129	133	146	155	133	**137**	149	159	135	140	152	162	139	143	156	166
	1175	MBh	34.1	35.1	38.0	40.8	33.3	34.3	37.2	39.9	32.5	33.5	36.3	38.9	31.7	**32.7**	35.4	38.0	30.2	31.1	33.6	36.1	27.9	28.8	31.1	33.4
		S/T	0.82	0.74	0.56	0.36	0.85	0.76	0.58	0.37	0.88	0.78	0.59	0.38	0.90	**0.81**	0.61	0.39	0.94	0.84	0.64	0.41	0.95	0.85	0.64	0.41
		ΔT	22	20	17	11	22	21	17	12	22	21	17	12	22	**21**	17	12	22	20	17	12	21	19	16	11
		kW	1.85	1.89	1.96	2.03	2.00	2.05	2.12	2.20	2.14	2.19	2.27	2.35	2.26	**2.32**	2.40	2.48	2.36	2.42	2.51	2.60	2.45	2.51	2.60	2.69
		Amps	7.1	7.3	7.6	7.9	7.7	7.9	8.2	8.5	8.4	8.7	9.0	9.3	9.0	**9.3**	9.6	10.0	9.7	9.9	10.2	10.6	10.3	10.5	10.9	11.3
		HI PR	214	230	233	238	242	260	263	269	275	295	300	306	313	**336**	341	349	352	378	384	392	394	424	430	439
		Lo PR	120	124	135	144	124	128	139	148	128	132	144	154	131	**136**	148	158	134	138	151	161	137	142	155	165
	1025	MBh	31.5	32.4	35.1	37.7	30.8	31.7	34.3	36.8	30.0	30.9	33.5	35.9	29.3	**30.2**	32.7	35.1	27.8	28.7	31.0	33.3	25.8	26.6	28.7	30.8
		S/T	0.80	0.71	0.54	0.35	0.82	0.74	0.56	0.36	0.85	0.76	0.57	0.37	0.87	**0.78**	0.59	0.38	0.91	0.81	0.61	0.39	0.91	0.82	0.62	0.40
		ΔT	22	21	17	12	23	21	17	12	23	21	17	12	23	**21**	17	12	23	21	17	12	21	19	16	11
		kW	1.83	1.88	1.94	2.01	1.99	2.03	2.10	2.18	2.12	2.17	2.25	2.33	2.24	**2.29**	2.38	2.46	2.34	2.40	2.48	2.57	2.43	2.49	2.58	2.67
		Amps	7.1	7.2	7.5	7.8	7.7	7.9	8.1	8.4	8.4	8.6	8.9	9.2	9.0	**9.2**	9.5	9.9	9.6	9.8	10.1	10.5	10.2	10.4	10.8	11.2
		HI PR	212	227	231	236	239	257	261	267	272	292	297	303	310	**333**	338	345	348	375	380	388	390	420	426	435
		Lo PR	119	123	134	143	123	126	138	147	127	131	143	152	130	**134**	147	156	133	137	149	159	136	140	153	163

IDB = Entering Indoor Dry Bulb Temperature

High and low pressures are measured at the liquid and suction service valves.

Shaded area reflects ACCA (TVA) conditions

kW = Total system power

Amps = outdoor unit amps (comp.+fan)

Expanded Cooling Data – DSXC180481A* / CA*F4961*6**+TXV / MBVC2000**-1 Low Stage (cont.)

			Outdoor Ambient Temperature																							
			65ºF				75ºF				85ºF				95ºF				105ºF				115ºF			
			Entering Indoor Wet Bulb Temperature																							
IDB	Airflow		59	63	67	71	59	63	67	71	59	63	67	71	59	63	67	71	59	63	67	71	59	63	67	71
80	1325	MBh	35.8	36.6	39.1	41.8	34.9	35.7	38.2	40.8	34.1	34.9	37.2	39.8	33.3	34.0	36.3	38.8	31.6	32.3	34.5	36.9	29.3	29.9	32.0	34.2
		S/T	0.95	0.89	0.72	0.54	1.00	0.92	0.75	0.56	1.00	0.95	0.77	0.58	1.00	1.00	0.79	0.59	1.00	1.00	0.82	0.62	1.00	1.00	0.83	0.62
		ΔT	24	23	20	16	24	23	20	16	24	23	20	16	23	24	20	16	22	22	20	16	20	21	18	15
		kW	1.87	1.91	1.97	2.04	2.02	2.07	2.14	2.22	2.16	2.21	2.29	2.37	2.28	2.34	2.42	2.51	2.39	2.44	2.53	2.62	2.47	2.53	2.62	2.72
		Amps	7.2	7.4	7.6	7.9	7.8	8.0	8.3	8.6	8.5	8.7	9.0	9.4	9.1	9.4	9.7	10.1	9.7	10.0	10.3	10.8	10.4	10.6	11.0	11.4
		HI PR	216	232	235	241	244	262	266	272	277	298	303	309	316	340	345	352	356	382	388	396	398	428	434	444
		Lo PR	121	125	137	146	125	129	141	150	129	133	146	155	133	137	149	159	135	140	152	162	139	143	156	166
	1175	MBh	34.7	35.5	37.9	40.5	33.9	34.7	37.0	39.6	33.1	33.8	36.2	38.7	32.3	33.0	**35.3**	37.7	30.7	31.4	33.5	35.8	28.4	29.1	31.0	33.2
		S/T	0.90	0.85	0.69	0.52	0.94	0.88	0.72	0.53	0.96	0.90	0.73	0.55	0.99	0.93	**0.76**	0.57	1.00	0.97	0.79	0.59	1.00	0.97	0.79	0.59
		ΔT	25	24	20	16	25	24	21	17	25	24	21	17	25	24	**21**	17	24	24	21	16	22	22	19	15
		kW	1.85	1.89	1.96	2.03	2.00	2.05	2.12	2.20	2.14	2.19	2.27	2.35	2.26	2.32	**2.40**	2.48	2.36	2.42	2.51	2.60	2.45	2.51	2.60	2.69
		Amps	7.1	7.3	7.6	7.9	7.7	7.9	8.2	8.5	8.4	8.7	9.0	9.3	9.0	9.3	**9.6**	10.0	9.7	9.9	10.2	10.6	10.3	10.5	10.9	11.3
		HI PR	214	230	233	238	242	260	263	269	275	295	300	306	313	336	**341**	349	352	378	384	392	394	424	430	439
		Lo PR	120	124	135	144	124	128	139	148	128	132	144	154	131	136	**148**	158	134	138	151	161	137	142	155	165
	1025	MBh	32.1	32.8	35.0	37.4	31.3	32.0	34.2	36.5	30.6	31.2	33.4	35.7	29.8	30.5	32.6	34.8	28.3	29.0	30.9	33.1	26.2	26.8	28.7	30.6
		S/T	0.87	0.82	0.67	0.50	0.90	0.85	0.69	0.52	0.93	0.87	0.71	0.53	0.96	0.90	0.73	0.55	0.99	0.93	0.76	0.57	1.00	0.94	0.76	0.57
		ΔT	25	24	21	17	25	24	21	17	25	24	21	17	26	25	21	17	25	24	21	17	24	23	20	16
		kW	1.83	1.88	1.94	2.01	1.99	2.03	2.10	2.18	2.12	2.17	2.25	2.33	2.24	2.29	2.38	2.46	2.34	2.40	2.48	2.57	2.43	2.49	2.58	2.67
		Amps	7.1	7.2	7.5	7.8	7.7	7.9	8.1	8.4	8.4	8.6	8.9	9.2	9.0	9.2	9.5	9.9	9.6	9.8	10.1	10.5	10.2	10.4	10.8	11.2
		HI PR	212	227	231	236	239	257	261	267	272	292	297	303	310	333	338	345	348	375	380	388	390	420	426	435
		Lo PR	119	123	134	143	123	126	138	147	127	131	143	152	130	134	147	156	133	137	149	159	136	140	153	163
85	1325	MBh	36.4	37.1	38.9	41.5	35.6	36.2	38.0	40.5	34.7	35.4	37.1	39.5	33.9	34.5	36.2	38.6	32.2	32.8	34.3	36.6	29.8	30.4	31.8	33.9
		S/T	0.99	0.96	0.87	0.70	1.00	0.99	0.90	0.73	1.00	1.00	0.92	0.75	1.00	1.00	0.95	0.77	1.00	1.00	0.99	0.80	1.00	1.00	0.99	0.81
		ΔT	25	25	23	20	25	25	24	20	24	25	24	20	23	24	24	21	22	23	23	20	21	21	22	19
		kW	1.87	1.91	1.97	2.04	2.02	2.07	2.14	2.22	2.16	2.21	2.29	2.37	2.28	2.34	2.42	2.51	2.39	2.44	2.53	2.62	2.47	2.53	2.62	2.72
		Amps	7.2	7.4	7.6	7.9	7.8	8.0	8.3	8.6	8.5	8.7	9.0	9.4	9.1	9.4	9.7	10.1	9.7	10.0	10.3	10.8	10.4	10.6	11.0	11.4
		HI PR	216	232	235	241	244	262	266	272	277	298	303	309	316	340	345	352	356	382	388	396	398	428	434	444
		Lo PR	121	125	137	146	125	129	141	150	129	133	146	155	133	137	149	159	135	140	152	162	139	143	156	166
	1175	MBh	35.3	36.0	37.7	40.3	34.5	35.2	36.9	39.3	33.7	34.4	36.0	38.4	32.9	33.5	35.1	37.4	31.2	31.8	33.3	35.6	28.9	29.5	30.9	33.0
		S/T	0.95	0.92	0.83	0.67	0.98	0.95	0.86	0.69	1.00	0.97	0.88	0.71	1.00	1.00	0.91	0.74	1.00	1.00	0.94	0.76	1.00	1.00	0.95	0.77
		ΔT	26	26	24	21	27	26	25	21	26	26	25	21	26	26	25	22	24	25	25	21	23	23	23	20
		kW	1.85	1.89	1.96	2.03	2.00	2.05	2.12	2.20	2.14	2.19	2.27	2.35	2.26	2.32	2.40	2.48	2.36	2.42	2.51	2.60	2.45	2.51	2.60	2.69
		Amps	7.1	7.3	7.6	7.9	7.7	7.9	8.2	8.5	8.4	8.7	9.0	9.3	9.0	9.3	9.6	10.0	9.7	9.9	10.2	10.6	10.3	10.5	10.9	11.3
		HI PR	214	230	233	238	242	260	263	269	275	295	300	306	313	336	341	349	352	378	384	392	394	424	430	439
		Lo PR	120	124	135	144	124	128	139	148	128	132	144	154	131	136	148	158	134	138	151	161	137	142	155	165
	1025	MBh	32.6	33.3	34.8	37.2	31.9	32.5	34.0	36.3	31.1	31.7	33.2	35.4	30.3	30.9	32.4	34.6	28.8	29.4	30.8	32.8	26.7	27.2	28.5	30.4
		S/T	0.91	0.88	0.80	0.65	0.95	0.91	0.83	0.67	0.97	0.94	0.85	0.69	1.00	0.97	0.87	0.71	1.00	1.00	0.91	0.74	1.00	1.00	0.91	0.74
		ΔT	26.8	26	25	22	27	27	25	22	27	27	25	22	27	27	25	22	26	26	25	22	24	24	23	20
		kW	1.83	1.88	1.94	2.01	1.99	2.03	2.10	2.18	2.12	2.17	2.25	2.33	2.24	2.29	2.38	2.46	2.34	2.40	2.48	2.57	2.43	2.49	2.58	2.67
		Amps	7.1	7.2	7.5	7.8	7.7	7.9	8.1	8.4	8.4	8.6	8.9	9.2	9.0	9.2	9.5	9.9	9.6	9.8	10.1	10.5	10.2	10.4	10.8	11.2
		HI PR	212	227	231	236	239	257	261	267	272	292	297	303	310	333	338	345	348	375	380	388	390	420	426	435
		Lo PR	119	123	134	143	123	126	138	147	127	131	143	152	130	134	147	156	133	137	149	159	136	140	153	163

IDB = Entering Indoor Dry Bulb Temperature

High and low pressures are measured at the liquid and suction service valves.

Shaded area reflects AHRI (TVA) conditions

kW = Total system power

Amps = outdoor unit amps (comp.+fan)

Expanded Cooling Data – DSXC180481A*/CA*F4961*6**+TXV/MBVC2000**-1 High Stage

			Outdoor Ambient Temperature																							
			65ºF				75ºF				85ºF				95ºF				105ºF				115ºF			
			Entering Indoor Wet Bulb Temperature																							
IDB	Airflow		59	63	67	71	59	63	67	71	59	63	67	71	59	63	67	71	59	63	67	71	59	63	67	71
70	1970	MBh	48.2	50.0	54.8	-	47.1	48.8	53.5	-	46.0	47.7	52.2	-	44.9	46.5	50.9	-	42.6	44.2	48.4	-	39.5	40.9	44.8	-
		S/T	0.77	0.64	0.44	-	0.79	0.66	0.46	-	0.81	0.68	0.47	-	0.84	0.70	0.49	-	0.87	0.73	0.50	-	0.88	0.73	0.51	-
		ΔT	17	15	11	-	17	15	11	-	17	15	11	-	18	15	12	-	17	15	11	-	16	14	11	-
		kW	2.87	2.94	3.03	-	3.10	3.17	3.27	-	3.30	3.37	3.48	-	3.47	3.55	3.67	-	3.62	3.70	3.83	-	3.75	3.84	3.97	-
		Amps	10.2	10.5	10.8	-	11.1	11.4	11.7	-	12.1	12.4	12.8	-	13.0	13.3	13.7	-	13.8	14.2	14.7	-	14.7	15.1	15.6	-
		HI PR	228	245	248	-	257	277	280	-	292	315	319	-	333	358	363	-	375	403	409	-	420	451	458	-
		Lo PR	121	124	136	-	124	128	140	-	128	132	145	-	132	136	148	-	134	139	151	-	138	142	155	-
	1750	MBh	46.8	48.5	53.2	-	45.7	47.4	51.9	-	44.6	46.3	50.7	-	43.5	45.1	49.5	-	41.4	42.9	47.0	-	38.3	39.7	43.5	-
		S/T	0.73	0.61	0.42	-	0.76	0.63	0.44	-	0.78	0.65	0.45	-	0.80	0.67	0.46	-	0.83	0.69	0.48	-	0.84	0.70	0.48	-
		ΔT	18	16	12	-	18	16	12	-	18	16	12	-	18	16	12	-	18	16	12	-	17	15	11	-
		kW	2.85	2.91	3.01	-	3.07	3.14	3.24	-	3.27	3.34	3.45	-	3.44	3.52	3.64	-	3.59	3.67	3.80	-	3.72	3.80	3.93	-
		Amps	10.1	10.4	10.7	-	11.0	11.2	11.6	-	12.0	12.3	12.7	-	12.8	13.2	13.6	-	13.7	14.0	14.5	-	14.5	14.9	15.4	-
		HI PR	225	242	246	-	255	274	278	-	290	311	316	-	330	355	360	-	371	399	405	-	416	447	453	-
		Lo PR	119	123	134	-	123	127	138	-	127	131	143	-	130	135	147	-	133	137	150	-	136	141	154	-
	1530	MBh	43.2	44.8	49.1	-	42.2	43.7	47.9	-	41.2	42.7	46.8	-	40.2	41.7	45.6	-	38.2	39.6	43.4	-	35.4	36.7	40.2	-
		S/T	0.70	0.59	0.41	-	0.73	0.61	0.42	-	0.75	0.62	0.43	-	0.77	0.64	0.45	-	0.80	0.67	0.46	-	0.81	0.67	0.47	-
		ΔT	18	16	12	-	19	16	12	-	19	16	12	-	19	16	12	-	18	16	12	-	17	15	11	-
		kW	2.83	2.89	2.98	-	3.05	3.12	3.22	-	3.24	3.32	3.43	-	3.42	3.49	3.61	-	3.56	3.64	3.76	-	3.69	3.77	3.90	-
		Amps	10.0	10.3	10.6	-	10.9	11.1	11.5	-	11.9	12.2	12.6	-	12.7	13.0	13.5	-	13.6	13.9	14.4	-	14.4	14.8	15.3	-
		HI PR	223	240	243	-	252	271	275	-	287	308	313	-	327	351	356	-	367	395	401	-	411	442	449	-
		Lo PR	118	122	133	-	122	125	137	-	126	130	142	-	129	133	145	-	132	136	148	-	135	139	152	-
75	1970	MBh	49.0	50.5	54.6	58.7	47.9	49.3	53.4	57.3	46.8	48.1	52.1	55.9	45.6	**47.0**	50.8	54.6	43.3	44.6	48.3	51.8	40.1	41.3	44.7	48.0
		S/T	0.87	0.78	0.59	0.38	0.90	0.81	0.61	0.39	0.92	0.83	0.63	0.40	0.95	**0.85**	0.65	0.42	0.99	0.89	0.67	0.43	1.00	0.89	0.68	0.44
		ΔT	20	18	15	10	20	19	15	10	20	19	15	11	20	**19**	15	11	20	18	15	10	19	17	14	10
		kW	2.87	2.94	3.03	3.13	3.10	3.17	3.27	3.38	3.30	3.37	3.48	3.60	3.47	**3.55**	3.67	3.80	3.62	3.70	3.83	3.96	3.75	3.84	3.97	4.10
		Amps	10.2	10.5	10.8	11.2	11.1	11.4	11.7	12.2	12.1	12.4	12.8	13.3	13.0	**13.3**	13.7	14.3	13.8	14.2	14.7	15.3	14.7	15.1	15.6	16.2
		HI PR	228	245	248	254	257	277	280	287	292	315	319	326	333	**358**	363	371	375	403	409	418	420	451	458	468
		Lo PR	121	124	136	145	124	128	140	149	128	132	145	154	132	**136**	148	158	134	139	151	161	138	142	155	165
	1750	MBh	47.6	49.0	53.1	56.9	46.5	47.9	51.8	55.6	45.4	46.7	50.6	54.3	44.3	**45.6**	49.4	53.0	42.1	43.3	46.9	50.3	39.0	40.1	43.4	46.6
		S/T	0.83	0.74	0.56	0.36	0.86	0.77	0.58	0.37	0.88	0.79	0.60	0.38	0.91	**0.81**	0.62	0.40	0.94	0.84	0.64	0.41	0.95	0.85	0.64	0.41
		ΔT	21	19	16	11	21	19	16	11	21	19	16	11	21	**20**	16	11	21	19	16	11	20	18	15	10
		kW	2.85	2.91	3.01	3.10	3.07	3.14	3.24	3.35	3.27	3.34	3.45	3.57	3.44	**3.52**	3.64	3.76	3.59	3.67	3.80	3.93	3.72	3.80	3.93	4.07
		Amps	10.1	10.4	10.7	11.1	11.0	11.2	11.6	12.1	12.0	12.3	12.7	13.2	12.8	**13.2**	13.6	14.2	13.7	14.0	14.5	15.1	14.5	14.9	15.4	16.0
		HI PR	225	242	246	251	255	274	278	284	290	311	316	323	330	**355**	360	368	371	399	405	414	416	447	453	463
		Lo PR	119	123	134	143	123	127	138	147	127	131	143	152	130	**135**	147	156	133	137	150	160	136	141	154	163
	1530	MBh	43.9	45.2	49.0	52.6	42.9	44.2	47.8	51.3	41.9	43.1	46.7	50.1	40.9	**42.1**	45.6	48.9	38.8	40.0	43.3	46.4	36.0	37.0	40.1	43.0
		S/T	0.80	0.72	0.54	0.35	0.83	0.74	0.56	0.36	0.85	0.76	0.58	0.37	0.88	**0.79**	0.59	0.38	0.91	0.81	0.62	0.40	0.92	0.82	0.62	0.40
		ΔT	21	19	16	11	21	20	16	11	21	20	16	11	22	**20**	16	11	21	20	16	11	20	18	15	10
		kW	2.83	2.89	2.98	3.08	3.05	3.12	3.22	3.32	3.24	3.32	3.43	3.54	3.42	**3.49**	3.61	3.73	3.56	3.64	3.76	3.89	3.69	3.77	3.90	4.03
		Amps	10.0	10.3	10.6	11.0	10.9	11.1	11.5	12.0	11.9	12.2	12.6	13.1	12.7	**13.0**	13.5	14.0	13.6	13.9	14.4	15.0	14.4	14.8	15.3	15.9
		HI PR	223	240	243	249	252	271	275	281	287	308	313	320	327	**351**	356	364	367	395	401	409	411	442	449	459
		Lo PR	118	122	133	142	122	125	137	146	126	130	142	151	129	**133**	145	155	132	136	148	158	135	139	152	162

IDB = Entering Indoor Dry Bulb Temperature

High and low pressures are measured at the liquid and suction service valves.

Shaded area reflects ACCA (TVA) conditions

kW = Total system power

Amps = outdoor unit amps (comp.+fan)

Expanded Cooling Data – DSXC180481A* / CA*F4961*6**+TXV / MBVC2000**-1 High Stage (cont.)

			Outdoor Ambient Temperature																							
			65ºF				75ºF				85ºF				95ºF				105ºF				115ºF			
			Entering Indoor Wet Bulb Temperature																							
IDB	Airflow		59	63	67	71	59	63	67	71	59	63	67	71	59	63	67	71	59	63	67	71	59	63	67	71
80	1970	MBh	49.9	51.0	54.5	58.2	48.7	49.8	53.2	56.9	47.6	48.6	52.0	55.5	46.4	47.4	50.7	54.2	44.1	45.1	48.1	51.5	40.9	41.7	44.6	47.7
		S/T	0.95	0.89	0.73	0.54	1.00	0.93	0.75	0.56	1.00	0.95	0.77	0.58	1.00	1.00	0.80	0.60	1.00	1.00	0.83	0.62	1.00	1.00	0.84	0.63
		ΔT	22	21	19	15	23	22	19	15	22	22	19	15	22	22	19	15	21	21	19	15	19	19	17	14
		kW	2.87	2.94	3.03	3.13	3.10	3.17	3.27	3.38	3.30	3.37	3.48	3.60	3.47	3.55	3.67	3.80	3.62	3.70	3.83	3.96	3.75	3.84	3.97	4.10
		Amps	10.2	10.5	10.8	11.2	11.1	11.4	11.7	12.2	12.1	12.4	12.8	13.3	13.0	13.3	13.7	14.3	13.8	14.2	14.7	15.3	14.7	15.1	15.6	16.2
		HI PR	228	245	248	254	257	277	280	287	292	315	319	326	333	358	363	371	375	403	409	418	420	451	458	468
		Lo PR	121	124	136	145	124	128	140	149	128	132	145	154	132	136	148	158	134	139	151	161	138	142	155	165
	1750	MBh	48.5	49.5	52.9	56.5	47.3	48.4	51.7	55.2	46.2	47.2	50.4	53.9	45.1	46.1	**49.2**	52.6	42.8	43.8	46.7	50.0	39.7	40.5	43.3	46.3
		S/T	0.91	0.85	0.69	0.52	0.94	0.88	0.72	0.54	0.97	0.91	0.74	0.55	1.00	0.94	**0.76**	0.57	1.00	0.97	0.79	0.59	1.00	0.98	0.80	0.60
		ΔT	23	22	19	15	23	22	20	16	23	22	20	16	24	23	**20**	16	22	22	19	16	21	21	18	14
		kW	2.85	2.91	3.01	3.10	3.07	3.14	3.24	3.35	3.27	3.34	3.45	3.57	3.44	3.52	**3.64**	3.76	3.59	3.67	3.80	3.93	3.72	3.80	3.93	4.07
		Amps	10.1	10.4	10.7	11.1	11.0	11.2	11.6	12.1	12.0	12.3	12.7	13.2	12.8	13.2	**13.6**	14.2	13.7	14.0	14.5	15.1	14.5	14.9	15.4	16.0
		HI PR	225	242	246	251	255	274	278	284	290	311	316	323	330	355	**360**	368	371	399	405	414	416	447	453	463
		Lo PR	119	123	134	143	123	127	138	147	127	131	143	152	130	135	**147**	156	133	137	150	160	136	141	154	163
	1530	MBh	44.7	45.7	48.8	52.2	43.7	44.6	47.7	51.0	42.6	43.6	46.6	49.8	41.6	42.5	45.4	48.6	39.5	40.4	43.1	46.1	36.6	37.4	40.0	42.7
		S/T	0.88	0.82	0.67	0.50	0.91	0.85	0.69	0.52	0.93	0.87	0.71	0.53	0.96	0.90	0.73	0.55	1.00	0.94	0.76	0.57	1.01	0.94	0.77	0.57
		ΔT	24	23	20	16	24	23	20	16	24	23	20	16	24	23	20	16	24	23	20	16	22	21	18	15
		kW	2.83	2.89	2.98	3.08	3.05	3.12	3.22	3.32	3.24	3.32	3.43	3.54	3.42	3.49	3.61	3.73	3.56	3.64	3.76	3.89	3.69	3.77	3.90	4.03
		Amps	10.0	10.3	10.6	11.0	10.9	11.1	11.5	12.0	11.9	12.2	12.6	13.1	12.7	13.0	13.5	14.0	13.6	13.9	14.4	15.0	14.4	14.8	15.3	15.9
		HI PR	223	240	243	249	252	271	275	281	287	308	313	320	327	351	356	364	367	395	401	409	411	442	449	459
		Lo PR	118	122	133	142	122	125	137	146	126	130	142	151	129	133	145	155	132	136	148	158	135	139	152	162
85	1970	MBh	50.8	51.8	54.2	57.8	49.6	50.6	53.0	56.5	48.4	49.4	51.7	55.1	47.2	48.2	50.4	53.8	44.9	45.7	47.9	51.1	41.6	42.4	44.4	47.3
		S/T	1.00	0.97	0.87	0.71	1.00	1.00	0.90	0.73	1.00	1.00	0.93	0.75	1.00	1.00	0.96	0.78	1.00	1.00	0.99	0.80	1.00	1.00	1.00	0.81
		ΔT	24	23	22	19	23	24	22	19	23	23	22	19	22	22	22	19	21	21	22	19	19	20	21	18
		kW	2.87	2.94	3.03	3.13	3.10	3.17	3.27	3.38	3.30	3.37	3.48	3.60	3.47	3.55	3.67	3.80	3.62	3.70	3.83	3.96	3.75	3.84	3.97	4.10
		Amps	10.2	10.5	10.8	11.2	11.1	11.4	11.7	12.2	12.1	12.4	12.8	13.3	13.0	13.3	13.7	14.3	13.8	14.2	14.7	15.3	14.7	15.1	15.6	16.2
		HI PR	228	245	248	254	257	277	280	287	292	315	319	326	333	358	363	371	375	403	409	418	420	451	458	468
		Lo PR	121	124	136	145	124	128	140	149	128	132	145	154	132	136	148	158	134	139	151	161	138	142	155	165
	1750	MBh	49.3	50.3	52.6	56.2	48.2	49.1	51.4	54.8	47.0	47.9	50.2	53.5	45.9	46.7	49.0	52.2	43.6	44.4	46.5	49.6	40.4	41.1	43.1	46.0
		S/T	0.95	0.92	0.83	0.67	0.99	0.95	0.86	0.70	1.00	0.98	0.88	0.72	1.00	1.00	0.91	0.74	1.00	1.00	0.95	0.77	1.00	1.00	0.95	0.77
		ΔT	25	24	23	20	25	25	23	20	25	25	23	20	24	25	23	20	23	23	23	20	21	22	22	19
		kW	2.85	2.91	3.01	3.10	3.07	3.14	3.24	3.35	3.27	3.34	3.45	3.57	3.44	3.52	3.64	3.76	3.59	3.67	3.80	3.93	3.72	3.80	3.93	4.07
		Amps	10.1	10.4	10.7	11.1	11.0	11.2	11.6	12.1	12.0	12.3	12.7	13.2	12.8	13.2	13.6	14.2	13.7	14.0	14.5	15.1	14.5	14.9	15.4	16.0
		HI PR	225	242	246	251	255	274	278	284	290	311	316	323	330	355	360	368	371	399	405	414	416	447	453	463
		Lo PR	119	123	134	143	123	127	138	147	127	131	143	152	130	135	147	156	133	137	150	160	136	141	154	163
	1530	MBh	45.5	46.4	48.6	51.8	44.4	45.3	47.5	50.6	43.4	44.2	46.3	49.4	42.3	43.1	45.2	48.2	40.2	41.0	42.9	45.8	37.3	38.0	39.8	42.4
		S/T	0.92	0.89	0.80	0.65	0.95	0.92	0.83	0.67	0.98	0.94	0.85	0.69	1.00	0.97	0.88	0.71	1.00	1.00	0.91	0.74	1.00	1.00	0.92	0.75
		ΔT	25	25	23	20	25	25	24	20	25	25	24	21	25	25	24	21	24	25	24	20	22	23	22	19
		kW	2.83	2.89	2.98	3.08	3.05	3.12	3.22	3.32	3.24	3.32	3.43	3.54	3.42	3.49	3.61	3.73	3.56	3.64	3.76	3.89	3.69	3.77	3.90	4.03
		Amps	10.0	10.3	10.6	11.0	10.9	11.1	11.5	12.0	11.9	12.2	12.6	13.1	12.7	13.0	13.5	14.0	13.6	13.9	14.4	15.0	14.4	14.8	15.3	15.9
		HI PR	223	240	243	249	252	271	275	281	287	308	313	320	327	351	356	364	367	395	401	409	411	442	449	459
		Lo PR	118	122	133	142	122	125	137	146	126	130	142	151	129	133	145	155	132	136	148	158	135	139	152	162

IDB = Entering Indoor Dry Bulb Temperature

High and low pressures are measured at the liquid and suction service valves.

Shaded area reflects AHRI (TVA) conditions

kW = Total system power

Amps = outdoor unit amps (comp.+fan)

Expanded Cooling Data – DSXC180601A* / CA*F4961*6** +TXV / MBVC2000**-1 Low Stage

			Outdoor Ambient Temperature																							
			65ºF				75ºF				85ºF				95ºF				105ºF				115ºF			
			Entering Indoor Wet Bulb Temperature																							
IDB	Airflow		59	63	67	71	59	63	67	71	59	63	67	71	59	63	67	71	59	63	67	71	59	63	67	71
70	1520	MBh	42.4	43.9	48.1	-	41.4	42.9	47.0	-	40.4	41.9	45.9	-	39.4	40.8	44.7	-	37.4	38.8	42.5	-	34.7	35.9	39.4	-
		S/T	0.73	0.61	0.42	-	0.75	0.63	0.44	-	0.77	0.65	0.45	-	0.80	0.67	0.46	-	0.83	0.69	0.48	-	0.83	0.70	0.48	-
		ΔT	19	16	12	-	19	16	12	-	19	16	12	-	19	16	12	-	19	16	12	-	17	15	11	-
		kW	2.43	2.49	2.57	-	2.64	2.70	2.79	-	2.82	2.89	2.99	-	2.98	3.05	3.16	-	3.12	3.19	3.31	-	3.24	3.31	3.43	-
		Amps	9.4	9.6	10.0	-	10.2	10.4	10.8	-	11.1	11.4	11.8	-	11.9	12.2	12.6	-	14.0	14.3	14.8	-	14.8	15.1	15.7	-
		HI PR	226	243	247	-	248	267	271	-	291	313	317	-	331	356	361	-	372	400	406	-	430	463	469	-
		Lo PR	118	122	133	-	121	125	137	-	125	129	141	-	129	133	145	-	131	136	148	-	135	139	152	-
	1350	MBh	41.1	42.6	46.7	-	40.2	41.6	45.6	-	39.2	40.6	44.5	-	38.3	39.6	43.4	-	36.3	37.7	41.3	-	33.7	34.9	38.2	-
		S/T	0.69	0.58	0.40	-	0.72	0.60	0.42	-	0.74	0.62	0.43	-	0.76	0.64	0.44	-	0.79	0.66	0.46	-	0.80	0.66	0.46	-
		ΔT	19	17	13	-	20	17	13	-	20	17	13	-	20	17	13	-	20	17	13	-	18	16	12	-
		kW	2.41	2.47	2.55	-	2.61	2.68	2.77	-	2.80	2.86	2.96	-	2.95	3.03	3.13	-	3.09	3.16	3.28	-	3.21	3.28	3.40	-
		Amps	9.3	9.5	9.9	-	10.1	10.3	10.7	-	11.0	11.3	11.7	-	11.8	12.1	12.5	-	13.8	14.2	14.7	-	14.6	15.0	15.5	-
		HI PR	224	241	244	-	246	264	268	-	288	309	314	-	328	352	357	-	369	397	402	-	426	458	465	-
		Lo PR	117	120	131	-	120	124	135	-	124	128	140	-	128	132	144	-	130	134	146	-	133	137	150	-
	1180	MBh	38.0	39.3	43.1	-	37.1	38.4	42.1	-	36.2	37.5	41.1	-	35.3	36.6	40.1	-	33.5	34.8	38.1	-	31.1	32.2	35.3	-
		S/T	0.67	0.56	0.39	-	0.69	0.58	0.40	-	0.71	0.59	0.41	-	0.73	0.61	0.42	-	0.76	0.64	0.44	-	0.77	0.64	0.44	-
		ΔT	20	17	13	-	20	17	13	-	20	17	13	-	20	17	13	-	20	17	13	-	19	16	12	-
		kW	2.39	2.44	2.53	-	2.59	2.65	2.75	-	2.77	2.84	2.94	-	2.93	3.00	3.10	-	3.06	3.14	3.25	-	3.18	3.25	3.37	-
		Amps	9.2	9.4	9.8	-	10.0	10.2	10.6	-	10.9	11.2	11.6	-	11.7	12.0	12.4	-	13.7	14.0	14.5	-	14.5	14.8	15.4	-
		HI PR	222	238	242	-	243	262	265	-	285	306	311	-	325	349	354	-	365	393	398	-	422	454	460	-
		Lo PR	116	119	130	-	119	123	134	-	123	127	138	-	126	130	142	-	129	133	145	-	132	136	149	-
75	1520	MBh	43.1	44.3	48.0	51.5	42.1	43.3	46.9	50.3	41.1	42.3	45.8	49.1	40.1	**41.3**	44.7	47.9	38.1	39.2	42.4	45.5	35.3	36.3	39.3	42.2
		S/T	0.83	0.74	0.56	0.36	0.86	0.77	0.58	0.37	0.88	0.79	0.59	0.38	0.91	**0.81**	0.61	0.39	0.94	0.84	0.64	0.41	0.95	0.85	0.64	0.41
		ΔT	22	20	16	11	22	20	16	11	22	20	16	11	22	**20**	17	11	22	20	16	11	20	19	15	11
		kW	2.43	2.49	2.57	2.67	2.64	2.70	2.79	2.89	2.82	2.89	2.99	3.10	2.98	**3.05**	3.16	3.28	3.12	3.19	3.31	3.43	3.24	3.31	3.43	3.56
		Amps	9.4	9.6	10.0	10.3	10.2	10.4	10.8	11.2	11.1	11.4	11.8	12.2	11.9	**12.2**	12.6	13.1	14.0	14.3	14.8	15.4	14.8	15.1	15.7	16.3
		HI PR	226	243	247	252	248	267	271	277	291	313	317	324	331	**356**	361	369	372	400	406	415	430	463	469	480
		Lo PR	118	122	133	141	121	125	137	146	125	129	141	150	129	**133**	145	154	131	136	148	158	135	139	152	161
	1350	MBh	41.8	43.1	46.6	50.0	40.8	42.1	45.5	48.9	39.9	41.1	44.4	47.7	38.9	**40.1**	43.4	46.5	37.0	38.0	41.2	44.2	34.2	35.2	38.1	40.9
		S/T	0.79	0.70	0.53	0.34	0.82	0.73	0.55	0.36	0.84	0.75	0.57	0.36	0.86	**0.77**	0.59	0.38	0.90	0.80	0.61	0.39	0.90	0.81	0.61	0.39
		ΔT	22	21	17	12	23	21	17	12	23	21	17	12	23	**21**	17	12	23	21	17	12	21	19	16	11
		kW	2.41	2.47	2.55	2.64	2.61	2.68	2.77	2.87	2.80	2.86	2.96	3.07	2.95	**3.03**	3.13	3.25	3.09	3.16	3.28	3.40	3.21	3.28	3.40	3.53
		Amps	9.3	9.5	9.9	10.2	10.1	10.3	10.7	11.1	11.0	11.3	11.7	12.1	11.8	**12.1**	12.5	13.0	13.8	14.2	14.7	15.3	14.6	15.0	15.5	16.1
		HI PR	224	241	244	250	246	264	268	274	288	309	314	321	328	**352**	357	365	369	397	402	411	426	458	465	475
		Lo PR	117	120	131	140	120	124	135	144	124	128	140	149	128	**132**	144	153	130	134	146	156	133	137	150	160
	1180	MBh	38.6	39.7	43.0	46.2	37.7	38.8	42.0	45.1	36.8	37.9	41.0	44.0	35.9	**37.0**	40.0	42.9	34.1	35.1	38.0	40.8	31.6	32.5	35.2	37.8
		S/T	0.76	0.68	0.51	0.33	0.79	0.70	0.53	0.34	0.81	0.72	0.55	0.35	0.83	**0.75**	0.56	0.36	0.87	0.77	0.59	0.38	0.87	0.78	0.59	0.38
		ΔT	23	21	17	12	23	21	17	12	23	21	17	12	23	**21**	18	12	23	21	17	12	21	20	16	11
		kW	2.39	2.44	2.53	2.62	2.59	2.65	2.75	2.84	2.77	2.84	2.94	3.04	2.93	**3.00**	3.10	3.22	3.06	3.14	3.25	3.37	3.18	3.25	3.37	3.49
		Amps	9.2	9.4	9.8	10.1	10.0	10.2	10.6	11.0	10.9	11.2	11.6	12.0	11.7	**12.0**	12.4	12.9	13.7	14.0	14.5	15.1	14.5	14.8	15.4	16.0
		HI PR	222	238	242	247	243	262	265	271	285	306	311	318	325	**349**	354	362	365	393	398	407	422	454	460	470
		Lo PR	116	119	130	139	119	123	134	143	123	127	138	147	126	**130**	142	151	129	133	145	154	132	136	149	158

IDB = Entering Indoor Dry Bulb Temperature

High and low pressures are measured at the liquid and suction service valves.

Shaded area reflects ACCA (TVA) conditions

kW = Total system power

Amps = outdoor unit amps (comp.+fan)

Expanded Cooling Data – DSXC180601A* / CA*F4961*6** +TXV / MBVC2000**-1 Low Stage (cont.)

			Outdoor Ambient Temperature																							
			65ºF				75ºF				85ºF				95ºF				105ºF				115ºF			
			Entering Indoor Wet Bulb Temperature																							
IDB	Airflow		59	63	67	71	59	63	67	71	59	63	67	71	59	63	67	71	59	63	67	71	59	63	67	71
80	1520	MBh	43.8	44.8	47.9	51.2	42.8	43.8	46.7	50.0	41.8	42.7	45.6	48.8	40.8	41.7	44.5	47.6	38.7	39.6	42.3	45.2	35.9	36.7	39.2	41.9
		S/T	0.91	0.85	0.69	0.52	0.94	0.88	0.72	0.54	0.96	0.90	0.74	0.55	1.00	0.93	0.76	0.57	1.00	0.97	0.79	0.59	1.00	1.00	0.79	0.59
		ΔT	24	23	20	16	24	23	20	16	24	23	20	16	25	23	20	16	23	23	20	16	22	22	19	15
		kW	2.43	2.49	2.57	2.67	2.64	2.70	2.79	2.89	2.82	2.89	2.99	3.10	2.98	3.05	3.16	3.28	3.12	3.19	3.31	3.43	3.24	3.31	3.43	3.56
		Amps	9.4	9.6	10.0	10.3	10.2	10.4	10.8	11.2	11.1	11.4	11.8	12.2	11.9	12.2	12.6	13.1	14.0	14.3	14.8	15.4	14.8	15.1	15.7	16.3
		HI PR	226	243	247	252	248	267	271	277	291	313	317	324	331	356	361	369	372	400	406	415	430	463	469	480
		Lo PR	118	122	133	141	121	125	137	146	125	129	141	150	129	133	145	154	131	136	148	158	135	139	152	161
	1350	MBh	42.6	43.5	46.5	49.7	41.6	42.5	45.4	48.5	40.6	41.5	44.3	47.4	39.6	40.5	**43.2**	46.2	37.6	38.4	41.1	43.9	34.8	35.6	38.0	40.7
		S/T	0.86	0.81	0.66	0.49	0.90	0.84	0.68	0.51	0.92	0.86	0.70	0.52	0.95	0.89	**0.72**	0.54	0.98	0.92	0.75	0.56	0.99	0.93	0.76	0.57
		ΔT	25	24	21	17	25	24	21	17	25	24	21	17	26	24	**21**	17	25	24	21	17	24	23	20	16
		kW	2.41	2.47	2.55	2.64	2.61	2.68	2.77	2.87	2.80	2.86	2.96	3.07	2.95	3.03	**3.13**	3.25	3.09	3.16	3.28	3.40	3.21	3.28	3.40	3.53
		Amps	9.3	9.5	9.9	10.2	10.1	10.3	10.7	11.1	11.0	11.3	11.7	12.1	11.8	12.1	**12.5**	13.0	13.8	14.2	14.7	15.3	14.6	15.0	15.5	16.1
		HI PR	224	241	244	250	246	264	268	274	288	309	314	321	328	352	**357**	365	369	397	402	411	426	458	465	475
		Lo PR	117	120	131	140	120	124	135	144	124	128	140	149	128	132	**144**	153	130	134	146	156	133	137	150	160
	1180	MBh	39.3	40.1	42.9	45.8	38.4	39.2	41.9	44.8	37.5	38.3	40.9	43.7	36.5	37.3	39.9	42.6	34.7	35.5	37.9	40.5	32.2	32.9	35.1	37.5
		S/T	0.83	0.78	0.64	0.48	0.86	0.81	0.66	0.49	0.89	0.83	0.68	0.51	0.91	0.86	0.70	0.52	0.95	0.89	0.72	0.54	0.96	0.90	0.73	0.55
		ΔT	26	24	21	17	26	25	22	17	26	25	22	17	26	25	22	17	26	25	21	17	24	23	20	16
		kW	2.39	2.44	2.53	2.62	2.59	2.65	2.75	2.84	2.77	2.84	2.94	3.04	2.93	3.00	3.10	3.22	3.06	3.14	3.25	3.37	3.18	3.25	3.37	3.49
		Amps	9.2	9.4	9.8	10.1	10.0	10.2	10.6	11.0	10.9	11.2	11.6	12.0	11.7	12.0	12.4	12.9	13.7	14.0	14.5	15.1	14.5	14.8	15.4	16.0
		HI PR	222	238	242	247	243	262	265	271	285	306	311	318	325	349	354	362	365	393	398	407	422	454	460	470
		Lo PR	116	119	130	139	119	123	134	143	123	127	138	147	126	130	142	151	129	133	145	154	132	136	149	158
85	1520	MBh	44.6	45.5	47.6	50.8	43.6	44.4	46.5	49.6	42.5	43.4	45.4	48.4	41.5	42.3	44.3	47.3	39.4	40.2	42.1	44.9	36.5	37.2	39.0	41.6
		S/T	0.95	0.92	0.83	0.67	0.98	0.95	0.86	0.70	1.00	0.97	0.88	0.71	1.00	1.00	0.91	0.74	1.00	1.00	0.94	0.76	1.00	1.00	0.95	0.77
		ΔT	26	25	24	21	26	26	24	21	26	26	24	21	25	26	24	21	24	24	24	21	22	23	22	19
		kW	2.43	2.49	2.57	2.67	2.64	2.70	2.79	2.89	2.82	2.89	2.99	3.10	2.98	3.05	3.16	3.28	3.12	3.19	3.31	3.43	3.24	3.31	3.43	3.56
		Amps	9.4	9.6	10.0	10.3	10.2	10.4	10.8	11.2	11.1	11.4	11.8	12.2	11.9	12.2	12.6	13.1	14.0	14.3	14.8	15.4	14.8	15.1	15.7	16.3
		HI PR	226	243	247	252	248	267	271	277	291	313	317	324	331	356	361	369	372	400	406	415	430	463	469	480
		Lo PR	118	122	133	141	121	125	137	146	125	129	141	150	129	133	145	154	131	136	148	158	135	139	152	161
	1350	MBh	43.3	44.1	46.2	49.3	42.3	43.1	45.2	48.2	41.3	42.1	44.1	47.0	40.3	41.1	43.0	45.9	38.3	39.0	40.9	43.6	35.4	36.1	37.8	40.4
		S/T	0.91	0.87	0.79	0.64	0.94	0.91	0.82	0.66	0.96	0.93	0.84	0.68	0.99	0.96	0.87	0.70	1.00	1.00	0.90	0.73	1.00	1.00	0.91	0.73
		ΔT	27	26	25	22	27	27	25	22	27	27	25	22	27	27	25	22	26	26	25	22	24	25	23	20
		kW	2.41	2.47	2.55	2.64	2.61	2.68	2.77	2.87	2.80	2.86	2.96	3.07	2.95	3.03	3.13	3.25	3.09	3.16	3.28	3.40	3.21	3.28	3.40	3.53
		Amps	9.3	9.5	9.9	10.2	10.1	10.3	10.7	11.1	11.0	11.3	11.7	12.1	11.8	12.1	12.5	13.0	13.8	14.2	14.7	15.3	14.6	15.0	15.5	16.1
		HI PR	224	241	244	250	246	264	268	274	288	309	314	321	328	352	357	365	369	397	402	411	426	458	465	475
		Lo PR	117	120	131	140	120	124	135	144	124	128	140	149	128	132	144	153	130	134	146	156	133	137	150	160
	1180	MBh	40.0	40.7	42.7	45.5	39.0	39.8	41.7	44.5	38.1	38.8	40.7	43.4	37.2	37.9	39.7	42.3	35.3	36.0	37.7	40.2	32.7	33.4	34.9	37.3
		S/T	0.87	0.84	0.76	0.62	0.91	0.87	0.79	0.64	0.93	0.90	0.81	0.66	0.96	0.92	0.83	0.68	0.99	0.96	0.87	0.70	1.00	0.97	0.87	0.71
		ΔT	27.2	27	25	22	28	27	26	22	28	27	26	22	28	27	26	22	27	27	25	22	25	25	24	21
		kW	2.39	2.44	2.53	2.62	2.59	2.65	2.75	2.84	2.77	2.84	2.94	3.04	2.93	3.00	3.10	3.22	3.06	3.14	3.25	3.37	3.18	3.25	3.37	3.49
		Amps	9.2	9.4	9.8	10.1	10.0	10.2	10.6	11.0	10.9	11.2	11.6	12.0	11.7	12.0	12.4	12.9	13.7	14.0	14.5	15.1	14.5	14.8	15.4	16.0
		HI PR	222	238	242	247	243	262	265	271	285	306	311	318	325	349	354	362	365	393	398	407	422	454	460	470
		Lo PR	116	119	130	139	119	123	134	143	123	127	138	147	126	130	142	151	129	133	145	154	132	136	149	158

IDB = Entering Indoor Dry Bulb Temperature

High and low pressures are measured at the liquid and suction service valves.

Shaded area reflects AHRI (TVA) conditions

kW = Total system power

Amps = outdoor unit amps (comp.+fan)

Expanded Cooling Data – DSXC180601A*/CA*F4961*6**+TXV/MBVC2000**-1 High Stage

			Outdoor Ambient Temperature																							
			65ºF				75ºF				85ºF				95ºF				105ºF				115ºF			
			Entering Indoor Wet Bulb Temperature																							
IDB	Airflow		59	63	67	71	59	63	67	71	59	63	67	71	59	63	67	71	59	63	67	71	59	63	67	71
70	2250	MBh	58.5	60.6	66.4	-	57.1	59.2	64.9	-	55.8	57.8	63.3	-	54.4	56.4	61.8	-	51.7	53.6	58.7	-	47.9	49.6	54.4	-
		S/T	0.73	0.61	0.42	-	0.76	0.63	0.44	-	0.78	0.65	0.45	-	0.80	0.67	0.47	-	0.83	0.70	0.48	-	0.84	0.70	0.49	-
		ΔT	18	15	12	-	18	15	12	-	18	15	12	-	18	15	12	-	18	15	12	-	16	14	11	-
		kW	3.87	3.96	4.09	-	4.18	4.27	4.41	-	4.45	4.55	4.70	-	4.69	4.80	4.96	-	4.89	5.00	5.17	-	5.07	5.18	5.36	-
		Amps	13.8	14.2	14.7	-	15.0	15.4	15.9	-	16.4	16.8	17.4	-	17.6	18.0	18.7	-	20.6	21.2	21.9	-	21.8	22.4	23.2	-
		HI PR	241	259	263	-	265	285	289	-	310	333	338	-	353	380	385	-	397	427	433	-	459	493	500	-
		Lo PR	115	119	130	-	118	122	133	-	123	126	138	-	126	130	142	-	128	132	144	-	131	136	148	-
	2000	MBh	56.8	58.9	64.5	-	55.5	57.5	63.0	-	54.2	56.1	61.5	-	52.8	54.8	60.0	-	50.2	52.0	57.0	-	46.5	48.2	52.8	-
		S/T	0.70	0.58	0.40	-	0.72	0.60	0.42	-	0.74	0.62	0.43	-	0.77	0.64	0.44	-	0.80	0.66	0.46	-	0.80	0.67	0.46	-
		ΔT	18	16	12	-	18	16	12	-	18	16	12	-	19	16	12	-	18	16	12	-	17	15	11	-
		kW	3.84	3.93	4.05	-	4.15	4.24	4.38	-	4.41	4.51	4.66	-	4.65	4.75	4.91	-	4.85	4.96	5.13	-	5.02	5.14	5.31	-
		Amps	13.7	14.0	14.5	-	14.9	15.2	15.8	-	16.2	16.6	17.2	-	17.4	17.8	18.5	-	20.4	21.0	21.7	-	21.6	22.2	23.0	-
		HI PR	239	257	260	-	262	282	286	-	307	330	335	-	349	376	381	-	393	423	429	-	454	488	495	-
		Lo PR	114	118	128	-	117	121	132	-	121	125	137	-	125	128	140	-	127	131	143	-	130	134	147	-
	1750	MBh	52.4	54.3	59.5	-	51.2	53.1	58.1	-	50.0	51.8	56.8	-	48.8	50.5	55.4	-	46.3	48.0	52.6	-	42.9	44.5	48.7	-
		S/T	0.67	0.56	0.39	-	0.70	0.58	0.40	-	0.72	0.60	0.41	-	0.74	0.62	0.43	-	0.77	0.64	0.44	-	0.77	0.65	0.45	-
		ΔT	19	16	12	-	19	16	12	-	19	16	12	-	19	16	12	-	19	16	12	-	17	15	11	-
		kW	3.81	3.89	4.02	-	4.11	4.20	4.34	-	4.38	4.47	4.62	-	4.61	4.71	4.87	-	4.81	4.92	5.08	-	4.98	5.09	5.27	-
		Amps	13.5	13.9	14.4	-	14.7	15.1	15.6	-	16.1	16.5	17.1	-	17.2	17.7	18.3	-	20.2	20.8	21.5	-	21.4	22.0	22.7	-
		HI PR	236	254	258	-	259	279	283	-	304	327	331	-	346	372	377	-	389	419	424	-	450	484	490	-
		Lo PR	113	116	127	-	116	120	131	-	120	124	135	-	123	127	139	-	126	130	142	-	129	133	145	-
75	2250	MBh	59.5	61.3	66.3	71.2	58.1	59.8	64.8	69.5	56.7	58.4	63.2	67.8	55.3	**57.0**	61.7	66.2	52.6	54.1	58.6	62.9	48.7	50.1	54.3	58.3
		S/T	0.83	0.75	0.56	0.36	0.86	0.77	0.58	0.38	0.89	0.79	0.60	0.39	0.91	**0.82**	0.62	0.40	0.95	0.85	0.64	0.41	0.96	0.86	0.65	0.42
		ΔT	20	19	15	11	20	19	15	11	21	19	15	11	21	**19**	16	11	20	19	15	11	19	18	14	10
		kW	3.87	3.96	4.09	4.22	4.18	4.27	4.41	4.56	4.45	4.55	4.70	4.86	4.69	**4.80**	4.96	5.13	4.89	5.00	5.17	5.35	5.07	5.18	5.36	5.55
		Amps	13.8	14.2	14.7	15.2	15.0	15.4	15.9	16.6	16.4	16.8	17.4	18.1	17.6	**18.0**	18.7	19.4	20.6	21.2	21.9	22.8	21.8	22.4	23.2	24.1
		HI PR	241	259	263	269	265	285	289	295	310	333	338	345	353	**380**	385	393	397	427	433	443	459	493	500	511
		Lo PR	115	119	130	138	118	122	133	142	123	126	138	147	126	**130**	142	151	128	132	144	154	131	136	148	158
	2000	MBh	57.8	59.5	64.4	69.1	56.4	58.1	62.9	67.5	55.1	56.7	61.4	65.9	53.7	**55.3**	59.9	64.3	51.0	52.6	56.9	61.1	47.3	48.7	52.7	56.6
		S/T	0.79	0.71	0.54	0.35	0.82	0.74	0.56	0.36	0.84	0.76	0.57	0.37	0.87	**0.78**	0.59	0.38	0.90	0.81	0.61	0.39	0.91	0.82	0.62	0.40
		ΔT	21	19	16	11	21	20	16	11	21	20	16	11	22	**20**	16	11	21	20	16	11	20	18	15	10
		kW	3.84	3.93	4.05	4.19	4.15	4.24	4.38	4.52	4.41	4.51	4.66	4.82	4.65	**4.75**	4.91	5.08	4.85	4.96	5.13	5.31	5.02	5.14	5.31	5.50
		Amps	13.7	14.0	14.5	15.1	14.9	15.2	15.8	16.4	16.2	16.6	17.2	17.9	17.4	**17.8**	18.5	19.2	20.4	21.0	21.7	22.6	21.6	22.2	23.0	23.9
		HI PR	239	257	260	266	262	282	286	292	307	330	335	342	349	**376**	381	389	393	423	429	438	454	488	495	506
		Lo PR	114	118	128	137	117	121	132	141	121	125	137	145	125	**128**	140	149	127	131	143	152	130	134	147	156
	1750	MBh	53.3	54.9	59.4	63.8	52.1	53.6	58.0	62.3	50.8	52.3	56.7	60.8	49.6	**51.1**	55.3	59.3	47.1	48.5	52.5	56.4	43.6	44.9	48.6	52.2
		S/T	0.77	0.69	0.52	0.33	0.79	0.71	0.54	0.35	0.81	0.73	0.55	0.35	0.84	**0.75**	0.57	0.37	0.87	0.78	0.59	0.38	0.88	0.79	0.60	0.38
		ΔT	21	20	16	11	22	20	16	11	22	20	16	11	22	**20**	17	11	22	20	16	11	20	19	15	11
		kW	3.81	3.89	4.02	4.15	4.11	4.20	4.34	4.49	4.38	4.47	4.62	4.78	4.61	**4.71**	4.87	5.04	4.81	4.92	5.08	5.26	4.98	5.09	5.27	5.45
		Amps	13.5	13.9	14.4	14.9	14.7	15.1	15.6	16.2	16.1	16.5	17.1	17.7	17.2	**17.7**	18.3	19.0	20.2	20.8	21.5	22.3	21.4	22.0	22.7	23.6
		HI PR	236	254	258	263	259	279	283	289	304	327	331	339	346	**372**	377	386	389	419	424	434	450	484	490	501
		Lo PR	113	116	127	135	116	120	131	139	120	124	135	144	123	**127**	139	148	126	130	142	151	129	133	145	155

IDB = Entering Indoor Dry Bulb Temperature

High and low pressures are measured at the liquid and suction service valves.

Shaded area reflects ACCA (TVA) conditions

kW = Total system power

Amps = outdoor unit amps (comp.+fan)

Expanded Cooling Data – DSXC180601A* / CA*F4961*6** +TXV / MBVC2000**-1 High Stage (cont.)

			Outdoor Ambient Temperature																							
			65ºF				75ºF				85ºF				95ºF				105ºF				115ºF			
			Entering Indoor Wet Bulb Temperature																							
IDB	Airflow		59	63	67	71	59	63	67	71	59	63	67	71	59	63	67	71	59	63	67	71	59	63	67	71
80	2250	MBh	60.6	61.9	66.1	70.7	59.1	60.4	64.6	69.0	57.7	59.0	63.0	67.4	56.3	57.6	61.5	65.7	53.5	54.7	58.4	62.4	49.6	50.6	54.1	57.8
		S/T	0.91	0.86	0.70	0.52	0.95	0.89	0.72	0.54	1.00	0.91	0.74	0.55	1.00	0.94	0.77	0.57	1.00	1.00	0.79	0.59	1.00	1.00	0.80	0.60
		ΔT	23	22	19	15	23	22	19	15	24	22	19	15	23	22	19	15	22	22	19	15	20	21	18	14
		kW	3.87	3.96	4.09	4.22	4.18	4.27	4.41	4.56	4.45	4.55	4.70	4.86	4.69	4.80	4.96	5.13	4.89	5.00	5.17	5.35	5.07	5.18	5.36	5.55
		Amps	13.8	14.2	14.7	15.2	15.0	15.4	15.9	16.6	16.4	16.8	17.4	18.1	17.6	18.0	18.7	19.4	20.6	21.2	21.9	22.8	21.8	22.4	23.2	24.1
		HI PR	241	259	263	269	265	285	289	295	310	333	338	345	353	380	385	393	397	427	433	443	459	493	500	511
		Lo PR	115	119	130	138	118	122	133	142	123	126	138	147	126	130	142	151	128	132	144	154	131	136	148	158
	2000	MBh	58.8	60.1	64.2	68.6	57.4	58.7	62.7	67.0	56.1	57.3	61.2	65.4	54.7	55.9	**59.7**	63.8	52.0	53.1	56.7	60.6	48.1	49.2	52.5	56.2
		S/T	0.87	0.82	0.67	0.50	0.90	0.85	0.69	0.52	0.93	0.87	0.71	0.53	0.96	0.90	**0.73**	0.55	0.99	0.93	0.76	0.57	1.00	0.94	0.76	0.57
		ΔT	24	23	20	16	24	23	20	16	24	23	20	16	24	23	**20**	16	24	23	20	16	22	21	18	15
		kW	3.84	3.93	4.05	4.19	4.15	4.24	4.38	4.52	4.41	4.51	4.66	4.82	4.65	4.75	**4.91**	5.08	4.85	4.96	5.13	5.31	5.02	5.14	5.31	5.50
		Amps	13.7	14.0	14.5	15.1	14.9	15.2	15.8	16.4	16.2	16.6	17.2	17.9	17.4	17.8	**18.5**	19.2	20.4	21.0	21.7	22.6	21.6	22.2	23.0	23.9
		HI PR	239	257	260	266	262	282	286	292	307	330	335	342	349	376	**381**	389	393	423	429	438	454	488	495	506
		Lo PR	114	118	128	137	117	121	132	141	121	125	137	145	125	128	**140**	149	127	131	143	152	130	134	147	156
	1750	MBh	54.3	55.4	59.2	63.3	53.0	54.2	57.9	61.9	51.7	52.9	56.5	60.4	50.5	51.6	55.1	58.9	48.0	49.0	52.3	56.0	44.4	45.4	48.5	51.8
		S/T	0.84	0.79	0.64	0.48	0.87	0.82	0.66	0.50	0.89	0.84	0.68	0.51	0.92	0.86	0.70	0.53	0.96	0.90	0.73	0.55	0.96	0.90	0.74	0.55
		ΔT	24	23	20	16	24	23	20	16	24	23	20	16	24	23	20	16	24	23	20	16	23	22	19	15
		kW	3.81	3.89	4.02	4.15	4.11	4.20	4.34	4.49	4.38	4.47	4.62	4.78	4.61	4.71	4.87	5.04	4.81	4.92	5.08	5.26	4.98	5.09	5.27	5.45
		Amps	13.5	13.9	14.4	14.9	14.7	15.1	15.6	16.2	16.1	16.5	17.1	17.7	17.2	17.7	18.3	19.0	20.2	20.8	21.5	22.3	21.4	22.0	22.7	23.6
		HI PR	236	254	258	263	259	279	283	289	304	327	331	339	346	372	377	386	389	419	424	434	450	484	490	501
		Lo PR	113	116	127	135	116	120	131	139	120	124	135	144	123	127	139	148	126	130	142	151	129	133	145	155
85	2250	MBh	61.6	62.8	65.8	70.2	60.2	61.3	64.2	68.5	58.7	59.9	62.7	66.9	57.3	58.4	61.2	65.3	54.4	55.5	58.1	62.0	50.4	51.4	53.8	57.4
		S/T	0.96	0.92	0.83	0.68	0.99	0.96	0.86	0.70	1.00	0.98	0.89	0.72	1.00	1.00	0.91	0.74	1.00	1.00	0.95	0.77	1.00	1.00	0.96	0.78
		ΔT	24	24	22	19	24	24	23	20	24	24	23	20	23	24	23	20	22	23	23	20	21	21	21	18
		kW	3.87	3.96	4.09	4.22	4.18	4.27	4.41	4.56	4.45	4.55	4.70	4.86	4.69	4.80	4.96	5.13	4.89	5.00	5.17	5.35	5.07	5.18	5.36	5.55
		Amps	13.8	14.2	14.7	15.2	15.0	15.4	15.9	16.6	16.4	16.8	17.4	18.1	17.6	18.0	18.7	19.4	20.6	21.2	21.9	22.8	21.8	22.4	23.2	24.1
		HI PR	241	259	263	269	265	285	289	295	310	333	338	345	353	380	385	393	397	427	433	443	459	493	500	511
		Lo PR	115	119	130	138	118	122	133	142	123	126	138	147	126	130	142	151	128	132	144	154	131	136	148	158
	2000	MBh	59.8	61.0	63.9	68.1	58.4	59.6	62.4	66.5	57.0	58.1	60.9	65.0	55.6	56.7	59.4	63.4	52.9	53.9	56.4	60.2	49.0	49.9	52.3	55.8
		S/T	0.91	0.88	0.80	0.65	0.95	0.91	0.82	0.67	0.97	0.94	0.85	0.69	1.00	0.97	0.87	0.71	1.00	1.00	0.91	0.73	1.00	1.00	0.91	0.74
		ΔT	25	25	23	20	25	25	24	20	25	25	24	20	26	25	24	21	24	25	23	20	23	23	22	19
		kW	3.84	3.93	4.05	4.19	4.15	4.24	4.38	4.52	4.41	4.51	4.66	4.82	4.65	4.75	4.91	5.08	4.85	4.96	5.13	5.31	5.02	5.14	5.31	5.50
		Amps	13.7	14.0	14.5	15.1	14.9	15.2	15.8	16.4	16.2	16.6	17.2	17.9	17.4	17.8	18.5	19.2	20.4	21.0	21.7	22.6	21.6	22.2	23.0	23.9
		HI PR	239	257	260	266	262	282	286	292	307	330	335	342	349	376	381	389	393	423	429	438	454	488	495	506
		Lo PR	114	118	128	137	117	121	132	141	121	125	137	145	125	128	140	149	127	131	143	152	130	134	147	156
	1750	MBh	55.2	56.3	58.9	62.9	53.9	55.0	57.6	61.4	52.6	53.7	56.2	60.0	51.4	52.4	54.8	58.5	48.8	49.7	52.1	55.6	45.2	46.1	48.2	51.5
		S/T	0.88	0.85	0.77	0.62	0.91	0.88	0.79	0.64	0.94	0.90	0.82	0.66	0.97	0.93	0.84	0.68	1.00	0.97	0.87	0.71	1.00	0.98	0.88	0.71
		ΔT	26	25	24	21	26	25	24	21	26	25	24	21	26	26	24	21	26	25	24	21	24	24	22	19
		kW	3.81	3.89	4.02	4.15	4.11	4.20	4.34	4.49	4.38	4.47	4.62	4.78	4.61	4.71	4.87	5.04	4.81	4.92	5.08	5.26	4.98	5.09	5.27	5.45
		Amps	13.5	13.9	14.4	14.9	14.7	15.1	15.6	16.2	16.1	16.5	17.1	17.7	17.2	17.7	18.3	19.0	20.2	20.8	21.5	22.3	21.4	22.0	22.7	23.6
		HI PR	236	254	258	263	259	279	283	289	304	327	331	339	346	372	377	386	389	419	424	434	450	484	490	501
		Lo PR	113	116	127	135	116	120	131	139	120	124	135	144	123	127	139	148	126	130	142	151	129	133	145	155

IDB = Entering Indoor Dry Bulb Temperature

Shaded area reflects AHRI (TVA) conditions

kW = Total system power

High and low pressures are measured at the liquid and suction service valves.

Amps = outdoor unit amps (comp.+fan)

Outdoor Unit	Indoor Units		Cooling Ratings				CFM	AHRI #
	Coils/Air Handlers	Furnaces	Total[1]	Sens.[1]	SEER[2]	EER[3]		
DSXC18 0361A*	AVPTC37C14A*		34,000	25,800	16.0	12.5	1,250	8996174
	AVPTC42D14A*		35,000	26,600	17.0	13.0	1,280	5924367
	AVPTC48C14A*		34,000	25,800	16.0	12.5	1,100	7079242
	AVPTC48D14A*		36,000	27,400	17.5	13.0	1,200	5924368
	AVPTC49D14A*		36,000	27,400	17.5	13.0	1,320	8996175
	CA*F3137*6A*+TXV	G*VC960803BNA*	34,000	25,800	16.0	12.5	1,200	8330168
	CA*F3743*6D*+EEP+TXV		35,000	26,600	15.0	12.5	1,250	5357210
	CA*F3743*6D*+MBVC1600**-1A*+TXV		35,000	26,600	18.0	13.0	1,200	4415028
	CA*F3743*6D*+MBVC2000**-1A*+TXV		35,000	26,600	18.0	13.0	1,200	4415029
	CA*F3743*6D*+TXV	G*VC80603B*B*	35,000	28,400	17.0	13.0	1200	9923088
	CA*F3743*6D*+TXV	G*VC80803B*B*	35,000	28,400	17.0	13.0	1150	9923093
	CA*F3743*6D*+TXV	G*VC80804C*B*	35,000	28,400	17.0	13.0	1250	9923098
	CA*F3743*6D*+TXV	G*VC80805D*B*	35,000	28,400	17.0	13.0	1200	9923103
	CA*F3743*6D*+TXV	ADVC80805C*B*	35,000	26,600	17.0	13.0	1,190	5039119
	CA*F3743*6D*+TXV	G*VC960603BNA*	33,600	25,600	16.0	13.0	1,075	7356527
	CA*F3743*6D*+TXV	A*VC960403BNA*	33,600	25,600	16.0	13.0	1,075	7356607
	CA*F3743*6D*+TXV	G*VC81005C*B*	35,000	26,600	17.0	13.0	1,210	6497758
	CA*F3743*6D*+TXV	G*VC80805C*B*	35,000	26,600	17.0	13.0	1,190	5038938
	CA*F3743*6D*+TXV	A*VC960804CNA*	34,400	26,200	17.0	13.0	1,190	7356706
	CA*F3743*6D*+TXV	G*VC960804CNA*	34,400	26,200	17.0	13.0	1,190	7356692
	CA*F3743*6D*+TXV	A*VM971005CNA*	34,400	26,200	17.0	13.0	1,175	7356714
	CA*F3743*6D*+TXV	G*VC961005CNA*	34,400	26,200	17.0	13.0	1,175	7356693
	CA*F3743*6D*+TXV	G*VC961205DNA*	34,600	26,200	17.0	13.0	1,150	7356694
	CA*F3743*6D*+TXV	A*EC960803BNA*	34,000	25,800	16.0	12.5	1,150	7366161
	CA*F3743*6D*+TXV	G*VC960403BNA*	33,600	25,600	16.0	13.0	1,075	7356522
	CA*F3743*6D*+TXV	A*VC960603BNA*	33,600	25,600	16.0	13.0	1,075	7356612
	CA*F3743*6D*+TXV	A*VC81005C*B*	35,000	26,600	17.0	13.0	1,210	6497749
	CA*F3743*6D*+TXV	A*VM970804CNA*	34,400	26,200	17.0	13.0	1,190	7356713
	CA*F3743*6D*+TXV	G*EC960603BNA*	34,000	25,800	16.0	13.0	1,150	7366136
	CA*F3743*6D*+TXV	A*VM971205DNA*	34,600	26,200	17.0	13.0	1,150	7356715
	CA*F3743*6D*+TXV	A*VM970603BNA*	33,600	25,600	16.0	13.0	1,075	7356652
	CA*F3743*6D*+TXV	A*VM970803BNA*	33,600	25,600	16.0	13.0	1,100	7356657
	CA*F3743*6D*+TXV	A*EC960603BNA*	34,000	25,800	16.0	13.0	1,150	7366157
	CA*F3743*6D*+TXV	ADVC81005C*B*	35,000	26,600	17.0	13.0	1,230	6497757
	CA*F3743*6D*+TXV	G*VC960803BNA*	33,600	25,600	16.0	13.0	1,100	7356532
	CA*F3743*6D*+TXV	G*VM970803BNA*	33,600	25,600	16.0	13.0	1,100	7356572
	CA*F3743*6D*+TXV	G*VC80604B*B*	35,000	26,600	17.0	13.0	1,220	5038845
	CA*F3743*6D*+TXV	G*VM970603BNA*	33,600	25,600	16.0	13.0	1,075	7356567
	CA*F3743*6D*+TXV	A*EC961004CNA*	34,000	25,800	17.0	13.0	1,150	7366165
	CA*F3743*6D*+TXV	A*VC961005CNA*	34,400	26,200	17.0	13.0	1,175	7356707
	CA*F3743*6D*+TXV	G*EC960803BNA*	34,000	25,800	16.0	12.5	1,150	7366140
	CA*F3743*6D*+TXV	A*VC961205DNA*	34,600	26,200	17.0	13.0	1,150	7356708
	CA*F3743*6D*+TXV	G*VM971005CNA*	34,400	26,200	17.0	13.0	1,175	7356700
	CA*F3743*6D*+TXV	G*VM971205DNA*	34,600	26,200	17.0	13.0	1,150	7356701
	CA*F3743*6D*+TXV	G*EC961004CNA*	34,000	25,800	17.0	13.0	1,150	7366144
	CA*F3743*6D*+TXV	A*VC960803BNA*	33,600	25,600	16.0	13.0	1,100	7356617
	CA*F3743*6D*+TXV	G*VM970804CNA*	34,400	26,200	17.0	13.0	1,190	7356699
	CA*F3743*6D*+TXV	A*VC80805C*B*	35,000	26,600	17.0	13.0	1,190	5038941
	CA*F3743*6D*+TXV	A*VC80604B*B*	35,000	26,600	17.0	13.0	1,220	5038969
	CA*F4860*6D*+MBVC2000**-1A*+TXV		36,000	27,400	19.0	13.5	1,250	6497759
	CA*F4961*6D*+EEP+TXV		36,000	27,400	15.0	12.5	1,250	5357211
	CA*F4961*6D*+MBVC1600**-1A*+TXV		36,000	27,400	17.5	13.0	1,200	4431665
	CA*F4961*6D*+TXV	G*VC80603B*B*	36,000	29,200	18.0	13.0	1200	9923089

See Notes on Page 22.

Outdoor Unit	Indoor Units		Cooling Ratings				CFM	AHRI #
	Coils/Air Handlers	Furnaces	Total[1]	Sens.[1]	SEER[2]	EER[3]		
DSXC18 0361A* (cont.)	CA*F4961*6D*+TXV	G*VC80803B*B*	36,000	29,200	18.0	13.0	1150	9923094
	CA*F4961*6D*+TXV	G*VC80804C*B*	36,000	29,200	17.5	13.2	1200	9923099
	CA*F4961*6D*+TXV	G*VC80805D*B*	36,000	29,200	18.0	13.7	1200	9923104
	CA*F4961*6D*+TXV	G*VC80604B*B*	36,000	27,400	17.5	13.2	1,220	5039228
	CA*F4961*6D*+TXV	A*VM971005CNA*	34,600	26,200	17.5	13.0	1,175	7356667
	CA*F4961*6D*+TXV	A*VC960804CNA*	34,600	26,200	17.5	13.0	1,190	7356622
	CA*F4961*6D*+TXV	A*VC80805C*B*	36,000	27,400	18.0	13.7	1,190	5038942
	CA*F4961*6D*+TXV	G*VC81005C*B*	36,000	27,400	18.0	13.7	1,210	6497775
	CA*F4961*6D*+TXV	A*VC961205DNA*	34,800	26,400	17.5	13.0	1,150	7356709
	CA*F4961*6D*+TXV	A*VC960403BNA*	34,000	25,800	16.5	13.0	1,075	7356608
	CA*F4961*6D*+TXV	G*VC960603BNA*	34,000	25,800	16.5	13.0	1,075	7356528
	CA*F4961*6D*+TXV	A*VM970603BNA*	34,000	25,800	16.5	13.0	1,075	7356653
	CA*F4961*6D*+TXV	G*VM970603BNA*	34,000	25,800	16.5	13.0	1,075	7356568
	CA*F4961*6D*+TXV	A*VM970804CNA*	34,600	26,200	17.5	13.0	1,190	7356662
	CA*F4961*6D*+TXV	A*EC960603BNA*	35,000	26,600	17.0	13.0	1,150	7366158
	CA*F4961*6D*+TXV	ADVC81005C*B*	36,000	27,400	18.0	13.7	1,230	6497774
	CA*F4961*6D*+TXV	G*VC80805C*B*	36,000	27,400	18.0	13.7	1,190	5038816
	CA*F4961*6D*+TXV	A*VC81005C*B*	36,000	27,400	18.0	13.7	1,210	6497764
	CA*F4961*6D*+TXV	G*VC960804CNA*	34,600	26,200	17.5	13.0	1,190	7356537
	CA*F4961*6D*+TXV	G*VC961005CNA*	34,600	26,200	17.5	13.0	1,175	7356542
	CA*F4961*6D*+TXV	A*VC960603BNA*	34,000	25,800	16.5	13.0	1,075	7356613
	CA*F4961*6D*+TXV	G*EC960603BNA*	35,000	26,600	17.0	13.0	1,150	7366137
	CA*F4961*6D*+TXV	A*EC960803BNA*	35,000	26,600	17.0	12.5	1,150	7366162
	CA*F4961*6D*+TXV	A*VM970803BNA*	34,000	25,800	16.5	13.0	1,100	7356658
	CA*F4961*6D*+TXV	A*VC80604B*B*	36,000	27,400	17.5	13.2	1,220	5038818
	CA*F4961*6D*+TXV	G*VM971205DNA*	34,800	26,400	17.5	13.0	1,150	7356702
	CA*F4961*6D*+TXV	G*VC960403BNA*	34,000	25,800	16.5	13.0	1,075	7356523
	CA*F4961*6D*+TXV	G*VC960803BNA*	34,000	25,800	16.5	13.0	1,100	7356533
	CA*F4961*6D*+TXV	G*VC961205DNA*	34,800	26,400	17.5	13.0	1,150	7356695
	CA*F4961*6D*+TXV	A*VC960803BNA*	34,000	25,800	16.5	13.0	1,100	7356618
	CA*F4961*6D*+TXV	G*VM971005CNA*	34,600	26,200	17.5	13.0	1,175	7356582
	CA*F4961*6D*+TXV	G*VM970804CNA*	34,600	26,200	17.5	13.0	1,190	7356577
	CA*F4961*6D*+TXV	G*VM970803BNA*	34,000	25,800	16.5	13.0	1,100	7356573
	CA*F4961*6D*+TXV	ADVC80805C*B*	36,000	27,400	18.0	13.7	1,190	5038968
	CA*F4961*6D*+TXV	A*VC961005CNA*	34,600	26,200	17.5	13.0	1,175	7356627
	CA*F4961*6D*+TXV	A*EC961004CNA*	35,000	26,600	17.5	13.0	1,150	7366166
	CA*F4961*6D*+TXV	A*VM971205DNA*	34,800	26,400	17.5	13.0	1,150	7356716
	CA*F4961*6D*+TXV	G*EC960803BNA*	35,000	26,600	17.0	12.5	1,150	7366141
	CA*F4961*6D*+TXV	G*EC961004CNA*	35,000	26,600	17.5	13.0	1,150	7366145
	CA*F4961*6D*+MBVC2000**-1A*+TXV		36,000	27,400	19.0	13.5	1,250	4431666
	CAPT4961*4A*	G*VC80603B*B*	35,000	28,400	17.0	13.0	1200	9923090
	CAPT4961*4A*	G*VC80803B*B*	35,000	28,400	17.0	13.0	1150	9923095
	CAPT4961*4A*	G*VC81005C*B*	36,000	29,200	17.0	13.0	1250	9923108
	CAPT4961*4A*	G*VM971205DNA*	34,800	26,400	17.0	13.0	1,150	7356703
	CAPT4961*4A*	A*VM970603BNA*	34,000	25,800	16.5	13.0	1,075	7356654
	CAPT4961*4A*	G*VM970803BNA*	34,000	25,800	16.5	13.0	1,100	7356574
	CAPT4961*4A*	A*VC960403BNA*	34,000	25,800	16.5	13.0	1,075	7356609
	CAPT4961*4A*	G*VC961005CNA*	34,600	26,200	17.0	13.0	1,175	7356543
	CAPT4961*4A*	G*VC960603BNA*	34,000	25,800	16.5	13.0	1,075	7356529
	CAPT4961*4A*	G*EC960803BNA*	35,000	26,600	17.0	12.5	1,150	7366142
	CAPT4961*4A*	G*VC960804CNA*	34,600	26,200	17.0	13.0	1,190	7356538
	CAPT4961*4A*	G*VC961205DNA*	34,800	26,400	17.0	13.0	1,150	7356696
	CAPT4961*4A*	A*VM970803BNA*	34,000	25,800	16.5	13.0	1,100	7356659
	CAPT4961*4A*	G*EC960603BNA*	35,000	26,600	17.0	13.0	1,150	7366138

See Notes on Page 22.

Outdoor Unit	Indoor Units		Cooling Ratings				CFM	AHRI #
	Coils/Air Handlers	Furnaces	Total[1]	Sens.[1]	SEER[2]	EER[3]		
DSXC18 0361A* (cont.)	CAPT4961*4A*	A*EC961004CNA*	35,000	26,600	17.0	13.0	1,150	7366167
	CAPT4961*4A*	A*VC960803BNA*	34,000	25,800	16.5	13.0	1,100	7356619
	CAPT4961*4A*	G*VM970603BNA*	34,000	25,800	16.5	13.0	1,075	7356569
	CAPT4961*4A*	A*VM971205DNA*	34,800	26,400	17.0	13.0	1,150	7356717
	CAPT4961*4A*	G*VM971005CNA*	34,600	26,200	17.0	13.0	1,175	7356583
	CAPT4961*4A*	A*VM971005CNA*	34,600	26,200	17.0	13.0	1,175	7356668
	CAPT4961*4A*	A*EC960603BNA*	35,000	26,600	17.0	13.0	1,150	7366159
	CAPT4961*4A*	A*VC961205DNA*	34,800	26,400	17.0	13.0	1,150	7356710
	CAPT4961*4A*	A*VC960804CNA*	34,600	26,200	17.0	13.0	1,190	7356623
	CAPT4961*4A*	A*VM970804CNA*	34,600	26,200	17.0	13.0	1,190	7356663
	CAPT4961*4A*	G*EC961004CNA*	35,000	26,600	17.0	13.0	1,150	7366146
	CAPT4961*4A*	G*VM970804CNA*	34,600	26,200	17.0	13.0	1,190	7356578
	CAPT4961*4A*	G*VC960403BNA*	34,000	25,800	16.5	13.0	1,075	7356524
	CAPT4961*4A*	G*VC960803BNA*	34,000	25,800	16.5	13.0	1,100	7356534
	CAPT4961*4A*	A*EC960803BNA*	35,000	26,600	17.0	12.5	1,150	7366163
	CAPT4961*4A*	A*VC960603BNA*	34,000	25,800	16.5	13.0	1,075	7356614
	CAPT4961*4A*	A*VC961005CNA*	34,600	26,200	17.0	13.0	1,175	7356628
	CHPF3642C6C*+MBVC1600**-1A*+TXV		35,000	26,600	18.0	13.0	1,250	3654252
	CHPF3642D6C*+MBVC2000**-1A*+TXV		35,000	26,600	18.0	13.0	1,250	3654256
	CHPF3743C6B*+MBVC1600**-1A*+TXV		35,000	26,600	18.0	13.0	1,250	3654262
	CHPF3743C6B*+TXV	G*VC80603B*B*	34,400	27,800	17.0	12.5	1100	9923091
	CHPF3743C6B*+TXV	G*VC80803B*B*	34,400	27,800	17.0	12.5	1150	9923096
	CHPF3743C6B*+TXV	G*VC80804C*B*	35,000	28,400	17.0	13.0	1100	9923100
	CHPF3743C6B*+TXV	G*VC80805D*B*	35,000	28,400	17.0	13.0	1200	9923105
	CHPF3743C6B*+TXV	A*EC960603BNA*	34,000	25,800	16.5	13.0	1,150	7366160
	CHPF3743C6B*+TXV	A*VC80604B*B*	35,000	26,600	17.0	13.0	1,220	5039122
	CHPF3743C6B*+TXV	A*VM971005CNA*	34,600	26,200	17.0	13.0	1,175	7356669
	CHPF3743C6B*+TXV	G*VC80805C*B*	35,000	26,600	17.0	13.0	1,190	5039016
	CHPF3743C6B*+TXV	A*EC960803BNA*	34,000	25,800	16.5	12.5	1,150	7366164
	CHPF3743C6B*+TXV	G*VC80604B*B*	35,000	26,600	17.0	13.0	1,220	5039229
	CHPF3743C6B*+TXV	G*EC960803BNA*	34,000	25,800	16.5	12.5	1,150	7366143
	CHPF3743C6B*+TXV	G*VC960803BNA*	34,000	25,800	16.5	13.0	1,100	7356535
	CHPF3743C6B*+TXV	G*VC960804CNA*	34,600	26,200	17.0	13.0	1,190	7356539
	CHPF3743C6B*+TXV	G*EC961004CNA*	34,000	25,800	17.0	12.5	1,150	7366147
	CHPF3743C6B*+TXV	A*VM970603BNA*	34,000	25,800	16.5	13.0	1,075	7356655
	CHPF3743C6B*+TXV	G*VC960403BNA*	34,000	25,800	16.5	13.0	1,075	7356525
	CHPF3743C6B*+TXV	G*VC81005C*B*	35,000	26,600	17.0	13.0	1,210	6497795
	CHPF3743C6B*+TXV	A*VC81005C*B*	35,000	26,600	17.0	13.0	1,210	6497784
	CHPF3743C6B*+TXV	G*EC960603BNA*	34,000	25,800	16.5	13.0	1,150	7366139
	CHPF3743C6B*+TXV	G*VM970603BNA*	34,000	25,800	16.5	13.0	1,075	7356570
	CHPF3743C6B*+TXV	G*VM971005CNA*	34,600	26,200	17.0	13.0	1,175	7356584
	CHPF3743C6B*+TXV	A*VM970803BNA*	34,000	25,800	16.5	13.0	1,100	7356660
	CHPF3743C6B*+TXV	A*VC960603BNA*	34,000	25,800	16.5	13.0	1,075	7356615
	CHPF3743C6B*+TXV	A*VC960803BNA*	34,000	25,800	16.5	13.0	1,100	7356620
	CHPF3743C6B*+TXV	A*EC961004CNA*	34,000	25,800	17.0	12.5	1,150	7366168
	CHPF3743C6B*+TXV	G*VM970803BNA*	34,000	25,800	16.5	13.0	1,100	7356575
	CHPF3743C6B*+TXV	A*VC80805C*B*	35,000	26,600	17.0	13.0	1,190	5038819
	CHPF3743C6B*+TXV	A*VM970804CNA*	34,600	26,200	17.0	13.0	1,190	7356664
	CHPF3743C6B*+TXV	G*VC961005CNA*	34,600	26,200	17.0	13.0	1,175	7356544
	CHPF3743C6B*+TXV	A*VC961005CNA*	34,600	26,200	17.0	13.0	1,175	7356629
	CHPF3743C6B*+TXV	A*VC960804CNA*	34,600	26,200	17.0	13.0	1,190	7356624
	CHPF3743C6B*+TXV	G*VC960603BNA*	34,000	25,800	16.5	13.0	1,075	7356530
	CHPF3743C6B*+TXV	G*VM970804CNA*	34,600	26,200	17.0	13.0	1,190	7356579
	CHPF3743C6B*+TXV	A*VC960403BNA*	34,000	25,800	16.5	13.0	1,075	7356610
	CHPF3743D6B*+MBVC2000**-1A*+TXV		35,000	26,600	18.0	13.0	1,250	3654277
	CHPF3743D6B*+TXV	G*VC80804C*B*	35,000	28,400	17.0	13.0	1250	9923101

See Notes on Page 22.

Outdoor Unit	Indoor Units		Cooling Ratings				CFM	AHRI #
	Coils/Air Handlers	Furnaces	Total[1]	Sens.[1]	SEER[2]	EER[3]		
DSXC18 0361A* (cont.)	CHPF3743D6B*+TXV	G*VC80805D*B*	35,000	28,400	17.0	13.0	1200	9923106
	CHPF3743D6B*+TXV	A*VC81005C*B*	35,000	26,600	17.0	13.0	1,210	6497796
	CHPF3743D6B*+TXV	A*VC80604B*B*	35,000	26,600	17.0	13.0	1,220	5038943
	CHPF3743D6B*+TXV	G*VC81005C*B*	35,000	26,600	17.0	13.0	1,210	6497807
	CHPF3743D6B*+TXV	A*VC80805C*B*	35,000	26,600	17.0	13.0	1,190	5039108
	CHPF3743D6B*+TXV	G*VC80805C*B*	35,000	26,600	17.0	13.0	1,190	5038940
	CHPF3743D6B*+TXV	G*VC80604B*B*	35,000	26,600	17.0	13.0	1,220	5038939
	CHPF4860D6D*+EEP+TXV		36,000	27,400	15.0	12.5	1,250	5357212
	CHPF4860D6D*+MBVC2000**-1A*+TXV		35,000	26,600	18.3	13.0	1,250	3654297
	CHPF4860D6D*+TXV	G*VC80804C*B*	36,000	29,200	17.5	13.2	1250	9923102
	CHPF4860D6D*+TXV	G*VC80805D*B*	36,000	29,200	18.0	13.7	1200	9923107
	CHPF4860D6D*+TXV	A*VM971205DNA*	34,800	26,400	17.5	13.0	1,150	7356718
	CHPF4860D6D*+TXV	A*VC80604B*B*	36,000	27,400	17.5	13.2	1,220	5039017
	CHPF4860D6D*+TXV	A*VC961005CNA*	34,600	26,200	17.5	13.0	1,175	7356630
	CHPF4860D6D*+TXV	G*VC961005CNA*	34,600	26,200	17.5	13.0	1,175	7356545
	CHPF4860D6D*+TXV	G*VC961205DNA*	34,800	26,400	17.5	13.0	1,150	7356697
	CHPF4860D6D*+TXV	G*VC81005C*B*	36,000	27,400	18.0	13.7	1,210	6497819
	CHPF4860D6D*+TXV	G*VC80604B*B*	36,000	27,400	17.5	13.2	1,220	5038846
	CHPF4860D6D*+TXV	A*VM970804CNA*	34,600	26,200	17.5	13.0	1,190	7356665
	CHPF4860D6D*+TXV	G*VC80805C*B*	36,000	27,400	18.0	13.7	1,190	5039107
	CHPF4860D6D*+TXV	G*VM970804CNA*	34,600	26,200	17.5	13.0	1,190	7356580
	CHPF4860D6D*+TXV	A*VM971005CNA*	34,600	26,200	17.5	13.0	1,175	7356670
	CHPF4860D6D*+TXV	A*VC81005C*B*	36,000	27,400	18.0	13.7	1,210	6497808
	CHPF4860D6D*+TXV	G*VC960804CNA*	34,600	26,200	17.5	13.0	1,190	7356540
	CHPF4860D6D*+TXV	A*VC961205DNA*	34,800	26,400	17.5	13.0	1,150	7356711
	CHPF4860D6D*+TXV	A*VC80805C*B*	36,000	27,400	18.0	13.7	1,190	5038970
	CHPF4860D6D*+TXV	G*VM971005CNA*	34,600	26,200	17.5	13.0	1,175	7356585
	CHPF4860D6D*+TXV	A*VC960804CNA*	34,600	26,200	17.5	13.0	1,190	7356625
	CHPF4860D6D*+TXV	G*VM971205DNA*	34,800	26,400	17.5	13.0	1,150	7356704
	CSCF3642N6D*+TXV	G*VC80603B*B*	34,400	27,800	17.0	13.0	1200	9923092
	CSCF3642N6D*+TXV	G*VC80803B*B*	34,400	27,800	17.0	13.0	1150	9923097
	CSCF3642N6D*+TXV	G*VC81005C*B*	35,000	28,400	17.0	13.0	1250	9923109
	CSCF3642N6D*+TXV	G*VM970603BNA*	34,000	25,800	16.5	13.0	1,075	7356571
	CSCF3642N6D*+TXV	A*VC960803BNA*	34,000	25,800	16.5	13.0	1,100	7356621
	CSCF3642N6D*+TXV	G*VC960803BNA*	34,000	25,800	16.5	13.0	1,100	7356536
	CSCF3642N6D*+TXV	A*VM970804CNA*	34,400	26,200	17.0	13.0	1,190	7356666
	CSCF3642N6D*+TXV	A*VM970803BNA*	34,000	25,800	16.5	13.0	1,100	7356661
	CSCF3642N6D*+TXV	G*VM970804CNA*	34,400	26,200	17.0	13.0	1,190	7356581
	CSCF3642N6D*+TXV	A*VC960403BNA*	34,000	25,800	16.5	13.0	1,075	7356611
	CSCF3642N6D*+TXV	G*VM970803BNA*	34,000	25,800	16.5	13.0	1,100	7356576
	CSCF3642N6D*+TXV	G*VM971005CNA*	34,400	26,200	17.0	13.0	1,175	7356586
	CSCF3642N6D*+TXV	A*VC961005CNA*	34,400	26,200	17.0	13.0	1,175	7356631
	CSCF3642N6D*+TXV	G*VC960804CNA*	34,400	26,200	17.0	13.0	1,190	7356541
	CSCF3642N6D*+TXV	A*VM970603BNA*	34,000	25,800	16.5	13.0	1,075	7356656
	CSCF3642N6D*+TXV	A*VC960603BNA*	34,000	25,800	16.5	13.0	1,075	7356616
	CSCF3642N6D*+TXV	A*VM971005CNA*	34,400	26,200	17.0	13.0	1,175	7356671
	CSCF3642N6D*+TXV	G*VC960603BNA*	34,000	25,800	16.5	13.0	1,075	7356531
	CSCF3642N6D*+TXV	A*VC960804CNA*	34,400	26,200	17.0	13.0	1,190	7356626
	CSCF3642N6D*+TXV	G*VC960403BNA*	34,000	25,800	16.5	13.0	1,075	7356526
	CSCF3642N6D*+TXV	G*VC961005CNA*	34,400	26,200	17.0	13.0	1,175	7356546
	CSCF4860N6D*+EEP+TXV		36,000	27,400	15.0	12.5	1,250	5357213
	CSCF4860N6D*+TXV	A*VC961205DNA*	34,600	26,200	17.0	13.0	1,150	7356712
	CSCF4860N6D*+TXV	G*VC961205DNA*	34,600	26,200	17.0	13.0	1,150	7356698
	CSCF4860N6D*+TXV	G*VM971205DNA*	34,600	26,200	17.0	13.0	1,150	7356705
	CSCF4860N6D*+TXV	A*VM971205DNA*	34,600	26,200	17.0	13.0	1,150	7356719

See Notes on Page 22.

Outdoor Unit	Indoor Units		Cooling Ratings				CFM	AHRI #
	Coils/Air Handlers	Furnaces	Total[1]	Sens.[1]	SEER[2]	EER[3]		
DSXC18 0481A*	AVPTC48C14A*		45,000	34,200	16.0	12.0	1,450	7079244
	AVPTC48D14A*		47,000	35,800	17.5	13.0	1,700	5924369
	AVPTC59C14A*		45,000	34,200	16.0	12.5	1,490	8996176
	AVPTC61D14A*		47,000	35,800	17.5	13.0	1,565	8996177
	CA*F4860*6D*+EEP+TXV		47,000	35,800	15.0	12.0	1,500	6497825
	CA*F4961*6D*+EEP+TXV		48,000	36,400	15.5	12.5	1,500	5357214
	CA*F4961*6D*+MBVC1600**-1A*+TXV		46,000	35,000	17.0	13.0	1,725	4431667
	CA*F4961*6D*+TXV	G*VC80805D*B*	48,000	38,500	16.5	12.8	1500	9923110
	CA*F4961*6D*+TXV	A*VC961205DNA*	46,000	35,000	17.5	12.8	1,530	7356640
	CA*F4961*6D*+TXV	A*VM971005CNA*	45,500	34,600	17.0	12.8	1,520	7356676
	CA*F4961*6D*+TXV	G*EC961004CNA*	45,500	34,600	17.0	13.0	1,550	7366148
	CA*F4961*6D*+TXV	G*EC961205DNA*	45,500	34,600	17.0	13.0	1,550	7366151
	CA*F4961*6D*+TXV	A*VC81005C*B*	48,000	36,400	17.0	12.2	1,520	6497826
	CA*F4961*6D*+TXV	A*VM971205DNA*	46,000	35,000	17.5	12.8	1,530	7356680
	CA*F4961*6D*+TXV	G*VC80805C*B*	48,000	36,400	17.0	12.8	1,590	5039230
	CA*F4961*6D*+TXV	A*EC961004CNA*	45,500	34,600	17.0	13.0	1,550	7366169
	CA*F4961*6D*+TXV	G*VM971005CNA*	45,500	34,600	17.0	12.8	1,520	7356591
	CA*F4961*6D*+TXV	ADVC80805C*B*	48,000	36,400	17.0	12.8	1,580	5039231
	CA*F4961*6D*+TXV	A*VC80805C*B*	48,000	36,400	17.0	12.8	1,590	5038944
	CA*F4961*6D*+TXV	G*VM970804CNA*	45,500	34,600	17.0	12.8	1,525	7356587
	CA*F4961*6D*+TXV	G*VC961005CNA*	45,500	34,600	17.0	12.8	1,520	7356551
	CA*F4961*6D*+TXV	G*VM971205DNA*	46,000	35,000	17.5	12.8	1,530	7356595
	CA*F4961*6D*+TXV	G*VC81005C*B*	48,000	36,400	17.0	12.2	1,520	6497834
	CA*F4961*6D*+TXV	ADVC81005C*B*	48,000	36,400	17.0	12.2	1,550	6497833
	CA*F4961*6D*+TXV	A*VM970804CNA*	45,500	34,600	17.0	12.8	1,525	7356672
	CA*F4961*6D*+TXV	A*VC960804CNA*	45,500	34,600	17.0	12.8	1,525	7356632
	CA*F4961*6D*+TXV	A*VC961005CNA*	45,500	34,600	17.0	12.8	1,520	7356636
	CA*F4961*6D*+TXV	G*VC961205DNA*	46,000	35,000	17.5	12.8	1,530	7356555
	CA*F4961*6D*+TXV	A*EC961205DNA*	45,500	34,600	17.0	13.0	1,550	7366172
	CA*F4961*6D*+TXV	G*VC960804CNA*	45,500	34,600	17.0	12.8	1,525	7356547
	CA*F4961*6D*+MBVC2000**-1A*+TXV		47,500	36,200	18.0	13.3	1,750	4431668
	CAPT4961*4A*	G*VC81005C*B*	48,000	38,500	16.5	12.8	1450	9923112
	CAPT4961*4A*	G*VC81005C*B*	56,000	44,000	15.5	11.8	1650	9923114
	CAPT4961*4A*	A*VC960804CNA*	45,500	34,600	17.0	12.8	1,525	7356633
	CAPT4961*4A*	A*VM971205DNA*	46,000	35,000	17.5	12.8	1,530	7356681
	CAPT4961*4A*	G*VM970804CNA*	45,500	34,600	17.0	12.8	1,525	7356588
	CAPT4961*4A*	A*VM970804CNA*	45,500	34,600	17.0	12.8	1,525	7356673
	CAPT4961*4A*	G*EC961205DNA*	45,500	34,600	17.0	13.0	1,550	7366152
	CAPT4961*4A*	G*VM971005CNA*	45,500	34,600	17.0	12.8	1,520	7356592
	CAPT4961*4A*	A*EC961004CNA*	45,500	34,600	17.0	13.0	1,550	7366170
	CAPT4961*4A*	G*EC961004CNA*	45,500	34,600	17.0	13.0	1,550	7366149
	CAPT4961*4A*	A*VC961205DNA*	46,000	35,000	17.5	12.8	1,530	7356641
	CAPT4961*4A*	G*VC961205DNA*	46,000	35,000	17.5	12.8	1,530	7356556
	CAPT4961*4A*	A*EC961205DNA*	45,500	34,600	17.0	13.0	1,550	7366173
	CAPT4961*4A*	G*VC961005CNA*	45,500	34,600	17.0	12.8	1,520	7356552
	CAPT4961*4A*	A*VM971005CNA*	45,500	34,600	17.0	12.8	1,520	7356677
	CAPT4961*4A*	G*VM971205DNA*	46,000	35,000	17.5	12.8	1,530	7356596
	CAPT4961*4A*	G*VC960804CNA*	45,500	34,600	17.0	12.8	1,525	7356548
	CAPT4961*4A*	A*VC961005CNA*	45,500	34,600	17.0	12.8	1,520	7356637
	CHPF4860D6D*+EEP+TXV		48,000	36,400	15.5	12.5	1,500	5357215
	CHPF4860D6D*+MBVC1600**-1A*+TXV		46,000	35,000	17.0	13.0	1,725	3654393
	CHPF4860D6D*+MBVC2000**-1A*+TXV		47,500	36,200	18.0	13.3	1,750	3654394
	CHPF4860D6D*+TXV	G*VC80805D*B*	48,000	38,500	16.5	12.8	1500	9923111
	CHPF4860D6D*+TXV	A*VM971005CNA*	45,500	34,600	17.0	12.8	1,520	7356678

See Notes on Page 22.

Outdoor Unit	Indoor Units		Cooling Ratings				CFM	AHRI #
	Coils/Air Handlers	Furnaces	Total[1]	Sens.[1]	SEER[2]	EER[3]		
DSXC18 0481A* (cont.)	CHPF4860D6D*+TXV	G*VM970804CNA*	45,500	34,600	17.0	12.8	1,525	7356589
	CHPF4860D6D*+TXV	A*VC80805C*B*	48,000	36,400	17.0	12.8	1,590	5038820
	CHPF4860D6D*+TXV	A*VM970804CNA*	45,500	34,600	17.0	12.8	1,525	7356674
	CHPF4860D6D*+TXV	G*EC961004CNA*	45,500	34,600	17.0	13.0	1,550	7366150
	CHPF4860D6D*+TXV	A*VC961005CNA*	45,500	34,600	17.0	12.8	1,520	7356638
	CHPF4860D6D*+TXV	A*VM971205DNA*	46,000	35,000	17.5	12.8	1,530	7356682
	CHPF4860D6D*+TXV	G*VC960804CNA*	45,500	34,600	17.0	12.8	1,525	7356549
	CHPF4860D6D*+TXV	G*VM971205DNA*	46,000	35,000	17.5	12.8	1,530	7356597
	CHPF4860D6D*+TXV	A*VC81005C*B*	48,000	36,400	17.0	12.2	1,520	6497835
	CHPF4860D6D*+TXV	A*EC961004CNA*	45,500	34,600	17.0	13.0	1,550	7366171
	CHPF4860D6D*+TXV	G*VC961205DNA*	46,000	35,000	17.5	12.8	1,530	7356557
	CHPF4860D6D*+TXV	G*VM971005CNA*	45,500	34,600	17.0	12.8	1,520	7356593
	CHPF4860D6D*+TXV	G*VC961005CNA*	45,500	34,600	17.0	12.8	1,520	7356553
	CHPF4860D6D*+TXV	A*VC961205DNA*	46,000	35,000	17.5	12.8	1,530	7356642
	CHPF4860D6D*+TXV	G*VC80805C*B*	48,000	36,400	17.0	12.8	1,590	5039018
	CHPF4860D6D*+TXV	G*EC961205DNA*	45,500	34,600	17.0	13.0	1,550	7366153
	CHPF4860D6D*+TXV	A*VC960804CNA*	45,500	34,600	17.0	12.8	1,525	7356634
	CHPF4860D6D*+TXV	A*EC961205DNA*	45,500	34,600	17.0	13.0	1,550	7366174
	CHPF4860D6D*+TXV	G*VC81005C*B*	48,000	36,400	17.0	12.2	1,520	6497843
	CSCF4860N6D*+EEP+TXV		48,000	36,400	15.5	12.5	1,500	5357216
	CSCF4860N6D*+TXV	G*VC81005C*B*	46,000	36,800	16.5	12.5	1450	9923113
	CSCF4860N6D*+TXV	G*VC81005C*B*	56,000	44,000	15.5	11.8	1650	9923115
	CSCF4860N6D*+TXV	G*VC960804CNA*	45,000	34,200	16.5	12.8	1,525	7356550
	CSCF4860N6D*+TXV	A*VM971005CNA*	45,000	34,200	16.5	12.8	1,520	7356679
	CSCF4860N6D*+TXV	A*VC961205DNA*	45,500	34,600	17.0	12.8	1,530	7356643
	CSCF4860N6D*+TXV	A*VC960804CNA*	45,000	34,200	16.5	12.8	1,525	7356635
	CSCF4860N6D*+TXV	A*VM971205DNA*	45,500	34,600	17.0	12.8	1,530	7356683
	CSCF4860N6D*+TXV	A*VC961005CNA*	45,000	34,200	16.5	12.8	1,520	7356639
	CSCF4860N6D*+TXV	A*VM970804CNA*	45,000	34,200	16.5	12.8	1,525	7356675
	CSCF4860N6D*+TXV	G*VM971005CNA*	45,000	34,200	16.5	12.8	1,520	7356594
	CSCF4860N6D*+TXV	G*VC961005CNA*	45,000	34,200	16.5	12.8	1,520	7356554
	CSCF4860N6D*+TXV	G*VM970804CNA*	45,000	34,200	16.5	12.8	1,525	7356590
	CSCF4860N6D*+TXV	G*VC961205DNA*	45,500	34,600	17.0	12.8	1,530	7356558
	CSCF4860N6D*+TXV	G*VM971205DNA*	45,500	34,600	17.0	12.8	1,530	7356598
DSXC18 0601A*	AVPTC60D14A*		58,000	42,000	16.0	11.8	1,780	5924370
	AVPTC61D14A*		57,000	41,000	16.0	12.5	1,795	9000368
	CA*F4961*6D*+EEP+TXV		57,000	41,000	15.0	12.0	1,500	5357217
	CA*F4961*6D*+MBVC2000**-1A*+TXV		58,000	42,000	17.0	12.0	2,000	4431669
	CA*F4961*6D*+TXV	A*VM971005CNA*	56,000	40,500	15.5	11.8	1,750	7356684
	CA*F4961*6D*+TXV	G*VC961205DNA*	56,000	40,500	16.0	11.8	1,600	7356563
	CA*F4961*6D*+TXV	A*VC961005CNA*	56,000	40,500	15.5	11.8	1,750	7356644
	CA*F4961*6D*+TXV	G*VM971205DNA*	56,000	40,500	16.0	11.8	1,600	7356603
	CA*F4961*6D*+TXV	A*VM971205DNA*	56,000	40,500	16.0	11.8	1,600	7356688
	CA*F4961*6D*+TXV	G*VM971005CNA*	56,000	40,500	15.5	11.8	1,750	7356599
	CA*F4961*6D*+TXV	G*VC961005CNA*	56,000	40,500	15.5	11.8	1,750	7356559
	CA*F4961*6D*+TXV	A*VC961205DNA*	56,000	40,500	16.0	11.8	1,600	7356648
	CAPT4961*4A*	G*VC961205DNA*	56,000	40,500	16.0	11.8	1,600	7356564
	CAPT4961*4A*	G*VM971005CNA*	56,000	40,500	15.5	11.8	1,750	7356600
	CAPT4961*4A*	A*VM971005CNA*	56,000	40,500	15.5	11.8	1,750	7356685
	CAPT4961*4A*	A*VC961205DNA*	56,000	40,500	16.0	11.8	1,600	7356649
	CAPT4961*4A*	G*VM971205DNA*	56,000	40,500	16.0	11.8	1,600	7356604
	CAPT4961*4A*	G*VC961005CNA*	56,000	40,500	15.5	11.8	1,750	7356560
	CAPT4961*4A*	A*VM971205DNA*	56,000	40,500	16.0	11.8	1,600	7356689

See Notes on Page 22.

Outdoor Unit	Indoor Units		Cooling Ratings				CFM	AHRI #
	Coils/Air Handlers	Furnaces	Total[1]	Sens.[1]	SEER[2]	EER[3]		
DSXC18 0601A* (cont.)	CAPT4961*4A*	A*VC961005CNA*	56,000	40,500	15.5	11.8	1,750	7356645
	CHPF4860D6D*+EEP+TXV		57,000	41,000	15.0	12.0	1,500	5357218
	CHPF4860D6D*+MBVC2000**-1A*+TXV		58,000	42,000	17.0	12.0	2,000	3654439
	CHPF4860D6D*+TXV	G*VM971205DNA*	56,000	40,500	16.0	11.8	1,600	7356605
	CHPF4860D6D*+TXV	G*VC961005CNA*	56,000	40,500	15.5	11.8	1,750	7356561
	CHPF4860D6D*+TXV	A*VC961205DNA*	56,000	40,500	16.0	11.8	1,600	7356650
	CHPF4860D6D*+TXV	A*VM971205DNA*	56,000	40,500	16.0	11.8	1,600	7356690
	CHPF4860D6D*+TXV	G*VM971005CNA*	56,000	40,500	15.5	11.8	1,750	7356601
	CHPF4860D6D*+TXV	G*VC961205DNA*	56,000	40,500	16.0	11.8	1,600	7356565
	CHPF4860D6D*+TXV	A*VM971005CNA*	56,000	40,500	15.5	11.8	1,750	7356686
	CHPF4860D6D*+TXV	A*VC961005CNA*	56,000	40,500	15.5	11.8	1,750	7356646
	CSCF4860N6D*+EEP+TXV		57,000	41,000	15.0	12.0	1,500	5357219
	CSCF4860N6D*+TXV	G*VC961005CNA*	56,000	40,500	15.5	11.8	1,750	7356562
	CSCF4860N6D*+TXV	A*VC961005CNA*	56,000	40,500	15.5	11.8	1,750	7356647
	CSCF4860N6D*+TXV	G*VM971205DNA*	55,500	40,000	15.5	11.8	1,600	7356606
	CSCF4860N6D*+TXV	G*VC961205DNA*	55,500	40,000	15.5	11.8	1,600	7356566
	CSCF4860N6D*+TXV	A*VC961205DNA*	55,500	40,000	15.5	11.8	1,600	7356651
	CSCF4860N6D*+TXV	A*VM971205DNA*	55,500	40,000	15.5	11.8	1,600	7356691
	CSCF4860N6D*+TXV	G*VM971005CNA*	56,000	40,500	15.5	11.8	1,750	7356602
	CSCF4860N6D*+TXV	A*VM971005CNA*	56,000	40,500	15.5	11.8	1,750	7356687

[1] BTU/h
[2] Seasonal Energy Efficiency Ratio; Certified per AHRI 210/240 @ 80°F/ 67°F/ 95°F
[3] Energy Efficiency Ratio @ 80°F/ 67°F/ 95°F

Notes

- Always check the S&R plate for electrical data on the unit being installed.
- When matching the outdoor unit to the indoor unit, use the piston supplied with the outdoor unit or that specified on the piston kit chart supplied with the indoor unit.
- EEP - Order from Service Dept. Part No. B13707-38 or new Solid State Board B13707-35S. Part No. B13707-38 is not interchangeable with B13707-35S. The Amana® Distinctions® brand gas furnace contains the EEP cooling time delay

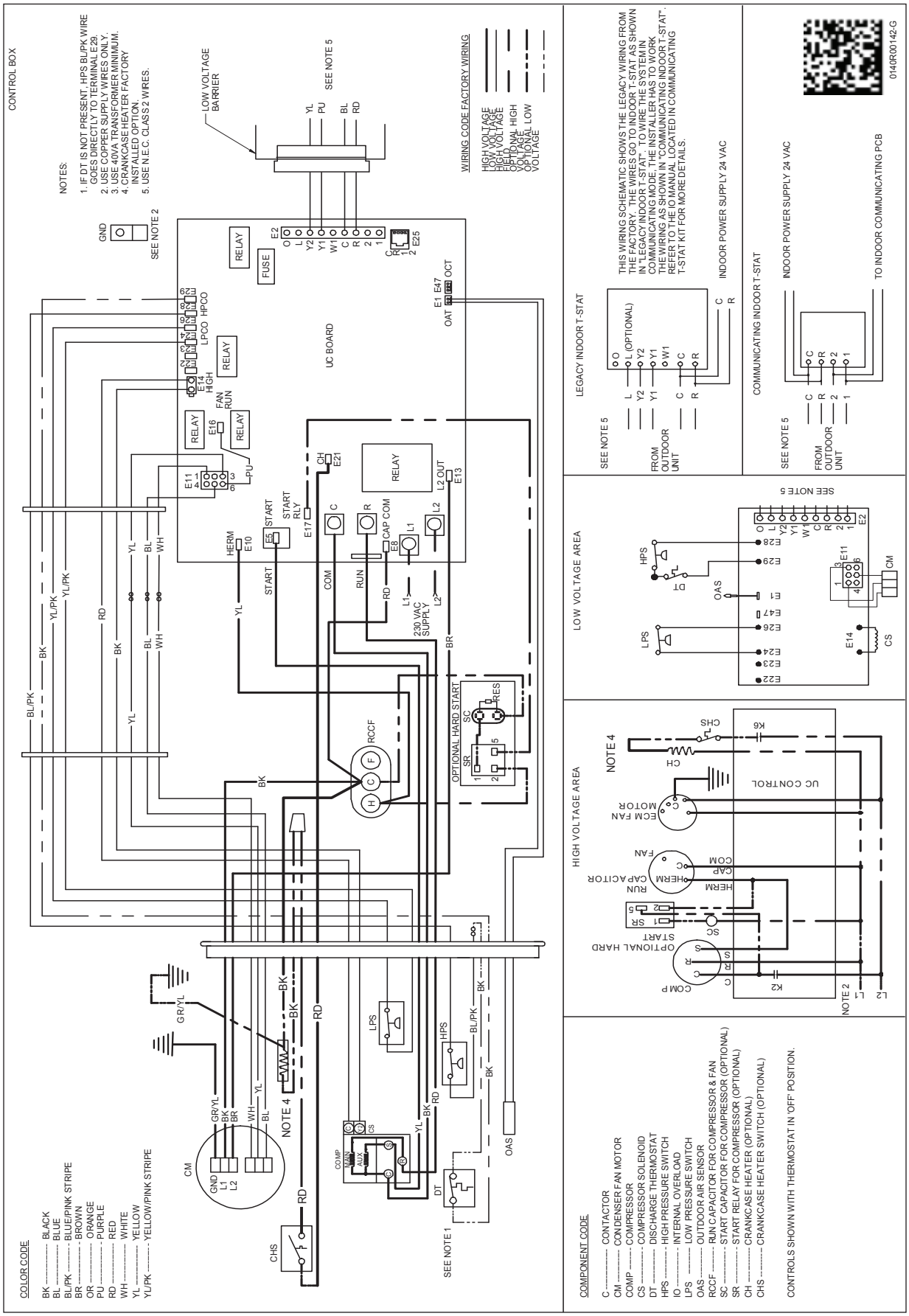

WARNING

High Voltage: Disconnect all power before servicing or installing this unit. Multiple power sources may be present. Failure to do so may cause property damage, personal injury, or death.

Wiring is subject to change. Always refer to the wiring diagram or the unit for the most up-to-date wiring.

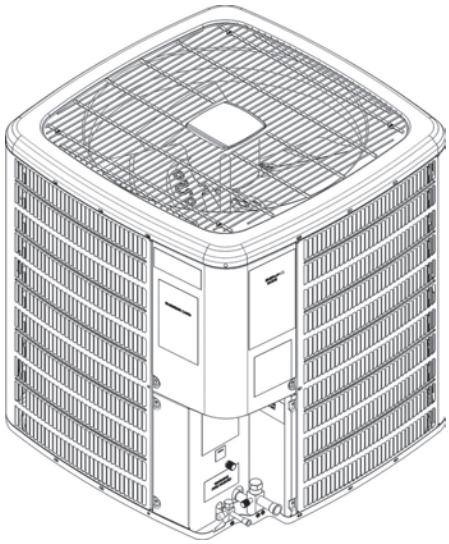

ECN	REV	ZONE	DESCRIPTION	CHK	D	DATE
XXXXXXX	A	XXXXX		–	GL	

Model	Dimensions		
	W"	D"	H"
DSXC180361A*	35½	35½	38¼
DSXC180481A*	35½	35½	38¼
DSXC180601A*	35½	35½	38¼

Goodman Manufacturing Co., LP

DSXC18

DRAWING TO BE INTERPRETED IN ACCORDANCE WITH ASME Y14.100

DIMENSIONS ARE IN INCHES UNLESS OTHERWISE NOTED

TOLERANCES: ANGLES ± 1.5° .X : ± .1 .XX : ± .03 .XXX : ± .015 HOLE Ø : ± .005 TUBE CUT LG: ± .063

DWN BY: ENG.: DO NOT SCALE DRAWING

SHT 1 OF 1

REV A

SPECIAL CHARACTERISTICS:

= 6SIGMA CRITICAL CHARACTERISTIC SIGNIFICANT CHARACTERISTIC

COMPONENTS AND MATERIALS SPECIFIED HEREIN WILL ALSO CONFORM TO THE APPLICABLE SECTION OF GOODMAN MSP 824.01 WORKMANSHIP STANDARD FOR FIT, FEEL AND FINISH.

CONFIDENTIAL PROPERTY OF THE GOODMAN MANUFACTURING COMPANY, L.P. NOT TO BE DISCLOSED TO OTHERS, COPIED, OR USED FOR ANY PURPOSE EXCEPT AS AUTHORIZED IN WRITING. MUST BE RETURNED UPON DEMAND, ON COMPLETION OF ORDER, OR OTHER PURPOSE FOR WHICH IT WAS LENT.

Accessories

Model	Description	DSXC18 036**	DSXC18 048**	DSXC18 060**
ABK-20	Anchor Bracket Kit◊	X	X	X
ASC-01	Anti-Short Cycle Kit	X	X	X
B1141643[1]	24V Transformer	X	X	X
CSR-U-1	Hard-start Kit	X	X	
CSR-U-2	Hard-start Kit			
CSR-U-3	Hard-start Kit			X
FSK01A [2]	Freeze Protection Kit	X	X	X
LSK02A	Liquid Line Solenoid Valve	X	X	X
OT18-60A [3]	Outdoor Thermostat/Lockout Thermostat	X	X	X
TX3N4[4]	TXV Kit	X		
TX5N4	TXV Kit		X	X

◊ Contains 20 brackets; four brackets needed to anchor unit to pad

1 This component is included in the CTK01AA communicating thermostat kit.

2 Installed on indoor coil

3 Available in 24V legacy mode only. This feature is integrated in the communicating mode.

4 Condensing units and heat pumps with reciprocating compressors require the use of start-assist components when used in conjunction with an indoor coil using a non-bleed thermal expansion valve refrigerant metering device or liquid line solenoid kit. The TXV should always be sized based on the tonnage of the outdoor unit.

Amana® is a trademark of Maytag Corporation or its related companies and used under license to Goodman Company, L.P. All rights reserved. Our continuing commitment to quality products may mean a change in specifications without notice. ©2016 Goodman Company, L.P. • Houston, Texas • Printed in the USA.