Heating & Air Conditioning
Amana®

APG13M

Packaged Gas/Electric
13 SEER / 80% AFUE
2 – 5 Tons, Single-Phase

Cooling Capacity:
23,600 – 57,000 BTU/h

Heating Capacity:
46,000 – 138,000 BTU/h

Contents

Nomenclature 2
Product Specifications 3
Expanded Cooling Data 7
Airflow Data 19
Dimensions 21
Wiring Diagrams 22
Accessories 24

MILLION-AIR®
STAINLESS-STEEL
HEAT EXCHANGER

Standard Features

- Heavy-duty Million-Air® stainless-steel heat exchanger
- Energy-efficient compressor
- Copper tube/aluminum fin coil with flowrater expansion device
- Recirculating blower motor: PSC type on 2- to 3½-ton units ; X-13 type on 4- and 5-ton units
- Fully charged R-410A system
- Redundant gas valve with easy conversion to propane
- Power-assisted combustion
- Direct spark ignition system includes a microprocessor-based control for the entire ignition sequence, all blower operation, and all safety circuits complete with self-diagnostics
- All models comply with California Low NOx standards
- AHRI Certified; ETL Listed

Cabinet Features

- High-quality UV-resistant powder-paint finish
- Horizontal or downflow application
- Convenient access panels
- One roof curb fits all units
- Fully insulated cabinet
- Bottom, 2” high base rails for easier handling
- When properly anchored, meets the 2001 Florida Building Code unit integrity requirements for hurricane-type winds

LIFETIME COMPRESSOR LIMITED WARRANTY* | LIFETIME HEAT EXCHANGER LIMITED WARRANTY* | 10 YEAR PARTS LIMITED WARRANTY* | R-410A REFRIGERANT | AHRI CERTIFIED | ETL

* Complete warranty details available from your local dealer or at www.amana-hac.com. To receive the Lifetime Compressor Limited Warranty and Lifetime Heat Exchanger Limited Warranty (in each case, good for as long as you own your home) plus the 10-Year Parts Limited Warranty, online registration must be completed within 60 days of installation. Online registration is not required in California or Québec.

Amana® is a trademark of Maytag Corporation or its related companies and used under license to Goodman Company, L.P., Houston, Texas.

Supersedes 1/13

NOMENCLATURE

A	P	G	13	24	045	M	4	1
1	2	3	4,5	6,7	8,9,10	11	12	13

Brand
A Amana® Brand

Product Category
P Packaged Unit

Unit Type
G Gas/Electric

Efficiency
13 13 SEER
15 15 SEER

Nominal Capacity

24	2 Tons	42	3½ Tons
30	2½ tons	48	4 Tons
36	3 Tons	60	5 Tons

Electrical
1 208-230/1/60
3 208-230/3/60

Refrigerant
2 R-22
4 R-410A

Configuration
H Horizontal
M Multi-Position

Heat Input
45 46 MBTU/h
70 69 MBTU/h
90 92 MBTU/h
115 115 MBTU/h
140 138 MBTU/h

Specifications — APG1324-30

	APG1324 045M41B*	APG1324 070M41B*	APG1330 045M41B*	APG1330 070M41B*
Cooling Capacity				
Total BTU/h	23,600	23,600	28,600	28,600
Sensible BTU/h	18,800	18,800	22,600	22,600
SEER / EER	13.0 / 11.0	13.0 / 11.0	13.0 / 11.0	13.0 / 11.0
Decibels	78	78	78	78
AHRI Reference #s	5360624	5360624	5360625	5360625
Heating Capacity				
Input BTU/h	46,000	46,000	46,000	69,000
Output BTU/h	36,700	36,700	36,700	55,000
AFUE	80	80	80	80
Temperature Rise Range	30 - 60	35 - 65	30 - 60	35 - 65
No. of Burners	2	3	2	3
Orifice Size (Natural/Propane)	43 / 55	43 / 55	43 / 55	43 / 55
Evaporator Motor				
Type	PSC	PSC	PSC	PSC
Wheel (D x W)	10” x 8”	10” x 8”	10” x 8”	10” x 8”
Indoor Nominal CFM	800	800	1,000	1,000
Motor Speed Tap (Cooling)	Med	Med	Med	Med
RPM/Amps (Cooling)	952/1.5	952/1.5	1,015/1.85	1,015/1.85
Horsepower	1/4	1/4	1/3	1/3
Evaporator Coil				
Face Area (ft^2)	4.33	4.33	4.33	4.33
Rows Deep/Fins per Inch	3/14	3/14	3/14	3/14
Piston Size (Cooling)	0.057	0.057	0.062	0.062
Filter Size (ft^2)	2.7	2.7	3.3	3.3
Drain Size (NPT)	¾”	¾”	¾”	¾”
Refrigerant Charge (oz.)	68	68	78	78
Condenser Fan / Coil				
Horsepower - RPM	1/6 - 830	1/6 - 830	1/4 - 1,100	1/4 - 1,100
Diameter / # of Blades	22” / 3	22” / 3	22” / 3	22” / 3
Outdoor Nominal CFM	2,400	2,400	2,700	2,700
Face Area (ft^2)	6.94	6.94	12.3	12.3
Rows Deep/Fins per Inch	2/27	2/27	1/24	1/24
Compressor				
Quantity / Type	1 / Scroll	1 / Scroll	1 / Scroll	1 / Scroll
Stage	Single	Single	Single	Single
Compressor RLA/LRA	13.5 / 58.3	13.5 / 58.3	14.1 / 73	14.1 / 73
Electrical Data				
Voltage-Phase (60 Hz)	208/230-1	208/230-1	208/230-1	208/230-1
Indoor Blower FLA/LRA	1.5 / 2.2	1.5 / 2.2	1.9 / 3.1	1.9 / 3.1
Outdoor Fan FLA/LRA	1.1 / 1.7	1.1 / 1.7	1.5 / 3	1.5 / 3
Total Unit Amps	16.1	16.1	17.5	17.5
Min. Circuit Ampacity	19.5	19.5	20.9	20.9
Max. Overcurrent Protection	30 amps	30 amps	35 amps	35 amps
Entrance Size Power Supply	1⅛”	1⅛”	1⅛”	1⅛”
Entrance Size Control Voltage	⅞”	⅞”	⅞”	⅞”
Operating / Ship Weights (lbs)	392 / 415	392 / 420	393 / 416	393 / 421

[1] Wire size should be determined in accordance with National Electrical Codes. Extensive wire runs will require larger wire sizes.
[2] Must use time-delay fuses or HACR-type circuit breakers of the same size as noted.
Note: Always check the S&R plate for electrical data on the unit being installed.

Specifications — APG1336-42

	APG1336 045M41B*	APG1336 070M41B*	APG1336 090M41B*	APG1342 070M41B*	APG1342 070M41D*	APG1342 090M41B*	APG1342 090M41D*
Cooling Capacity							
Total BTU/h	35,000	35,000	35,000	40,500	40,500	40,500	40,500
Sensible BTU/h	27,800	27,800	27,800	30,800	30,800	30,800	30,800
SEER / EER	13.0 / 11.0	13.0 / 11.0	13.0 / 11.0	13.0 / 11.0	13.0 / 11.0	13.0 / 11.0	13.0 / 11.0
Decibels	78	78	78	78	78	78	78
AHRI Reference #s	5360626	5360626	5360626	5360627	6531557	5360627	6531557
Heating Capacity							
Input BTU/h	46,000	69,000	92,000	69,000	69,000	92,000	92,000
Output BTU/h	36,700	55,000	73,600	55,000	55,000	73,600	73,600
AFUE	80	80	80	80	80	80	80
Temperature Rise Range	30 - 60	35 - 65	45 - 75	35 - 65	35 - 65	45 - 75	45 - 75
No. of Burners	2	3	4	3	3	4	4
Orifice Size (Natural/Propane)	43 / 55	43 / 55	43 / 55	43 / 55	43 / 55	43 / 55	43 / 55
Evaporator Motor							
Type	PSC	PSC	PSC	PSC	PSC	PSC	PSC
Wheel (D x W)	10” x 9”	10” x 9”	10” x 9”	10” x 10”	10” x 10”	10” x 10”	10” x 10”
Indoor Nominal CFM	1,250	1,250	1,250	1,300	1,300	1,300	1,300
Motor Speed Tap (Cooling)	Med	Med	Med	Medium	Medium	Medium	Medium
RPM/Amps (Cooling)	910/3.06	910/3.06	910/3.06	910/3.06	910/3.06	910/3.06	910/3.06
Horsepower	1/3	1/3	1/3	1/3	1/3	1/3	1/3
Evaporator Coil							
Face Area (ft^2)	4.33	4.33	4.33	5.67	5.67	5.67	5.67
Rows Deep/Fins per Inch	4/14	4/14	4/14	4/14	4/14	4/14	4/14
Piston Size (Cooling)	0.068	0.068	0.068	0.072	0.072	0.072	0.072
Filter Size (ft^2)	4.2	4.2	4.2	4.7	4.7	4.7	4.7
Drain Size (NPT)	¾”	¾”	¾”	¾”	¾”	¾”	¾”
Refrigerant Charge (oz.)	70	70	70	81	99	81	99
Condenser Fan / Coil							
Horsepower - RPM	1/4 - 830	1/4 - 830	1/4 - 830	1/4 - 1100	1/4 - 1100	1/4 - 1100	1/4 - 1100
Diameter / # of Blades	22” / 3	22” / 3	22” / 3	22” / 3	22” / 3	22” / 3	22” / 3
Outdoor Nominal CFM	2,400	2,400	2,400	3,500	3,500	3,500	3,500
Face Area (ft^2)	8.8	8.8	8.8	11.32	15.36	11.32	15.36
Rows Deep/Fins per Inch	2/27	2/27	2/27	1/27	1/24	1/27	1/24
Compressor							
Quantity / Type	1 / Scroll	1 / Scroll	1 / Scroll	1 / Scroll	1 / Scroll	1 / Scroll	1 / Scroll
Stage	Single	Single	Single	Single	Single	Single	Single
Compressor RLA/LRA	16.7/79.0	16.7/79.0	16.7/79.0	17.9 / 112	17.9 / 112	17.9 / 112	17.9 / 112
Electrical Data							
Voltage-Phase (60 Hz)	208/230-1	208/230-1	208/230-1	208/230-1	208/230-1	208/230-1	208/230-1
Indoor Blower FLA/LRA	3.06/4.1	3.06/4.1	3.06/4.1	3.0 / 4.1	3.0 / 4.1	3.0 / 4.1	3.0 / 4.1
Outdoor Fan FLA/LRA	1.5 / 3.0	1.5 / 3.0	1.5 / 3.0	1.4/ 2.9	1.4/ 2.9	1.4/ 2.9	1.4/ 2.9
Total Unit Amps	21.2	21.2	21.2	22.3	22.3	22.3	22.3
Min. Circuit Ampacity	25.4	25.4	25.4	26.8	26.8	26.8	26.8
Max. Overcurrent Protection	40 amps	40 amps	40 amps	40 amps	40 amps	40 amps	40 amps
Entrance Size Power Supply	1⅛”	1⅛”	1⅛”	1⅛”	1⅛”	1⅛”	1⅛”
Entrance Size Control Voltage	⅞”	⅞”	⅞”	⅞”	⅞”	⅞”	⅞”
Operating / Ship Weights (lbs)	459 / 482	459 / 486	459 / 491	462 / 485	462 / 485	462 / 488	462 / 488

[1] Wire size should be determined in accordance with National Electrical Codes. Extensive wire runs will require larger wire sizes.
[2] Must use time-delay fuses or HACR-type circuit breakers of the same size as noted.
Note: Always check the S&R plate for electrical data on the unit being installed.

Specifications — APG1348-60

	APG1348 070M41D*	APG1348 090M41D*	APG1348 115M41D*	APG1360 090M41D*	APG1360 115M41D*	APG1360 140M41D*
Cooling Capacity						
Total BTU/h	46,000	46,000	46,000	57,000	57,000	57,000
Sensible BTU/h	36,700	36,700	36,700	43,800	43,800	43,800
SEER / EER	13.0 / 11.0	13.0 / 11.0	13.0 / 11.0	13.0 / 10.75	13.0 / 10.75	13.0 / 10.75
Decibels	80	80	80	80	80	80
AHRI Reference #s	5677912	5677912	5677912	5677963	5677963	5677963
Heating Capacity						
Input BTU/h	69,000	92,000	115,000	92,000	115,000	138,000
Output BTU/h	55,000	73,600	92,000	73,600	92,000	110,400
AFUE	80	80	80	80	80	80
Temperature Rise Range	35 - 65	45 - 75	45 - 75	45 - 75	45 - 75	45 - 75
No. of Burners	3	4	5	4	5	6
Orifice Size (Natural/Propane)	43 / 55	43 / 55	43 / 55	43 / 55	43 / 55	43 / 55
Evaporator Motor						
Type	EEM	EEM	EEM	EEM	EEM	EEM
Wheel (D x W)	11” x 10”	11” x 10”	11” x 10”	11” x 10”	11” x 10”	11” x 10”
Indoor Nominal CFM	1,550	1,550	1,550	1,750	1,750	1,750
Motor Speed Tap (Cooling)	T4	T4	T4	T4	T4	T4
RPM/Amps (Cooling)	1,050/5.8	1,050/5.8	1,050/5.8	1,050/7.6	1,050/7.6	1,050/7.6
Horsepower	3/4	3/4	3/4	1.0	1.0	1.0
Evaporator Coil						
Face Area (ft^2)	5.67	5.67	5.67	5.67	5.67	5.67
Rows Deep/Fins per Inch	4/14	4/14	4/14	4/14	4/14	4/14
Piston Size (Cooling)	0.076	0.076	0.076	0.086	0.086	0.086
Filter Size (ft^2)	5.1	5.1	5.1	6.3	6.3	6.3
Drain Size (NPT)	¾”	¾”	¾”	¾”	¾”	¾”
Refrigerant Charge (oz.)	87	87	87	91	91	91
Condenser Fan / Coil						
Horsepower - RPM	1/4 - 1100	1/4 - 1100	1/4 - 1100	1/4 - 1100	1/4 - 1100	1/4 - 1100
Diameter / # of Blades	22” / 3	22” / 3	22” / 3	22” / 3	22” / 3	22” / 3
Outdoor Nominal CFM	3,500	3,500	3,500	3,500	3,500	3,500
Face Area (ft^2)	8.8	8.8	8.8	11.32	12.32	13.32
Rows Deep/Fins per Inch	2/27	2/27	2/27	2/27	2/28	2/29
Compressor						
Quantity / Type	1 / Scroll	1 / Scroll	1 / Scroll	1 / Scroll	1 / Scroll	1 / Scroll
Stage	Single	Single	Single	Single	Single	Single
Compressor RLA/LRA	19.9/109	19.9/109	19.9/109	26.4 / 134	26.4 / 134	26.4 / 134
Electrical Data						
Voltage-Phase (60 Hz)	208/230-1	208/230-1	208/230-1	208/230-1	208/230-1	208/230-1
Indoor Blower FLA/LRA	5.8	5.8	5.8	7.6	7.6	7.6
Outdoor Fan FLA/LRA	1.4/ 2.9	1.4/ 2.9	1.4/ 2.9	1.4/ 2.9	1.4/ 2.9	1.4/ 2.9
Total Unit Amps	27.1	27.1	27.1	35.4	35.4	35.4
Min. Circuit Ampacity	32.1	32.1	32.1	42	42	42
Max. Overcurrent Protection	50 amps	50 amps	50 amps	60 amps	60 amps	60 amps
Entrance Size Power Supply	1⅛”	1⅛”	1⅛”	1⅛”	1⅛”	1⅛”
Entrance Size Control Voltage	⅞”	⅞”	⅞”	⅞”	⅞”	⅞”
Operating / Ship Weights (lbs)	464 / 487	464 / 492	464 / 497	466 / 495	466 / 500	466 / 505

[1] Wire size should be determined in accordance with National Electrical Codes. Extensive wire runs will require larger wire sizes.
[2] Must use time-delay fuses or HACR-type circuit breakers of the same size as noted.
Note: Always check the S&R plate for electrical data on the unit being installed.

Expanded Cooling Data — APG1324***M41**

			Outdoor Ambient Temperature																							
			65				75				85				95				105				115			
			Entering Indoor Wet Bulb Temperature																							
IDB	Airflow		59	63	67	71	59	63	67	71	59	63	67	71	59	63	67	71	59	63	67	71	59	63	67	71
70	890	MBh	23.5	24.4	26.7	-	23.0	23.8	26.1	-	22.4	23.2	25.5	-	21.9	22.7	24.8	-	20.8	21.5	23.6	-	19.3	20.0	21.9	-
		S/T	0.8	0.7	0.5	-	0.8	0.7	0.5	-	0.8	0.7	0.5	-	0.9	0.7	0.5	-	0.9	0.7	0.5	-	0.9	0.8	0.5	-
		ΔT	19	17	13	-	19	17	13	-	19	17	13	-	19	17	13	-	19	17	13	-	18	16	12	-
		kW	1.7	1.7	1.8	-	1.8	1.9	1.9	-	1.9	2.0	2.0	-	2.0	2.1	2.1	-	2.1	2.2	2.2	-	2.2	2.2	2.3	-
		Amps	6.7	6.8	7.0	-	7.1	7.3	7.5	-	7.7	7.9	8.1	-	8.2	8.4	8.6	-	8.7	8.9	9.1	-	9.2	9.4	9.7	-
		Hi Pr	243	262	276	-	273	294	310	-	310	334	353	-	353	380	402	-	398	428	452	-	439	473	499	-
		Lo Pr	112	119	130	-	119	126	138	-	123	131	143	-	129	138	150	-	136	144	158	-	140	149	163	-
	790	MBh	22.8	23.7	25.9	-	22.3	23.1	25.3	-	21.8	22.6	24.7	-	21.2	22.0	24.1	-	20.2	20.9	22.9	-	18.7	19.4	21.2	-
		S/T	0.8	0.6	0.4	-	0.8	0.6	0.4	-	0.8	0.7	0.5	-	0.8	0.7	0.5	-	0.9	0.7	0.5	-	0.9	0.7	0.5	-
		ΔT	20	17	13	-	20	17	13	-	20	18	13	-	20	18	13	-	20	17	13	-	19	16	12	-
		kW	1.7	1.7	1.8	-	1.8	1.8	1.9	-	1.9	2.0	2.0	-	2.0	2.1	2.1	-	2.1	2.1	2.2	-	2.2	2.2	2.3	-
		Amps	6.6	6.7	6.9	-	7.1	7.2	7.5	-	7.6	7.8	8.0	-	8.1	8.3	8.6	-	8.6	8.8	9.1	-	9.1	9.3	9.6	-
		Hi Pr	241	259	274	-	270	291	307	-	307	331	349	-	350	377	398	-	394	424	447	-	435	468	494	-
		Lo Pr	111	118	129	-	117	125	136	-	122	130	142	-	128	136	149	-	134	143	156	-	139	148	161	-
	690	MBh	21.1	21.8	23.9	-	20.6	21.3	23.4	-	20.1	20.8	22.8	-	19.6	20.3	22.3	-	18.6	19.3	21.1	-	17.3	17.9	19.6	-
		S/T	0.7	0.6	0.4	-	0.7	0.6	0.4	-	0.8	0.6	0.4	-	0.8	0.7	0.5	-	0.8	0.7	0.5	-	0.8	0.7	0.5	-
		ΔT	20	18	13	-	21	18	14	-	21	18	14	-	21	18	14	-	20	18	13	-	19	17	13	-
		kW	1.6	1.7	1.7	-	1.8	1.8	1.9	-	1.9	1.9	2.0	-	2.0	2.0	2.1	-	2.0	2.1	2.2	-	2.1	2.2	2.2	-
		Amps	6.4	6.6	6.8	-	6.9	7.1	7.3	-	7.4	7.6	7.8	-	7.9	8.1	8.3	-	8.4	8.6	8.8	-	8.8	9.0	9.3	-
		Hi Pr	233	251	265	-	262	282	298	-	298	321	339	-	339	365	386	-	382	411	434	-	422	454	479	-
		Lo Pr	108	115	125	-	114	121	132	-	118	126	137	-	124	132	144	-	130	139	151	-	135	143	157	-
75	890	MBh	23.9	24.6	26.7	28.6	23.4	24.1	26.0	27.9	22.8	23.5	25.4	27.3	22.2	22.9	24.8	26.6	21.1	21.8	23.6	25.3	19.6	20.2	21.8	23.4
		S/T	0.9	0.8	0.6	0.4	0.9	0.8	0.6	0.4	1.0	0.9	0.6	0.4	1.0	0.9	0.7	0.4	1.0	0.9	0.7	0.4	1.0	0.9	0.7	0.4
		ΔT	22	20	17	12	22	21	17	12	22	21	17	12	23	21	17	12	22	20	17	12	20	19	16	11
		kW	1.7	1.7	1.8	1.8	1.8	1.9	1.9	2.0	1.9	2.0	2.0	2.1	2.0	2.1	2.2	2.2	2.1	2.2	2.2	2.3	2.2	2.2	2.3	2.4
		Amps	6.7	6.9	7.1	7.3	7.2	7.4	7.6	7.8	7.8	7.9	8.2	8.5	8.3	8.4	8.7	9.0	8.7	8.9	9.2	9.6	9.2	9.4	9.7	10.1
		Hi Pr	246	264	279	291	276	297	313	327	313	337	356	371	357	384	406	423	402	432	456	476	444	478	504	526
		Lo Pr	113	121	132	140	120	127	139	148	124	132	145	154	131	139	152	162	137	146	159	170	142	151	165	175
	790	MBh	23.2	23.9	25.9	27.8	22.7	23.4	25.3	27.1	22.1	22.8	24.7	26.5	21.6	**22.2**	24.1	25.8	20.5	21.1	22.9	24.5	19.0	19.6	21.2	22.7
		S/T	0.9	0.8	0.6	0.4	0.9	0.8	0.6	0.4	0.9	0.8	0.6	0.4	0.9	**0.8**	0.6	0.4	1.0	0.9	0.7	0.4	1.0	0.9	0.7	0.4
		ΔT	23	21	17	12	23	22	18	12	23	22	18	12	24	**22**	18	12	23	21	18	12	22	20	16	11
		kW	1.7	1.7	1.8	1.8	1.8	1.9	1.9	2.0	1.9	2.0	2.0	2.1	2.0	**2.1**	2.1	2.2	2.1	2.2	2.2	2.3	2.2	2.2	2.3	2.4
		Amps	6.7	6.8	7.0	7.2	7.1	7.3	7.5	7.8	7.7	7.9	8.1	8.4	8.2	**8.4**	8.6	8.9	8.7	8.9	9.1	9.5	9.2	9.4	9.7	10.0
		Hi Pr	243	262	276	288	273	294	310	323	310	334	353	368	353	**380**	402	419	398	428	452	471	439	473	499	521
		Lo Pr	112	119	130	139	119	126	138	147	123	131	143	152	129	**138**	150	160	136	144	158	168	140	149	163	174
	690	MBh	21.4	22.1	23.9	25.6	20.9	21.6	23.3	25.0	20.4	21.0	22.8	24.4	19.9	20.5	22.2	23.8	18.9	19.5	21.1	22.7	17.5	18.1	19.6	21.0
		S/T	0.8	0.7	0.6	0.4	0.9	0.8	0.6	0.4	0.9	0.8	0.6	0.4	0.9	0.8	0.6	0.4	0.9	0.8	0.6	0.4	0.9	0.8	0.6	0.4
		ΔT	23	22	18	12	24	22	18	12	24	22	18	12	24	22	18	12	24	22	18	12	22	20	17	11
		kW	1.7	1.7	1.7	1.8	1.8	1.8	1.9	1.9	1.9	1.9	2.0	2.0	2.0	2.0	2.1	2.2	2.1	2.1	2.2	2.2	2.1	2.2	2.2	2.3
		Amps	6.5	6.6	6.8	7.1	7.0	7.1	7.3	7.6	7.5	7.7	7.9	8.2	8.0	8.2	8.4	8.7	8.5	8.6	8.9	9.2	8.9	9.1	9.4	9.7
		Hi Pr	236	254	268	280	265	285	301	314	301	324	342	357	343	369	390	406	386	415	438	457	426	459	484	505
		Lo Pr	109	116	126	135	115	122	134	142	120	127	139	148	126	134	146	155	132	140	153	163	136	145	158	168

IDB: Entering Indoor Dry Bulb Temperature

High and low pressures are measured at the liquid and suction access fittings.

Shaded area reflects ACCA (TVA) conditions.

kW = Total system power

Amps: Unit amps (comp.+ evaporator + condenser fan motors)

Expanded Cooling Data — APG1324***M41** (cont.)

			Outdoor Ambient Temperature																							
			65				75				85				95				105				115			
			Entering Indoor Wet Bulb Temperature																							
IDB	Airflow		59	63	67	71	59	63	67	71	59	63	67	71	59	63	67	71	59	63	67	71	59	63	67	71
80	890	MBh	24.3	24.9	26.6	28.4	23.8	24.3	26.0	27.7	23.2	23.7	25.3	27.1	22.6	23.1	24.7	26.4	21.5	22.0	23.5	25.1	19.9	20.4	21.8	23.3
		S/T	1.0	0.9	0.7	0.6	1.0	1.0	0.8	0.6	1.0	1.0	0.8	0.6	1.0	1.0	0.8	0.6	1.0	1.0	0.9	0.6	1.0	1.0	0.9	0.6
		ΔT	25	24	21	16	25	24	21	17	24	24	21	17	23	24	21	17	22	23	21	17	21	21	19	15
		kW	1.7	1.8	1.8	1.9	1.8	1.9	1.9	2.0	2.0	2.0	2.1	2.1	2.1	2.1	2.2	2.2	2.1	2.2	2.3	2.3	2.2	2.3	2.3	2.4
		Amps	6.8	6.9	7.1	7.4	7.3	7.4	7.6	7.9	7.8	8.0	8.3	8.5	8.3	8.5	8.8	9.1	8.8	9.0	9.3	9.6	9.3	9.5	9.8	10.2
		Hi Pr	248	267	282	294	278	300	316	330	317	341	360	375	361	388	410	427	406	437	461	481	448	482	509	531
		Lo Pr	115	122	133	142	121	129	141	150	126	134	146	156	132	141	153	163	138	147	161	171	143	152	166	177
	790	MBh	23.6	24.1	25.8	27.6	23.1	23.6	25.2	26.9	22.5	23.0	24.6	26.3	22.0	22.5	**24.0**	25.7	20.9	21.3	22.8	24.4	19.3	19.8	21.1	22.6
		S/T	0.9	0.9	0.7	0.5	1.0	0.9	0.7	0.6	1.0	0.9	0.8	0.6	1.0	1.0	**0.8**	0.6	1.0	1.0	0.8	0.6	1.0	1.0	0.8	0.6
		ΔT	26	25	21	17	26	25	22	17	26	25	22	17	26	25	**22**	17	24	25	22	17	23	23	20	16
		kW	1.7	1.7	1.8	1.8	1.8	1.9	1.9	2.0	1.9	2.0	2.0	2.1	2.0	2.1	**2.2**	2.2	2.1	2.2	2.2	2.3	2.2	2.2	2.3	2.4
		Amps	6.7	6.9	7.1	7.3	7.2	7.4	7.6	7.8	7.8	7.9	8.2	8.5	8.3	8.4	**8.7**	9.0	8.7	8.9	9.2	9.6	9.2	9.4	9.7	10.1
		Hi Pr	246	264	279	291	276	297	313	327	313	337	356	372	357	384	**406**	423	402	432	456	476	444	478	504	526
		Lo Pr	113	121	132	140	120	127	139	148	125	132	145	154	131	139	**152**	162	137	146	159	170	142	151	165	175
	690	MBh	21.8	22.3	23.8	25.5	21.3	21.8	23.3	24.9	20.8	21.3	22.7	24.3	20.3	20.7	22.2	23.7	19.3	19.7	21.0	22.5	17.9	18.2	19.5	20.8
		S/T	0.9	0.8	0.7	0.5	0.9	0.9	0.7	0.5	1.0	0.9	0.7	0.5	1.0	0.9	0.8	0.6	1.0	1.0	0.8	0.6	1.0	1.0	0.8	0.6
		ΔT	26	25	22	17	27	25	22	18	27	25	22	18	27	26	22	18	26	25	22	18	25	24	21	16
		kW	1.7	1.7	1.8	1.8	1.8	1.8	1.9	1.9	1.9	1.9	2.0	2.1	2.0	2.0	2.1	2.2	2.1	2.1	2.2	2.3	2.1	2.2	2.3	2.3
		Amps	6.5	6.7	6.9	7.1	7.0	7.2	7.4	7.6	7.6	7.7	8.0	8.3	8.0	8.2	8.5	8.8	8.5	8.7	9.0	9.3	9.0	9.2	9.5	9.8
		Hi Pr	238	256	271	282	267	288	304	317	304	327	346	360	346	373	394	410	390	419	443	462	430	463	489	510
		Lo Pr	110	117	128	136	116	124	135	144	121	128	140	149	127	135	147	157	133	141	154	164	138	146	160	170
85	890	MBh	24.8	25.2	26.4	28.2	24.2	24.7	25.8	27.6	23.6	24.1	25.2	26.9	23.0	23.5	24.6	26.2	21.9	22.3	23.4	24.9	20.3	20.7	21.6	23.1
		S/T	1.0	1.0	0.9	0.7	1.0	1.0	0.9	0.8	1.0	1.0	1.0	0.8	1.0	1.0	1.0	0.8	1.0	1.0	1.0	0.8	1.0	1.0	1.0	0.8
		ΔT	26	26	24	21	25	25	25	21	24	25	25	21	24	24	25	22	23	23	24	21	21	21	22	20
		kW	1.7	1.8	1.8	1.9	1.9	1.9	2.0	2.0	2.0	2.0	2.1	2.1	2.1	2.1	2.2	2.3	2.2	2.2	2.3	2.4	2.2	2.3	2.4	2.4
		Amps	6.8	7.0	7.2	7.4	7.3	7.5	7.7	8.0	7.9	8.1	8.3	8.6	8.4	8.6	8.9	9.2	8.9	9.1	9.4	9.7	9.4	9.6	9.9	10.3
		Hi Pr	251	270	285	297	281	303	319	333	320	344	363	379	364	392	414	432	410	441	466	486	453	487	514	537
		Lo Pr	116	123	134	143	122	130	142	151	127	135	148	157	133	142	155	165	140	149	162	173	145	154	168	179
	790	MBh	24.0	24.5	25.7	27.4	23.5	23.9	25.1	26.8	22.9	23.4	24.5	26.1	22.4	22.8	23.9	25.5	21.2	21.7	22.7	24.2	19.7	20.1	21.0	22.4
		S/T	1.0	0.9	0.9	0.7	1.0	1.0	0.9	0.7	1.0	1.0	0.9	0.7	1.0	1.0	0.9	0.8	1.0	1.0	1.0	0.8	1.0	1.0	1.0	0.8
		ΔT	27	27	26	22	27	27	26	22	27	27	26	22	26	27	26	23	25	25	26	22	23	23	24	21
		kW	1.7	1.8	1.8	1.9	1.8	1.9	1.9	2.0	2.0	2.0	2.1	2.1	2.1	2.1	2.2	2.2	2.1	2.2	2.3	2.3	2.2	2.3	2.3	2.4
		Amps	6.8	6.9	7.1	7.4	7.3	7.4	7.6	7.9	7.8	8.0	8.3	8.5	8.3	8.5	8.8	9.1	8.8	9.0	9.3	9.6	9.3	9.5	9.8	10.2
		Hi Pr	248	267	282	294	278	300	316	330	317	341	360	375	361	388	410	427	406	437	461	481	448	482	509	531
		Lo Pr	115	122	133	142	121	129	141	150	126	134	146	156	132	141	153	163	138	147	161	171	143	152	166	177
	690	MBh	22.2	22.6	23.7	25.3	21.7	22.1	23.1	24.7	21.2	21.6	22.6	24.1	20.6	21.0	22.0	23.5	19.6	20.0	20.9	22.3	18.2	18.5	19.4	20.7
		S/T	0.9	0.9	0.8	0.7	1.0	0.9	0.9	0.7	1.0	1.0	0.9	0.7	1.0	1.0	0.9	0.7	1.0	1.0	0.9	0.8	1.0	1.0	0.9	0.8
		ΔT	28	28	26	23	28	28	26	23	28	28	26	23	28	28	27	23	26	27	26	23	24	25	24	21
		kW	1.7	1.7	1.8	1.8	1.8	1.8	1.9	2.0	1.9	2.0	2.0	2.1	2.0	2.1	2.1	2.2	2.1	2.1	2.2	2.3	2.2	2.2	2.3	2.4
		Amps	6.6	6.7	6.9	7.2	7.1	7.2	7.5	7.7	7.6	7.8	8.0	8.3	8.1	8.3	8.6	8.9	8.6	8.8	9.1	9.4	9.1	9.3	9.6	9.9
		Hi Pr	241	259	273	285	270	291	307	320	307	330	349	364	350	376	397	415	393	423	447	466	435	468	494	515
		Lo Pr	111	118	129	137	117	125	136	145	122	130	142	151	128	136	149	158	134	143	156	166	139	148	161	172

IDB: Entering Indoor Dry Bulb Temperature

Shaded area reflects AHRI (TVA) conditions.

kW = Total system power

High and low pressures are measured at the liquid and suction access fittings.

Amps: Unit amps (comp.+ evaporator + condenser fan motors)

Expanded Cooling Data — APG1330***M41**

			Outdoor Ambient Temperature																							
			65				75				85				95				105				115			
			Entering Indoor Wet Bulb Temperature																							
IDB	Airflow		59	63	67	71	59	63	67	71	59	63	67	71	59	63	67	71	59	63	67	71	59	63	67	71
70	1125	MBh	28.0	29.0	31.8	-	27.4	28.4	31.1	-	26.7	27.7	30.3	-	26.1	27.0	29.6	-	24.8	25.7	28.1	-	22.9	23.8	26.1	-
		S/T	0.8	0.7	0.5	-	0.8	0.7	0.5	-	0.8	0.7	0.5	-	0.9	0.7	0.5	-	0.9	0.8	0.5	-	0.9	0.8	0.5	-
		ΔT	18	16	12	-	18	16	12	-	18	16	12	-	19	16	12	-	18	16	12	-	17	15	11	-
		kW	2.1	2.1	2.2	-	2.2	2.3	2.4	-	2.4	2.4	2.5	-	2.5	2.5	2.6	-	2.6	2.6	2.7	-	2.7	2.7	2.8	-
		Amps	7.7	7.9	8.1	-	8.3	8.5	8.7	-	8.9	9.1	9.4	-	9.5	9.7	10.0	-	10.1	10.3	10.7	-	10.7	10.9	11.3	-
		Hi Pr	238	256	271	-	267	288	304	-	304	327	345	-	346	373	393	-	390	419	443	-	430	463	489	-
		Lo Pr	114	122	133	-	121	129	140	-	126	134	146	-	132	140	153	-	138	147	161	-	143	152	166	-
	1000	MBh	27.2	28.2	30.9	-	26.6	27.5	30.2	-	25.9	26.9	29.5	-	25.3	26.2	28.7	-	24.0	24.9	27.3	-	22.3	23.1	25.3	-
		S/T	0.8	0.6	0.4	-	0.8	0.7	0.5	-	0.8	0.7	0.5	-	0.8	0.7	0.5	-	0.9	0.7	0.5	-	0.9	0.7	0.5	-
		ΔT	19	16	12	-	19	17	13	-	19	17	13	-	19	17	13	-	19	16	13	-	18	15	12	-
		kW	2.1	2.1	2.2	-	2.2	2.3	2.3	-	2.4	2.4	2.5	-	2.5	2.5	2.6	-	2.6	2.6	2.7	-	2.7	2.7	2.8	-
		Amps	7.6	7.8	8.0	-	8.2	8.4	8.6	-	8.9	9.1	9.4	-	9.4	9.7	10.0	-	10.0	10.2	10.6	-	10.6	10.8	11.2	-
		Hi Pr	236	254	268	-	265	285	301	-	301	324	342	-	343	369	390	-	386	415	438	-	426	459	484	-
		Lo Pr	113	120	131	-	120	127	139	-	124	132	144	-	131	139	152	-	137	146	159	-	142	151	164	-
	875	MBh	25.1	26.0	28.5	-	24.5	25.4	27.9	-	23.9	24.8	27.2	-	23.4	24.2	26.5	-	22.2	23.0	25.2	-	20.6	21.3	23.3	-
		S/T	0.7	0.6	0.4	-	0.8	0.6	0.4	-	0.8	0.6	0.4	-	0.8	0.7	0.5	-	0.8	0.7	0.5	-	0.8	0.7	0.5	-
		ΔT	19	17	13	-	20	17	13	-	20	17	13	-	20	17	13	-	19	17	13	-	18	16	12	-
		kW	2.0	2.1	2.1	-	2.2	2.2	2.3	-	2.3	2.3	2.4	-	2.4	2.5	2.5	-	2.5	2.6	2.6	-	2.6	2.6	2.7	-
		Amps	7.4	7.6	7.8	-	8.0	8.2	8.4	-	8.6	8.8	9.1	-	9.2	9.4	9.7	-	9.7	10.0	10.3	-	10.3	10.5	10.9	-
		Hi Pr	229	246	260	-	257	276	292	-	292	314	332	-	333	358	378	-	374	403	425	-	413	445	470	-
		Lo Pr	110	117	128	-	116	123	135	-	121	128	140	-	127	135	147	-	133	141	154	-	137	146	159	-
75	1125	MBh	28.5	29.3	31.8	34.1	27.8	28.7	31.0	33.3	27.2	28.0	30.3	32.5	26.5	27.3	29.5	31.7	25.2	25.9	28.1	30.1	23.3	24.0	26.0	27.9
		S/T	0.9	0.8	0.6	0.4	0.9	0.8	0.6	0.4	1.0	0.9	0.6	0.4	1.0	0.9	0.7	0.4	1.0	0.9	0.7	0.4	1.0	0.9	0.7	0.5
		ΔT	21	19	16	11	21	20	16	11	21	20	16	11	21	20	16	11	21	19	16	11	19	18	15	10
		kW	2.1	2.1	2.2	2.3	2.3	2.3	2.4	2.4	2.4	2.4	2.5	2.6	2.5	2.6	2.6	2.7	2.6	2.7	2.7	2.8	2.7	2.8	2.8	2.9
		Amps	7.8	7.9	8.2	8.5	8.3	8.5	8.8	9.1	9.0	9.2	9.5	9.9	9.6	9.8	10.1	10.5	10.2	10.4	10.8	11.2	10.8	11.0	11.4	11.8
		Hi Pr	241	259	273	285	270	291	307	320	307	330	349	364	350	376	397	415	393	423	447	466	435	468	494	515
		Lo Pr	116	123	134	143	122	130	142	151	127	135	147	157	133	142	155	165	140	149	162	173	144	154	168	179
	1000	MBh	27.7	28.5	30.8	33.1	27.0	27.8	30.1	32.3	26.4	27.2	29.4	31.6	25.7	**26.5**	28.7	30.8	24.5	25.2	27.3	29.2	22.7	23.3	25.2	27.1
		S/T	0.9	0.8	0.6	0.4	0.9	0.8	0.6	0.4	0.9	0.8	0.6	0.4	0.9	**0.8**	0.6	0.4	1.0	0.9	0.7	0.4	1.0	0.9	0.7	0.4
		ΔT	22	20	17	11	22	20	17	12	22	20	17	12	22	**21**	17	12	22	20	17	11	21	19	16	11
		kW	2.1	2.1	2.2	2.3	2.2	2.3	2.4	2.4	2.4	2.4	2.5	2.6	2.5	**2.5**	2.6	2.7	2.6	2.6	2.7	2.8	2.7	2.7	2.8	2.9
		Amps	7.7	7.9	8.1	8.4	8.3	8.5	8.7	9.0	8.9	9.1	9.4	9.8	9.5	**9.7**	10.1	10.4	10.1	10.3	10.7	11.1	10.7	10.9	11.3	11.7
		Hi Pr	238	256	271	282	267	288	304	317	304	327	346	360	346	**373**	394	410	390	419	443	462	430	463	489	510
		Lo Pr	114	122	133	141	121	129	140	149	126	134	146	155	132	**140**	153	163	138	147	161	171	143	152	166	177
	875	MBh	25.5	26.3	28.5	30.5	24.9	25.7	27.8	29.8	24.4	25.1	27.1	29.1	23.8	24.5	26.5	28.4	22.6	23.2	25.2	27.0	20.9	21.5	23.3	25.0
		S/T	0.8	0.7	0.6	0.4	0.9	0.8	0.6	0.4	0.9	0.8	0.6	0.4	0.9	0.8	0.6	0.4	0.9	0.8	0.6	0.4	1.0	0.9	0.6	0.4
		ΔT	22	21	17	12	23	21	17	12	23	21	17	12	23	21	17	12	22	21	17	12	21	19	16	11
		kW	2.0	2.1	2.1	2.2	2.2	2.2	2.3	2.4	2.3	2.4	2.4	2.5	2.4	2.5	2.6	2.6	2.5	2.6	2.7	2.7	2.6	2.7	2.7	2.8
		Amps	7.5	7.7	7.9	8.2	8.1	8.2	8.5	8.8	8.7	8.9	9.2	9.5	9.3	9.5	9.8	10.1	9.8	10.1	10.4	10.8	10.4	10.6	11.0	11.4
		Hi Pr	231	249	263	274	259	279	295	307	295	317	335	350	336	361	382	398	378	407	429	448	418	449	474	495
		Lo Pr	111	118	129	137	117	125	136	145	122	130	141	151	128	136	149	158	134	143	156	166	139	148	161	172

IDB: Entering Indoor Dry Bulb Temperature
High and low pressures are measured at the liquid and suction access fittings.

Shaded area reflects ACCA (TVA) conditions.

kW = Total system power
Amps: Unit amps (comp.+ evaporator + condenser fan motors)

Expanded Cooling Data — APG1330***M41** (cont.)

IDB	Airflow		Outdoor Ambient Temperature 65				75				85				95				105				115			
			Entering Indoor Wet Bulb Temperature																							
			59	63	67	71	59	63	67	71	59	63	67	71	59	63	67	71	59	63	67	71	59	63	67	71
80	1125	MBh	29.0	29.6	31.7	33.9	28.3	29.0	30.9	33.1	27.7	28.3	30.2	32.3	27.0	27.6	29.5	31.5	25.6	26.2	28.0	29.9	23.7	24.3	25.9	27.7
		S/T	1.0	0.9	0.8	0.6	1.0	1.0	0.8	0.6	1.0	1.0	0.8	0.6	1.0	1.0	0.8	0.6	1.0	1.0	0.9	0.6	1.0	1.0	0.9	0.6
		ΔT	24	22	20	16	23	23	20	16	23	23	20	16	22	23	20	16	21	21	20	16	19	20	18	15
		kW	2.1	2.2	2.2	2.3	2.3	2.3	2.4	2.5	2.4	2.5	2.5	2.6	2.5	2.6	2.7	2.7	2.6	2.7	2.8	2.9	2.7	2.8	2.9	3.0
		Amps	7.8	8.0	8.2	8.5	8.4	8.6	8.9	9.2	9.1	9.3	9.6	9.9	9.7	9.9	10.2	10.6	10.3	10.5	10.9	11.3	10.9	11.1	11.5	11.9
		Hi Pr	243	262	276	288	273	294	310	323	310	334	352	368	353	380	401	419	397	428	452	471	439	473	499	520
		Lo Pr	117	124	136	144	123	131	143	152	128	136	149	158	135	143	156	166	141	150	164	174	146	155	169	180
	1000	MBh	28.2	28.8	30.7	32.9	27.5	28.1	30.0	32.1	26.9	27.4	29.3	31.3	26.2	26.8	**28.6**	30.6	24.9	25.4	27.2	29.0	23.1	23.6	25.2	26.9
		S/T	0.9	0.9	0.7	0.5	1.0	0.9	0.7	0.6	1.0	0.9	0.8	0.6	1.0	1.0	**0.8**	0.6	1.0	1.0	0.8	0.6	1.0	1.0	0.8	0.6
		ΔT	24	23	20	16	25	24	21	16	25	24	21	16	24	24	**21**	17	23	23	20	16	21	22	19	15
		kW	2.1	2.1	2.2	2.3	2.3	2.3	2.4	2.4	2.4	2.4	2.5	2.6	2.5	2.6	**2.6**	2.7	2.6	2.7	2.7	2.8	2.7	2.8	2.8	2.9
		Amps	7.8	7.9	8.2	8.5	8.3	8.5	8.8	9.1	9.0	9.2	9.5	9.9	9.6	9.8	**10.1**	10.5	10.2	10.4	10.8	11.2	10.8	11.0	11.4	11.8
		Hi Pr	241	259	273	285	270	291	307	320	307	331	349	364	350	376	**398**	415	394	423	447	466	435	468	494	515
		Lo Pr	116	123	134	143	122	130	142	151	127	135	147	157	133	142	**155**	165	140	149	162	173	144	154	168	179
	875	MBh	26.0	26.6	28.4	30.3	25.4	25.9	27.7	29.6	24.8	25.3	27.1	28.9	24.2	24.7	26.4	28.2	23.0	23.5	25.1	26.8	21.3	21.7	23.2	24.8
		S/T	0.9	0.9	0.7	0.5	0.9	0.9	0.7	0.5	1.0	0.9	0.7	0.6	1.0	0.9	0.8	0.6	1.0	1.0	0.8	0.6	1.0	1.0	0.8	0.6
		ΔT	25	24	21	17	25	24	21	17	25	24	21	17	25	24	21	17	25	24	21	17	23	22	19	16
		kW	2.1	2.1	2.2	2.2	2.2	2.2	2.3	2.4	2.3	2.4	2.5	2.5	2.4	2.5	2.6	2.7	2.5	2.6	2.7	2.8	2.6	2.7	2.8	2.9
		Amps	7.6	7.7	8.0	8.2	8.1	8.3	8.6	8.9	8.8	9.0	9.3	9.6	9.4	9.6	9.9	10.2	9.9	10.2	10.5	10.9	10.5	10.7	11.1	11.5
		Hi Pr	233	251	265	277	262	282	298	310	298	321	339	353	339	365	386	402	382	411	434	452	422	454	479	500
		Lo Pr	112	119	130	139	118	126	137	146	123	131	143	152	129	137	150	160	135	144	157	168	140	149	163	173
85	1125	MBh	29.5	30.1	31.5	33.6	28.8	29.4	30.8	32.8	28.1	28.7	30.0	32.1	27.5	28.0	29.3	31.3	26.1	26.6	27.8	29.7	24.2	24.6	25.8	27.5
		S/T	1.0	1.0	0.9	0.7	1.0	1.0	0.9	0.8	1.0	1.0	1.0	0.8	1.0	1.0	1.0	0.8	1.0	1.0	1.0	0.8	1.0	1.0	1.0	0.8
		ΔT	24	25	23	20	24	24	24	20	23	23	24	20	22	23	24	21	21	22	23	20	20	20	21	19
		kW	2.1	2.2	2.2	2.3	2.3	2.3	2.4	2.5	2.4	2.5	2.6	2.6	2.5	2.6	2.7	2.8	2.6	2.7	2.8	2.9	2.7	2.8	2.9	3.0
		Amps	7.9	8.1	8.3	8.6	8.5	8.7	8.9	9.3	9.2	9.4	9.7	10.0	9.8	10.0	10.3	10.7	10.4	10.6	11.0	11.4	11.0	11.2	11.6	12.0
		Hi Pr	245	264	279	291	275	296	313	326	313	337	356	371	357	384	405	423	401	432	456	476	444	477	504	526
		Lo Pr	118	125	137	146	125	132	145	154	129	138	150	160	136	145	158	168	142	152	165	176	147	157	171	182
	1000	MBh	28.7	29.2	30.6	32.6	28.0	28.5	29.9	31.9	27.3	27.9	29.2	31.1	26.7	27.2	28.5	30.4	25.3	25.8	27.0	28.8	23.5	23.9	25.0	26.7
		S/T	1.0	1.0	0.9	0.7	1.0	1.0	0.9	0.7	1.0	1.0	0.9	0.7	1.0	1.0	0.9	0.8	1.0	1.0	1.0	0.8	1.0	1.0	1.0	0.8
		ΔT	26	26	24	21	26	26	25	21	25	26	25	21	25	25	25	21	23	24	24	21	22	22	23	20
		kW	2.1	2.2	2.2	2.3	2.3	2.3	2.4	2.5	2.4	2.5	2.5	2.6	2.5	2.6	2.7	2.7	2.6	2.7	2.8	2.9	2.7	2.8	2.9	3.0
		Amps	7.8	8.0	8.2	8.5	8.4	8.6	8.9	9.2	9.1	9.3	9.6	9.9	9.7	9.9	10.2	10.6	10.3	10.5	10.9	11.3	10.9	11.1	11.5	11.9
		Hi Pr	243	262	276	288	273	294	310	323	310	334	352	368	353	380	401	419	397	428	452	471	439	473	499	520
		Lo Pr	117	124	136	144	123	131	143	152	128	136	149	158	135	143	156	166	141	150	164	174	146	155	169	180
	875	MBh	26.4	27.0	28.2	30.1	25.8	26.3	27.6	29.4	25.2	25.7	26.9	28.7	24.6	25.1	26.3	28.0	23.4	23.8	25.0	26.6	21.7	22.1	23.1	24.7
		S/T	1.0	0.9	0.8	0.7	1.0	1.0	0.9	0.7	1.0	1.0	0.9	0.7	1.0	1.0	0.9	0.7	1.0	1.0	0.9	0.8	1.0	1.0	1.0	0.8
		ΔT	27	26	25	21	27	26	25	22	26	26	25	22	26	26	25	22	25	25	25	21	23	23	23	20
		kW	2.1	2.1	2.2	2.2	2.2	2.3	2.3	2.4	2.4	2.4	2.5	2.6	2.5	2.5	2.6	2.7	2.6	2.6	2.7	2.8	2.7	2.7	2.8	2.9
		Amps	7.6	7.8	8.0	8.3	8.2	8.4	8.6	8.9	8.9	9.1	9.3	9.7	9.4	9.7	10.0	10.3	10.0	10.2	10.6	11.0	10.6	10.8	11.2	11.6
		Hi Pr	236	254	268	279	265	285	301	314	301	324	342	357	343	369	389	406	386	415	438	457	426	458	484	505
		Lo Pr	113	120	131	140	120	127	139	148	124	132	144	154	131	139	152	161	137	146	159	169	141	151	164	175

IDB: Entering Indoor Dry Bulb Temperature

Shaded area reflects AHRI (TVA) conditions.

kW = Total system power

High and low pressures are measured at the liquid and suction access fittings.

Amps: Unit amps (comp.+ evaporator + condenser fan motors)

Expanded Cooling Data — APG1336***M41**

			Outdoor Ambient Temperature																							
			65				75				85				95				105				115			
			Entering Indoor Wet Bulb Temperature																							
IDB	Airflow		59	63	67	71	59	63	67	71	59	63	67	71	59	63	67	71	59	63	67	71	59	63	67	71
70	1350	MBh	35.1	36.4	39.8	-	34.3	35.5	38.9	-	33.4	34.7	38.0	-	32.6	33.8	37.1	-	31.0	32.1	35.2	-	28.7	29.8	32.6	-
		S/T	0.8	0.7	0.5	-	0.8	0.7	0.5	-	0.8	0.7	0.5	-	0.9	0.7	0.5	-	0.9	0.7	0.5	-	0.9	0.7	0.5	-
		ΔT	19	16	12	-	19	16	12	-	19	16	12	-	19	16	12	-	19	16	12	-	18	15	12	-
		kW	2.6	2.6	2.7	-	2.8	2.8	2.9	-	2.9	3.0	3.1	-	3.1	3.1	3.2	-	3.2	3.3	3.4	-	3.3	3.4	3.5	-
		Amps	11.1	11.3	11.6	-	11.8	12.1	12.4	-	12.7	12.9	13.3	-	13.4	13.7	14.1	-	14.1	14.4	14.9	-	14.9	15.2	15.6	-
		Hi Pr	249	268	283	-	280	301	318	-	318	343	362	-	363	390	412	-	408	439	463	-	451	485	512	-
		Lo Pr	111	119	129	-	118	125	137	-	122	130	142	-	129	137	149	-	135	143	156	-	139	148	162	-
	1200	MBh	34.1	35.3	38.7	-	33.3	34.5	37.8	-	32.5	33.7	36.9	-	31.7	32.8	36.0	-	30.1	31.2	34.2	-	27.9	28.9	31.7	-
		S/T	0.7	0.6	0.4	-	0.8	0.6	0.4	-	0.8	0.7	0.5	-	0.8	0.7	0.5	-	0.8	0.7	0.5	-	0.9	0.7	0.5	-
		ΔT	19	17	13	-	20	17	13	-	20	17	13	-	20	17	13	-	20	17	13	-	18	16	12	-
		kW	2.6	2.6	2.7	-	2.7	2.8	2.9	-	2.9	3.0	3.1	-	3.0	3.1	3.2	-	3.2	3.2	3.3	-	3.3	3.4	3.5	-
		Amps	11.0	11.2	11.5	-	11.7	12.0	12.3	-	12.6	12.8	13.2	-	13.3	13.6	14.0	-	14.0	14.3	14.7	-	14.8	15.1	15.5	-
		Hi Pr	247	266	281	-	277	298	315	-	315	339	358	-	359	386	408	-	404	435	459	-	446	480	507	-
		Lo Pr	110	117	128	-	117	124	135	-	121	129	141	-	127	135	148	-	133	142	155	-	138	147	160	-
	1050	MBh	31.4	32.6	35.7	-	30.7	31.8	34.9	-	30.0	31.1	34.0	-	29.2	30.3	33.2	-	27.8	28.8	31.5	-	25.7	26.7	29.2	-
		S/T	0.7	0.6	0.4	-	0.7	0.6	0.4	-	0.8	0.6	0.4	-	0.8	0.7	0.5	-	0.8	0.7	0.5	-	0.8	0.7	0.5	-
		ΔT	20	17	13	-	20	17	13	-	20	17	13	-	20	17	13	-	20	17	13	-	19	16	12	-
		kW	2.5	2.5	2.6	-	2.7	2.7	2.8	-	2.8	2.9	3.0	-	3.0	3.0	3.1	-	3.1	3.2	3.3	-	3.2	3.3	3.4	-
		Amps	10.8	11.0	11.3	-	11.5	11.7	12.0	-	12.3	12.5	12.9	-	13.0	13.3	13.6	-	13.7	14.0	14.4	-	14.4	14.7	15.1	-
		Hi Pr	240	258	272	-	269	289	305	-	306	329	347	-	348	375	396	-	392	422	445	-	433	466	492	-
		Lo Pr	107	114	124	-	113	120	131	-	118	125	136	-	123	131	143	-	129	138	150	-	134	142	155	-
75	1350	MBh	35.7	36.7	39.8	42.7	34.8	35.9	38.8	41.7	34.0	35.0	37.9	40.7	33.2	34.2	37.0	39.7	31.5	32.5	35.1	37.7	29.2	30.1	32.5	34.9
		S/T	0.9	0.8	0.6	0.4	0.9	0.8	0.6	0.4	0.9	0.8	0.6	0.4	1.0	0.9	0.7	0.4	1.0	0.9	0.7	0.4	1.0	0.9	0.7	0.4
		ΔT	22	20	16	11	22	20	16	11	22	20	16	11	22	20	17	11	21	20	16	11	20	19	15	11
		kW	2.6	2.6	2.7	2.8	2.8	2.8	2.9	3.0	3.0	3.0	3.1	3.2	3.1	3.2	3.3	3.4	3.2	3.3	3.4	3.5	3.3	3.4	3.5	3.6
		Amps	11.2	11.4	11.7	12.1	11.9	12.2	12.5	12.9	12.8	13.0	13.4	13.8	13.5	13.8	14.2	14.7	14.3	14.6	15.0	15.5	15.0	15.3	15.8	16.3
		Hi Pr	252	271	286	299	283	304	321	335	322	346	365	381	366	394	416	434	412	443	468	488	455	490	517	540
		Lo Pr	113	120	131	139	119	127	138	147	124	131	144	153	130	138	151	161	136	145	158	168	141	150	163	174
	1200	MBh	34.6	35.7	38.6	41.4	33.8	34.8	37.7	40.5	33.0	34.0	36.8	39.5	32.2	**33.2**	35.9	38.5	30.6	31.5	34.1	36.6	28.4	29.2	31.6	33.9
		S/T	0.8	0.8	0.6	0.4	0.9	0.8	0.6	0.4	0.9	0.8	0.6	0.4	0.9	**0.8**	0.6	0.4	1.0	0.9	0.7	0.4	1.0	0.9	0.7	0.4
		ΔT	22	21	17	12	23	21	17	12	23	21	17	12	23	**21**	17	12	23	21	17	12	21	19	16	11
		kW	2.6	2.6	2.7	2.8	2.8	2.8	2.9	3.0	2.9	3.0	3.1	3.2	3.1	**3.1**	3.2	3.3	3.2	3.3	3.4	3.5	3.3	3.4	3.5	3.6
		Amps	11.1	11.3	11.6	12.0	11.8	12.1	12.4	12.8	12.7	12.9	13.3	13.7	13.4	**13.7**	14.1	14.5	14.2	14.5	14.9	15.4	14.9	15.2	15.6	16.2
		Hi Pr	249	268	283	296	280	301	318	332	318	343	362	377	363	**390**	412	430	408	439	464	483	451	485	512	534
		Lo Pr	111	119	129	138	118	125	137	146	122	130	142	151	129	**137**	149	159	135	143	156	167	139	148	162	172
	1050	MBh	32.0	32.9	35.6	38.2	31.2	32.2	34.8	37.3	30.5	31.4	34.0	36.5	29.7	30.6	33.1	35.6	28.3	29.1	31.5	33.8	26.2	26.9	29.2	31.3
		S/T	0.8	0.7	0.6	0.4	0.8	0.8	0.6	0.4	0.9	0.8	0.6	0.4	0.9	0.8	0.6	0.4	0.9	0.8	0.6	0.4	0.9	0.8	0.6	0.4
		ΔT	23	21	17	12	23	21	17	12	23	21	17	12	23	21	18	12	23	21	17	12	21	20	16	11
		kW	2.5	2.6	2.6	2.7	2.7	2.8	2.8	2.9	2.9	2.9	3.0	3.1	3.0	3.1	3.2	3.3	3.1	3.2	3.3	3.4	3.2	3.3	3.4	3.5
		Amps	10.8	11.1	11.4	11.7	11.6	11.8	12.1	12.5	12.4	12.6	13.0	13.4	13.1	13.4	13.8	14.2	13.8	14.1	14.5	15.0	14.5	14.8	15.3	15.8
		Hi Pr	242	260	275	287	272	292	309	322	309	332	351	366	352	378	400	417	396	426	450	469	437	470	497	518
		Lo Pr	108	115	126	134	114	122	133	141	119	126	138	147	125	133	145	154	131	139	152	162	135	144	157	167

IDB: Entering Indoor Dry Bulb Temperature

Shaded area reflects ACCA (TVA) conditions.

kW = Total system power

High and low pressures are measured at the liquid and suction access fittings.

Amps: Unit amps (comp.+ evaporator + condenser fan motors)

Expanded Cooling Data — APG1336***M41** (cont.)

			Outdoor Ambient Temperature																							
			65				75				85				95				105				115			
			Entering Indoor Wet Bulb Temperature																							
IDB	Airflow		59	63	67	71	59	63	67	71	59	63	67	71	59	63	67	71	59	63	67	71	59	63	67	71
80	1350	MBh	36.3	37.1	39.6	42.4	35.5	36.2	38.7	41.4	34.6	35.4	37.8	40.4	33.8	34.5	36.9	39.4	32.1	32.8	35.0	37.4	29.7	30.4	32.4	34.7
		S/T	1.0	0.9	0.7	0.6	1.0	0.9	0.8	0.6	1.0	1.0	0.8	0.6	1.0	1.0	0.8	0.6	1.0	1.0	0.8	0.6	1.0	1.0	0.9	0.6
		ΔT	25	23	20	16	24	23	20	16	24	23	20	16	23	24	20	16	22	22	20	16	20	21	19	15
		kW	2.6	2.7	2.7	2.8	2.8	2.9	3.0	3.0	3.0	3.0	3.1	3.2	3.1	3.2	3.3	3.4	3.3	3.3	3.4	3.5	3.4	3.4	3.5	3.7
		Amps	11.3	11.5	11.8	12.2	12.0	12.3	12.6	13.0	12.9	13.1	13.5	13.9	13.6	13.9	14.3	14.8	14.4	14.7	15.1	15.6	15.1	15.4	15.9	16.4
		Hi Pr	255	274	289	302	286	307	325	338	325	350	369	385	370	398	420	438	416	448	473	493	460	495	523	545
		Lo Pr	114	121	132	141	120	128	140	149	125	133	145	154	131	140	152	162	137	146	160	170	142	151	165	176
	1200	MBh	35.3	36.0	38.5	41.1	34.4	35.2	37.6	40.2	33.6	34.3	36.7	39.2	32.8	33.5	**35.8**	38.3	31.2	31.8	34.0	36.4	28.9	29.5	31.5	33.7
		S/T	0.9	0.9	0.7	0.5	1.0	0.9	0.7	0.5	1.0	0.9	0.8	0.6	1.0	1.0	**0.8**	0.6	1.0	1.0	0.8	0.6	1.0	1.0	0.8	0.6
		ΔT	25	24	21	17	25	24	21	17	25	24	21	17	25	24	**21**	17	24	24	21	17	22	23	20	16
		kW	2.6	2.6	2.7	2.8	2.8	2.8	2.9	3.0	3.0	3.0	3.1	3.2	3.1	3.2	**3.3**	3.4	3.2	3.3	3.4	3.5	3.3	3.4	3.5	3.6
		Amps	11.2	11.4	11.7	12.1	11.9	12.2	12.5	12.9	12.8	13.0	13.4	13.8	13.5	13.8	**14.2**	14.7	14.3	14.6	15.0	15.5	15.0	15.3	15.8	16.3
		Hi Pr	252	271	286	299	283	304	321	335	322	346	365	381	366	394	**416**	434	412	443	468	488	455	490	517	540
		Lo Pr	113	120	131	139	119	127	138	147	124	132	144	153	130	138	**151**	161	136	145	158	168	141	150	163	174
	1050	MBh	32.5	33.2	35.5	38.0	31.8	32.5	34.7	37.1	31.0	31.7	33.9	36.2	30.3	30.9	33.0	35.3	28.8	29.4	31.4	33.6	26.6	27.2	29.1	31.1
		S/T	0.9	0.8	0.7	0.5	0.9	0.9	0.7	0.5	1.0	0.9	0.7	0.5	1.0	0.9	0.7	0.6	1.0	1.0	0.8	0.6	1.0	1.0	0.8	0.6
		ΔT	25	24	21	17	26	25	21	17	26	25	22	17	26	25	22	17	26	25	21	17	24	23	20	16
		kW	2.5	2.6	2.7	2.7	2.7	2.8	2.9	2.9	2.9	2.9	3.0	3.1	3.0	3.1	3.2	3.3	3.1	3.2	3.3	3.4	3.3	3.3	3.4	3.5
		Amps	10.9	11.1	11.4	11.8	11.6	11.9	12.2	12.6	12.5	12.7	13.1	13.5	13.2	13.5	13.9	14.3	13.9	14.2	14.6	15.1	14.6	14.9	15.4	15.9
		Hi Pr	244	263	278	290	274	295	312	325	312	336	354	370	355	382	404	421	400	430	454	474	442	475	502	523
		Lo Pr	109	116	127	135	115	123	134	143	120	128	139	148	126	134	146	156	132	140	153	163	137	145	159	169
85	1350	MBh	36.9	37.7	39.4	42.1	36.1	36.8	38.5	41.1	35.2	35.9	37.6	40.1	34.4	35.0	36.7	39.1	32.6	33.3	34.9	37.2	30.2	30.8	32.3	34.4
		S/T	1.0	1.0	0.9	0.7	1.0	1.0	0.9	0.7	1.0	1.0	0.9	0.8	1.0	1.0	1.0	0.8	1.0	1.0	1.0	0.8	1.0	1.0	1.0	0.8
		ΔT	25	25	24	21	25	25	24	21	24	24	24	21	23	24	24	21	22	23	24	21	21	21	22	19
		kW	2.6	2.7	2.8	2.9	2.8	2.9	3.0	3.1	3.0	3.1	3.2	3.3	3.1	3.2	3.3	3.4	3.3	3.3	3.5	3.6	3.4	3.5	3.6	3.7
		Amps	11.3	11.6	11.9	12.2	12.1	12.3	12.7	13.1	13.0	13.2	13.6	14.1	13.7	14.0	14.4	14.9	14.5	14.8	15.2	15.7	15.2	15.6	16.0	16.6
		Hi Pr	257	277	292	305	288	310	328	342	328	353	373	389	374	402	425	443	420	452	478	498	464	500	528	550
		Lo Pr	115	122	133	142	121	129	141	150	126	134	146	156	132	141	154	164	139	148	161	172	144	153	167	178
	1200	MBh	35.9	36.6	38.3	40.9	35.0	35.7	37.4	39.9	34.2	34.9	36.5	39.0	33.4	34.0	35.6	38.0	31.7	32.3	33.8	36.1	29.4	29.9	31.3	33.4
		S/T	1.0	0.9	0.8	0.7	1.0	1.0	0.9	0.7	1.0	1.0	0.9	0.7	1.0	1.0	0.9	0.8	1.0	1.0	1.0	0.8	1.0	1.0	1.0	0.8
		ΔT	27	26	25	21	27	27	25	22	26	27	25	22	26	26	25	22	24	25	25	22	22	23	23	20
		kW	2.6	2.7	2.7	2.8	2.8	2.9	3.0	3.0	3.0	3.0	3.1	3.2	3.1	3.2	3.3	3.4	3.3	3.3	3.4	3.5	3.4	3.4	3.5	3.7
		Amps	11.3	11.5	11.8	12.2	12.0	12.3	12.6	13.0	12.9	13.1	13.5	13.9	13.6	13.9	14.3	14.8	14.4	14.7	15.1	15.6	15.1	15.4	15.9	16.4
		Hi Pr	255	274	289	302	286	307	325	338	325	350	369	385	370	398	420	438	416	448	473	493	460	495	523	545
		Lo Pr	114	121	132	141	120	128	140	149	125	133	145	154	131	140	152	162	137	146	160	170	142	151	165	176
	1050	MBh	33.1	33.7	35.3	37.7	32.3	33.0	34.5	36.8	31.6	32.2	33.7	36.0	30.8	31.4	32.9	35.1	29.3	29.8	31.2	33.3	27.1	27.6	28.9	30.9
		S/T	0.9	0.9	0.8	0.7	1.0	0.9	0.8	0.7	1.0	1.0	0.9	0.7	1.0	1.0	0.9	0.7	1.0	1.0	0.9	0.8	1.0	1.0	0.9	0.8
		ΔT	27	27	25	22	27	27	26	22	28	27	26	22	27	27	26	22	26	26	25	22	24	24	24	21
		kW	2.6	2.6	2.7	2.8	2.7	2.8	2.9	3.0	2.9	3.0	3.1	3.2	3.0	3.1	3.2	3.3	3.2	3.2	3.3	3.5	3.3	3.4	3.5	3.6
		Amps	11.0	11.2	11.5	11.9	11.7	12.0	12.3	12.7	12.6	12.8	13.2	13.6	13.3	13.6	14.0	14.4	14.0	14.3	14.7	15.2	14.8	15.1	15.5	16.0
		Hi Pr	247	266	281	293	277	298	315	328	315	339	358	373	359	386	408	425	404	434	459	478	446	480	507	529
		Lo Pr	110	117	128	136	117	124	135	144	121	129	141	150	127	135	148	157	133	142	155	165	138	147	160	171

IDB: Entering Indoor Dry Bulb Temperature

Shaded area reflects AHRI (TVA) conditions.

kW = Total system power

High and low pressures are measured at the liquid and suction access fittings.

Amps: Unit amps (comp.+ evaporator + condenser fan motors)

Expanded Cooling Data — APG1342***M41**

			Outdoor Ambient Temperature																							
			65				75				85				95				105				115			
			Entering Indoor Wet Bulb Temperature																							
IDB	Airflow		59	63	67	71	59	63	67	71	59	63	67	71	59	63	67	71	59	63	67	71	59	63	67	71
70	1440	MBh	39.7	41.1	45.1	-	38.8	40.2	44.0	-	37.8	39.2	43.0	-	36.9	38.3	41.9	-	35.1	36.4	39.8	-	32.5	33.7	36.9	-
		S/T	0.8	0.6	0.4	-	0.8	0.7	0.5	-	0.8	0.7	0.5	-	0.8	0.7	0.5	-	0.9	0.7	0.5	-	0.9	0.7	0.5	-
		ΔT	19	17	13	-	20	17	13	-	20	17	13	-	20	17	13	-	19	17	13	-	18	16	12	-
		kW	2.9	3.0	3.1	-	3.1	3.2	3.3	-	3.3	3.4	3.5	-	3.5	3.5	3.7	-	3.6	3.7	3.8	-	3.7	3.8	3.9	-
		Amps	12.6	12.9	13.2	-	13.5	13.7	14.1	-	14.4	14.7	15.1	-	15.3	15.6	16.0	-	16.1	16.5	16.9	-	16.9	17.3	17.8	-
		Hi Pr	237	255	269	-	266	286	302	-	302	325	343	-	344	370	391	-	387	417	440	-	428	460	486	-
		Lo Pr	113	120	131	-	119	127	138	-	124	132	144	-	130	138	151	-	136	145	158	-	141	150	164	-
	1280	MBh	38.5	39.9	43.8	-	37.6	39.0	42.7	-	36.7	38.1	41.7	-	35.8	37.1	40.7	-	34.1	35.3	38.7	-	31.5	32.7	35.8	-
		S/T	0.7	0.6	0.4	-	0.8	0.6	0.4	-	0.8	0.6	0.4	-	0.8	0.7	0.5	-	0.8	0.7	0.5	-	0.8	0.7	0.5	-
		ΔT	20	17	13	-	20	18	13	-	20	18	13	-	21	18	14	-	20	18	13	-	19	16	12	-
		kW	2.9	3.0	3.0	-	3.1	3.2	3.3	-	3.3	3.4	3.5	-	3.4	3.5	3.6	-	3.6	3.7	3.8	-	3.7	3.8	3.9	-
		Amps	12.5	12.8	13.1	-	13.4	13.6	14.0	-	14.3	14.6	15.0	-	15.2	15.5	15.9	-	16.0	16.3	16.8	-	16.8	17.2	17.7	-
		Hi Pr	234	252	266	-	263	283	299	-	299	322	340	-	341	367	387	-	383	413	436	-	424	456	481	-
		Lo Pr	112	119	130	-	118	125	137	-	122	130	142	-	129	137	149	-	135	143	157	-	139	148	162	-
	1125	MBh	35.6	36.9	40.4	-	34.7	36.0	39.4	-	33.9	35.1	38.5	-	33.1	34.3	37.6	-	31.4	32.6	35.7	-	29.1	30.2	33.1	-
		S/T	0.7	0.6	0.4	-	0.7	0.6	0.4	-	0.7	0.6	0.4	-	0.8	0.6	0.4	-	0.8	0.7	0.5	-	0.8	0.7	0.5	-
		ΔT	20	18	13	-	21	18	14	-	21	18	14	-	21	18	14	-	21	18	14	-	19	17	13	-
		kW	2.8	2.9	3.0	-	3.0	3.1	3.2	-	3.2	3.3	3.4	-	3.4	3.4	3.5	-	3.5	3.6	3.7	-	3.6	3.7	3.8	-
		Amps	12.3	12.5	12.8	-	13.1	13.3	13.7	-	14.0	14.3	14.7	-	14.8	15.1	15.5	-	15.6	15.9	16.4	-	16.4	16.8	17.2	-
		Hi Pr	227	245	258	-	255	275	290	-	290	312	330	-	331	356	376	-	372	400	423	-	411	442	467	-
		Lo Pr	108	115	126	-	114	122	133	-	119	126	138	-	125	133	145	-	131	139	152	-	135	144	157	-
75	1440	MBh	40.4	41.6	45.0	48.3	39.4	40.6	43.9	47.2	38.5	39.6	42.9	46.0	37.5	38.7	41.8	44.9	35.7	36.7	39.7	42.7	33.0	34.0	36.8	39.5
		S/T	0.9	0.8	0.6	0.4	0.9	0.8	0.6	0.4	0.9	0.8	0.6	0.4	1.0	0.9	0.6	0.4	1.0	0.9	0.7	0.4	1.0	0.9	0.7	0.4
		ΔT	22	21	17	12	23	21	17	12	23	21	17	12	23	21	17	12	23	21	17	12	21	19	16	11
		kW	3.0	3.0	3.1	3.2	3.2	3.2	3.3	3.4	3.3	3.4	3.5	3.6	3.5	3.6	3.7	3.8	3.6	3.7	3.8	3.9	3.8	3.8	4.0	4.1
		Amps	12.7	13.0	13.3	13.7	13.6	13.8	14.2	14.7	14.6	14.9	15.3	15.8	15.4	15.7	16.2	16.7	16.2	16.6	17.1	17.6	17.1	17.5	18.0	18.6
		Hi Pr	239	257	272	283	268	289	305	318	305	328	347	362	348	374	395	412	391	421	444	464	432	465	491	512
		Lo Pr	114	121	132	141	120	128	140	149	125	133	145	155	131	140	152	162	138	146	160	170	142	151	165	176
	1280	MBh	39.2	40.3	43.7	46.9	38.3	39.4	42.7	45.8	37.4	38.5	41.6	44.7	36.5	**37.5**	40.6	43.6	34.6	35.7	38.6	41.4	32.1	33.0	35.7	38.4
		S/T	0.8	0.7	0.6	0.4	0.9	0.8	0.6	0.4	0.9	0.8	0.6	0.4	0.9	**0.8**	0.6	0.4	0.9	0.8	0.6	0.4	1.0	0.9	0.6	0.4
		ΔT	23	21	18	12	24	22	18	12	24	22	18	12	24	**22**	18	12	23	22	18	12	22	20	17	11
		kW	2.9	3.0	3.1	3.2	3.1	3.2	3.3	3.4	3.3	3.4	3.5	3.6	3.5	**3.5**	3.7	3.8	3.6	3.7	3.8	3.9	3.7	3.8	3.9	4.0
		Amps	12.6	12.9	13.2	13.6	13.5	13.7	14.1	14.6	14.4	14.7	15.2	15.6	15.3	**15.6**	16.0	16.6	16.1	16.5	16.9	17.5	16.9	17.3	17.8	18.4
		Hi Pr	237	255	269	281	266	286	302	315	302	325	343	358	344	**370**	391	408	387	417	440	459	428	460	486	507
		Lo Pr	113	120	131	139	119	127	138	147	124	132	144	153	130	**138**	151	161	136	145	158	168	141	150	164	174
	1125	MBh	36.2	37.2	40.3	43.3	35.3	36.4	39.4	42.3	34.5	35.5	38.4	41.2	33.6	34.6	37.5	40.2	32.0	32.9	35.6	38.2	29.6	30.5	33.0	35.4
		S/T	0.8	0.7	0.5	0.3	0.8	0.7	0.6	0.4	0.8	0.8	0.6	0.4	0.9	0.8	0.6	0.4	0.9	0.8	0.6	0.4	0.9	0.8	0.6	0.4
		ΔT	24	22	18	12	24	22	18	12	24	22	18	12	24	22	18	13	24	22	18	12	22	20	17	12
		kW	2.9	2.9	3.0	3.1	3.1	3.1	3.2	3.3	3.2	3.3	3.4	3.5	3.4	3.5	3.6	3.7	3.5	3.6	3.7	3.8	3.6	3.7	3.8	4.0
		Amps	12.3	12.6	12.9	13.3	13.2	13.4	13.8	14.2	14.1	14.4	14.8	15.3	14.9	15.2	15.7	16.2	15.7	16.1	16.5	17.1	16.5	16.9	17.4	18.0
		Hi Pr	230	247	261	272	258	277	293	306	293	315	333	347	334	359	379	396	376	404	427	445	415	447	472	492
		Lo Pr	109	116	127	135	115	123	134	143	120	128	139	148	126	134	146	156	132	141	153	163	137	145	159	169

IDB: Entering Indoor Dry Bulb Temperature
High and low pressures are measured at the liquid and suction access fittings.

Shaded area reflects ACCA (TVA) conditions.

kW = Total system power
Amps: Unit amps (comp.+ evaporator + condenser fan motors)

Expanded Cooling Data — APG1342***M41** (cont.)

			Outdoor Ambient Temperature																							
			65				75				85				95				105				115			
			Entering Indoor Wet Bulb Temperature																							
IDB	Airflow		59	63	67	71	59	63	67	71	59	63	67	71	59	63	67	71	59	63	67	71	59	63	67	71
80	1440	MBh	41.1	42.0	44.8	47.9	40.1	41.0	43.8	46.8	39.2	40.0	42.8	45.7	38.2	39.0	41.7	44.6	36.3	37.1	39.6	42.4	33.6	34.4	36.7	39.2
		S/T	1.0	0.9	0.7	0.5	1.0	0.9	0.8	0.6	1.0	0.9	0.8	0.6	1.0	1.0	0.8	0.6	1.0	1.0	0.8	0.6	1.0	1.0	0.8	0.6
		ΔT	25	24	21	17	26	24	21	17	25	24	21	17	24	25	21	17	23	24	21	17	21	22	20	16
		kW	3.0	3.0	3.1	3.2	3.2	3.2	3.3	3.4	3.4	3.4	3.5	3.6	3.5	3.6	3.7	3.8	3.7	3.7	3.9	4.0	3.8	3.9	4.0	4.1
		Amps	12.8	13.1	13.4	13.8	13.7	13.9	14.3	14.8	14.7	15.0	15.4	15.9	15.5	15.8	16.3	16.8	16.4	16.7	17.2	17.8	17.2	17.6	18.1	18.7
		Hi Pr	242	260	275	286	271	292	308	321	308	332	350	365	351	378	399	416	395	425	449	468	436	470	496	517
		Lo Pr	115	122	133	142	121	129	141	150	126	134	147	156	133	141	154	164	139	148	161	172	144	153	167	178
	1280	MBh	39.9	40.8	43.5	46.5	39.0	39.8	42.5	45.5	38.0	38.9	41.5	44.4	37.1	37.9	40.5	43.3	35.2	36.0	38.5	41.1	32.6	33.4	35.6	38.1
		S/T	0.9	0.9	0.7	0.5	0.9	0.9	0.7	0.5	1.0	0.9	0.7	0.6	1.0	0.9	0.8	0.6	1.0	1.0	0.8	0.6	1.0	1.0	0.8	0.6
		ΔT	26	25	22	17	26	25	22	18	26	25	22	18	27	25	22	18	25	25	22	17	23	23	20	16
		kW	3.0	3.0	3.1	3.2	3.2	3.2	3.3	3.4	3.3	3.4	3.5	3.6	3.5	3.6	3.7	3.8	3.6	3.7	3.8	3.9	3.8	3.8	4.0	4.1
		Amps	12.7	13.0	13.3	13.7	13.6	13.8	14.2	14.7	14.6	14.9	15.3	15.8	15.4	15.7	16.2	16.7	16.2	16.6	17.1	17.6	17.1	17.5	18.0	18.6
		Hi Pr	239	257	272	284	268	289	305	318	305	329	347	362	348	374	395	412	391	421	444	464	432	465	491	512
		Lo Pr	114	121	132	141	120	128	140	149	125	133	145	155	131	140	152	162	138	146	160	170	142	151	165	176
	1125	MBh	36.8	37.6	40.2	43.0	36.0	36.7	39.3	42.0	35.1	35.9	38.3	41.0	34.2	35.0	37.4	40.0	32.5	33.2	35.5	38.0	30.1	30.8	32.9	35.2
		S/T	0.9	0.8	0.7	0.5	0.9	0.9	0.7	0.5	0.9	0.9	0.7	0.5	1.0	0.9	0.7	0.5	1.0	0.9	0.8	0.6	1.0	0.9	0.8	0.6
		ΔT	26	25	22	18	27	26	22	18	27	26	22	18	27	26	22	18	27	25	22	18	25	24	21	16
		kW	2.9	2.9	3.0	3.1	3.1	3.1	3.2	3.3	3.3	3.3	3.4	3.5	3.4	3.5	3.6	3.7	3.6	3.6	3.7	3.9	3.7	3.7	3.9	4.0
		Amps	12.4	12.7	13.0	13.4	13.3	13.5	13.9	14.3	14.2	14.5	14.9	15.4	15.0	15.3	15.8	16.3	15.9	16.2	16.7	17.2	16.7	17.0	17.5	18.1
		Hi Pr	232	250	264	275	260	280	296	309	296	319	336	351	337	363	383	400	379	408	431	450	419	451	476	497
		Lo Pr	110	117	128	137	117	124	135	144	121	129	141	150	127	135	148	157	133	142	155	165	138	147	160	171
85	1440	MBh	41.8	42.6	44.6	47.6	40.8	41.6	43.6	46.5	39.9	40.6	42.5	45.4	38.9	39.6	41.5	44.3	36.9	37.6	39.4	42.1	34.2	34.9	36.5	39.0
		S/T	1.0	1.0	0.9	0.7	1.0	1.0	0.9	0.7	1.0	1.0	0.9	0.7	1.0	1.0	1.0	0.8	1.0	1.0	1.0	0.8	1.0	1.0	1.0	0.8
		ΔT	27	26	25	21	26	27	25	22	25	26	25	22	25	25	25	22	24	24	25	22	22	22	23	20
		kW	3.0	3.1	3.1	3.2	3.2	3.3	3.4	3.5	3.4	3.5	3.6	3.7	3.6	3.6	3.7	3.9	3.7	3.8	3.9	4.0	3.8	3.9	4.0	4.1
		Amps	12.9	13.2	13.5	13.9	13.8	14.1	14.4	14.9	14.8	15.1	15.5	16.0	15.6	16.0	16.4	17.0	16.5	16.9	17.4	17.9	17.4	17.7	18.3	18.9
		Hi Pr	244	263	277	289	274	295	311	325	311	335	354	369	355	382	403	420	399	429	453	473	441	474	501	523
		Lo Pr	116	124	135	144	123	130	142	152	127	136	148	158	134	142	156	166	140	149	163	174	145	154	169	180
	1280	MBh	40.6	41.4	43.3	46.2	39.6	40.4	42.3	45.1	38.7	39.4	41.3	44.1	37.7	38.5	40.3	43.0	35.9	36.6	38.3	40.8	33.2	33.9	35.5	37.8
		S/T	1.0	0.9	0.8	0.7	1.0	1.0	0.9	0.7	1.0	1.0	0.9	0.7	1.0	1.0	0.9	0.7	1.0	1.0	0.9	0.8	1.0	1.0	1.0	0.8
		ΔT	28	27	26	22	28	28	26	23	28	28	26	23	27	28	26	23	26	26	26	22	24	24	24	21
		kW	3.0	3.0	3.1	3.2	3.2	3.2	3.3	3.4	3.4	3.4	3.5	3.6	3.5	3.6	3.7	3.8	3.7	3.7	3.9	4.0	3.8	3.9	4.0	4.1
		Amps	12.8	13.1	13.4	13.8	13.7	13.9	14.3	14.8	14.7	15.0	15.4	15.9	15.5	15.8	16.3	16.8	16.4	16.7	17.2	17.8	17.2	17.6	18.1	18.7
		Hi Pr	242	260	275	286	271	292	308	321	308	332	350	365	351	378	399	416	395	425	449	468	436	470	496	517
		Lo Pr	115	122	133	142	121	129	141	150	126	134	147	156	133	141	154	164	139	148	161	172	144	153	167	178
	1125	MBh	37.5	38.2	40.0	42.7	36.6	37.3	39.1	41.7	35.7	36.4	38.1	40.7	34.8	35.5	37.2	39.7	33.1	33.7	35.3	37.7	30.7	31.3	32.7	34.9
		S/T	0.9	0.9	0.8	0.6	1.0	0.9	0.8	0.7	1.0	0.9	0.8	0.7	1.0	1.0	0.9	0.7	1.0	1.0	0.9	0.7	1.0	1.0	0.9	0.7
		ΔT	28	28	26	23	28	28	26	23	28	28	26	23	28	28	27	23	27	28	26	23	25	26	25	21
		kW	2.9	3.0	3.0	3.1	3.1	3.2	3.3	3.4	3.3	3.4	3.5	3.6	3.4	3.5	3.6	3.7	3.6	3.7	3.8	3.9	3.7	3.8	3.9	4.0
		Amps	12.5	12.8	13.1	13.5	13.4	13.6	14.0	14.4	14.3	14.6	15.0	15.5	15.2	15.5	15.9	16.4	16.0	16.3	16.8	17.4	16.8	17.2	17.7	18.3
		Hi Pr	234	252	266	278	263	283	299	312	299	322	340	354	341	367	387	404	383	412	435	454	423	456	481	502
		Lo Pr	111	119	129	138	118	125	137	146	122	130	142	151	129	137	149	159	135	143	157	167	139	148	162	172

IDB: Entering Indoor Dry Bulb Temperature

Shaded area reflects AHRI (TVA) conditions.

kW = Total system power

High and low pressures are measured at the liquid and suction access fittings.

Amps: Unit amps (comp.+ evaporator + condenser fan motors)

Expanded Cooling Data — APG1348***M41**

			Outdoor Ambient Temperature																							
			65				75				85				95				105				115			
			Entering Indoor Wet Bulb Temperature																							
IDB	Airflow		59	63	67	71	59	63	67	71	59	63	67	71	59	63	67	71	59	63	67	71	59	63	67	71
70	1700	MBh	45.4	47.0	51.5	-	44.3	45.9	50.3	-	43.3	44.9	49.1	-	42.2	43.8	47.9	-	40.1	41.6	45.5	-	37.2	38.5	42.2	-
		S/T	0.8	0.7	0.5	-	0.8	0.7	0.5	-	0.8	0.7	0.5	-	0.9	0.7	0.5	-	0.9	0.7	0.5	-	0.9	0.7	0.5	-
		ΔT	19	17	13	-	19	17	13	-	19	17	13	-	20	17	13	-	19	17	13	-	18	16	12	-
		kW	3.3	3.3	3.4	-	3.5	3.6	3.7	-	3.7	3.8	3.9	-	3.9	4.0	4.1	-	4.0	4.1	4.3	-	4.2	4.3	4.4	-
		Amps	15.9	16.2	16.6	-	16.9	17.2	17.6	-	17.9	18.3	18.7	-	18.9	19.2	19.7	-	19.8	20.2	20.7	-	20.7	21.1	21.7	-
		Hi Pr	241	259	274	-	270	291	307	-	308	331	349	-	350	377	398	-	394	424	448	-	435	468	495	-
		Lo Pr	115	123	134	-	122	129	141	-	126	135	147	-	133	141	154	-	139	148	162	-	144	153	167	-
	1520	MBh	44.7	46.3	50.8	-	43.7	45.3	49.6	-	42.6	44.2	48.4	-	41.6	43.1	47.2	-	39.5	41.0	44.9	-	36.6	37.9	41.6	-
		S/T	0.7	0.6	0.4	-	0.8	0.6	0.4	-	0.8	0.7	0.5	-	0.8	0.7	0.5	-	0.9	0.7	0.5	-	0.9	0.7	0.5	-
		ΔT	20	17	13	-	20	18	13	-	20	18	13	-	21	18	14	-	20	18	13	-	19	16	12	-
		kW	3.3	3.3	3.4	-	3.5	3.6	3.7	-	3.7	3.8	3.9	-	3.9	3.9	4.1	-	4.0	4.1	4.2	-	4.2	4.2	4.4	-
		Amps	15.9	16.1	16.5	-	16.8	17.1	17.5	-	17.9	18.2	18.6	-	18.8	19.1	19.6	-	19.7	20.1	20.6	-	20.6	21.0	21.6	-
		Hi Pr	239	258	272	-	269	289	305	-	305	329	347	-	348	374	395	-	391	421	445	-	432	465	491	-
		Lo Pr	114	122	133	-	121	129	140	-	126	134	146	-	132	140	153	-	138	147	161	-	143	152	166	-
	1330	MBh	41.3	42.8	46.9	-	40.3	41.8	45.8	-	39.4	40.8	44.7	-	38.4	39.8	43.6	-	36.5	37.8	41.4	-	33.8	35.0	38.4	-
		S/T	0.7	0.6	0.4	-	0.7	0.6	0.4	-	0.8	0.6	0.4	-	0.8	0.7	0.5	-	0.8	0.7	0.5	-	0.8	0.7	0.5	-
		ΔT	21	18	14	-	21	18	14	-	21	18	14	-	21	18	14	-	21	18	14	-	19	17	13	-
		kW	3.2	3.3	3.3	-	3.4	3.5	3.6	-	3.6	3.7	3.8	-	3.8	3.9	4.0	-	3.9	4.0	4.1	-	4.1	4.1	4.3	-
		Amps	15.5	15.8	16.2	-	16.4	16.7	17.1	-	17.5	17.8	18.3	-	18.4	18.7	19.2	-	19.3	19.7	20.2	-	20.2	20.6	21.1	-
		Hi Pr	232	250	264	-	260	280	296	-	296	319	337	-	337	363	383	-	380	408	431	-	419	451	477	-
		Lo Pr	111	118	129	-	117	125	136	-	122	130	141	-	128	136	149	-	134	143	156	-	139	148	161	-
75	1700	MBh	46.2	47.5	51.4	55.2	45.1	46.4	50.2	53.9	44.0	45.3	49.0	52.6	42.9	44.2	47.8	51.4	40.8	42.0	45.5	48.8	37.8	38.9	42.1	45.2
		S/T	0.9	0.8	0.6	0.4	0.9	0.8	0.6	0.4	0.9	0.8	0.6	0.4	1.0	0.9	0.7	0.4	1.0	0.9	0.7	0.4	1.0	0.9	0.7	0.4
		ΔT	22	20	17	12	22	21	17	12	22	21	17	12	23	21	17	12	22	21	17	12	20	19	16	11
		kW	3.3	3.4	3.5	3.6	3.5	3.6	3.7	3.8	3.7	3.8	3.9	4.1	3.9	4.0	4.1	4.3	4.1	4.2	4.3	4.4	4.2	4.3	4.4	4.6
		Amps	16.0	16.3	16.7	17.2	17.0	17.3	17.7	18.2	18.1	18.4	18.9	19.4	19.0	19.4	19.9	20.5	20.0	20.3	20.9	21.5	20.9	21.3	21.9	22.6
		Hi Pr	243	262	277	289	273	294	310	324	311	334	353	368	354	381	402	419	398	428	452	472	440	473	500	521
		Lo Pr	116	124	135	144	123	131	143	152	128	136	148	158	134	143	156	166	141	150	163	174	145	155	169	180
	1520	MBh	45.5	46.8	50.7	54.4	44.4	45.7	49.5	53.1	43.4	44.6	48.3	51.9	42.3	**43.6**	47.1	50.6	40.2	41.4	44.8	48.1	37.2	38.3	41.5	44.5
		S/T	0.8	0.8	0.6	0.4	0.9	0.8	0.6	0.4	0.9	0.8	0.6	0.4	0.9	**0.8**	0.6	0.4	1.0	0.9	0.7	0.4	1.0	0.9	0.7	0.4
		ΔT	23	22	18	12	24	22	18	12	24	22	18	12	24	**22**	18	12	24	22	18	12	22	20	17	11
		kW	3.3	3.3	3.4	3.5	3.5	3.6	3.7	3.8	3.7	3.8	3.9	4.0	3.9	**4.0**	4.1	4.2	4.1	4.1	4.3	4.4	4.2	4.3	4.4	4.5
		Amps	16.0	16.2	16.6	17.1	16.9	17.2	17.6	18.1	18.0	18.3	18.8	19.3	18.9	**19.3**	19.8	20.4	19.9	20.2	20.8	21.4	20.8	21.2	21.8	22.4
		Hi Pr	242	260	275	287	271	292	308	321	308	332	351	366	351	**378**	399	416	395	425	449	468	437	470	496	518
		Lo Pr	116	123	134	143	122	130	142	151	127	135	147	157	133	**142**	155	165	140	149	162	173	144	154	168	179
	1330	MBh	42.0	43.2	46.8	50.2	41.0	42.2	45.7	49.0	40.0	41.2	44.6	47.9	39.0	40.2	43.5	46.7	37.1	38.2	41.3	44.4	34.4	35.4	38.3	41.1
		S/T	0.8	0.7	0.6	0.4	0.8	0.8	0.6	0.4	0.9	0.8	0.6	0.4	0.9	0.8	0.6	0.4	0.9	0.8	0.6	0.4	0.9	0.8	0.6	0.4
		ΔT	24	22	18	12	24	22	18	13	24	22	18	13	24	22	18	13	24	22	18	12	22	21	17	12
		kW	3.2	3.3	3.4	3.5	3.4	3.5	3.6	3.7	3.6	3.7	3.8	3.9	3.8	3.9	4.0	4.1	4.0	4.0	4.2	4.3	4.1	4.2	4.3	4.4
		Amps	15.6	15.9	16.3	16.7	16.6	16.8	17.3	17.7	17.6	17.9	18.4	18.9	18.5	18.9	19.4	19.9	19.4	19.8	20.3	20.9	20.3	20.7	21.3	21.9
		Hi Pr	234	252	266	278	263	283	299	312	299	322	340	355	341	367	387	404	383	413	436	454	424	456	481	502
		Lo Pr	112	119	130	139	118	126	138	146	123	131	143	152	129	138	150	160	135	144	157	168	140	149	163	173

IDB: Entering Indoor Dry Bulb Temperature

Shaded area reflects ACCA (TVA) conditions.

kW = Total system power

High and low pressures are measured at the liquid and suction access fittings.

Amps: Unit amps (comp.+ evaporator + condenser fan motors)

Expanded Cooling Data — APG1348***M41** (cont.)

			Outdoor Ambient Temperature																							
			65				75				85				95				105				115			
			Entering Indoor Wet Bulb Temperature																							
IDB	Airflow		59	63	67	71	59	63	67	71	59	63	67	71	59	63	67	71	59	63	67	71	59	63	67	71
80	1700	MBh	47.0	48.0	51.3	54.8	45.9	46.9	50.1	53.5	44.8	45.8	48.9	52.3	43.7	44.7	47.7	51.0	41.5	42.4	45.3	48.4	38.5	39.3	42.0	44.9
		S/T	1.0	0.9	0.7	0.6	1.0	0.9	0.8	0.6	1.0	1.0	0.8	0.6	1.0	1.0	0.8	0.6	1.0	1.0	0.8	0.6	1.0	1.0	0.9	0.6
		ΔT	25	24	21	16	25	24	21	17	24	24	21	17	24	24	21	17	22	23	21	17	21	21	19	15
		kW	3.3	3.4	3.5	3.6	3.6	3.6	3.7	3.9	3.8	3.8	4.0	4.1	4.0	4.0	4.2	4.3	4.1	4.2	4.3	4.5	4.2	4.3	4.5	4.6
		Amps	16.1	16.4	16.8	17.3	17.1	17.4	17.8	18.3	18.2	18.5	19.0	19.6	19.2	19.5	20.0	20.6	20.1	20.5	21.0	21.7	21.1	21.5	22.0	22.7
		Hi Pr	246	265	279	291	276	297	314	327	314	338	357	372	357	385	406	424	402	433	457	477	444	478	505	527
		Lo Pr	118	125	137	145	124	132	144	154	129	137	150	160	136	144	157	168	142	151	165	176	147	156	171	182
	1520	MBh	46.3	47.3	50.5	54.0	45.2	46.2	49.4	52.8	44.1	45.1	48.2	51.5	43.1	44.0	**47.0**	50.2	40.9	41.8	44.7	47.7	37.9	38.7	41.4	44.2
		S/T	0.9	0.9	0.7	0.5	1.0	0.9	0.7	0.6	1.0	0.9	0.8	0.6	1.0	1.0	**0.8**	0.6	1.0	1.0	0.8	0.6	1.0	1.0	0.8	0.6
		ΔT	26	25	22	17	26	25	22	18	26	25	22	18	26	26	**22**	18	25	25	22	17	23	23	20	16
		kW	3.3	3.4	3.5	3.6	3.5	3.6	3.7	3.8	3.7	3.8	3.9	4.1	3.9	4.0	**4.1**	4.3	4.1	4.2	4.3	4.4	4.2	4.3	4.4	4.6
		Amps	16.1	16.3	16.7	17.2	17.0	17.3	17.7	18.2	18.1	18.4	18.9	19.5	19.1	19.4	**19.9**	20.5	20.0	20.4	20.9	21.6	20.9	21.4	21.9	22.6
		Hi Pr	244	263	277	289	274	295	311	325	312	335	354	369	355	382	**403**	421	399	430	454	473	441	475	501	523
		Lo Pr	117	124	136	144	123	131	143	153	128	136	149	159	135	143	**156**	167	141	150	164	175	146	155	169	180
	1330	MBh	42.7	43.6	46.6	49.9	41.7	42.6	45.6	48.7	40.7	41.6	44.5	47.5	39.7	40.6	43.4	46.4	37.8	38.6	41.2	44.1	35.0	35.7	38.2	40.8
		S/T	0.9	0.8	0.7	0.5	0.9	0.9	0.7	0.5	1.0	0.9	0.7	0.5	1.0	0.9	0.8	0.6	1.0	1.0	0.8	0.6	1.0	1.0	0.8	0.6
		ΔT	27	25	22	18	27	26	22	18	27	26	22	18	27	26	23	18	27	26	22	18	25	24	21	17
		kW	3.2	3.3	3.4	3.5	3.5	3.5	3.6	3.7	3.7	3.7	3.8	4.0	3.8	3.9	4.0	4.2	4.0	4.1	4.2	4.3	4.1	4.2	4.3	4.5
		Amps	15.7	16.0	16.4	16.8	16.7	17.0	17.4	17.9	17.7	18.1	18.5	19.0	18.7	19.0	19.5	20.1	19.6	19.9	20.5	21.1	20.5	20.9	21.4	22.1
		Hi Pr	237	255	269	281	266	286	302	315	302	325	343	358	344	370	391	408	387	417	440	459	428	460	486	507
		Lo Pr	113	120	131	140	120	127	139	148	124	132	144	154	131	139	152	162	137	146	159	169	142	151	164	175
85	1700	MBh	47.8	48.7	51.0	54.4	46.7	47.6	49.8	53.2	45.6	46.5	48.7	51.9	44.5	45.3	47.5	50.6	42.2	43.1	45.1	48.1	39.1	39.9	41.8	44.6
		S/T	1.0	1.0	0.9	0.7	1.0	1.0	0.9	0.7	1.0	1.0	0.9	0.8	1.0	1.0	1.0	0.8	1.0	1.0	1.0	0.8	1.0	1.0	1.0	0.8
		ΔT	26	26	25	21	25	26	25	21	25	25	25	21	24	25	25	22	23	23	24	21	21	22	23	20
		kW	3.4	3.4	3.5	3.6	3.6	3.7	3.8	3.9	3.8	3.9	4.0	4.1	4.0	4.1	4.2	4.3	4.1	4.2	4.4	4.5	4.3	4.4	4.5	4.6
		Amps	16.2	16.5	16.9	17.4	17.2	17.5	18.0	18.5	18.3	18.7	19.1	19.7	19.3	19.7	20.2	20.8	20.3	20.6	21.2	21.8	21.2	21.6	22.2	22.9
		Hi Pr	248	267	282	294	279	300	317	330	317	341	360	376	361	388	410	428	406	437	461	481	449	483	510	532
		Lo Pr	119	126	138	147	125	133	146	155	130	139	151	161	137	146	159	169	143	153	167	177	148	158	172	184
	1520	MBh	47.1	48.0	50.3	53.6	46.0	46.9	49.1	52.4	44.9	45.8	47.9	51.1	43.8	44.7	46.8	49.9	41.6	42.4	44.4	47.4	38.5	39.3	41.2	43.9
		S/T	1.0	0.9	0.9	0.7	1.0	1.0	0.9	0.7	1.0	1.0	0.9	0.7	1.0	1.0	0.9	0.8	1.0	1.0	1.0	0.8	1.0	1.0	1.0	0.8
		ΔT	28	27	26	22	28	28	26	23	27	28	26	23	26	27	26	23	25	26	26	23	23	24	24	21
		kW	3.3	3.4	3.5	3.6	3.6	3.6	3.7	3.9	3.8	3.9	4.0	4.1	4.0	4.0	4.2	4.3	4.1	4.2	4.3	4.5	4.3	4.3	4.5	4.6
		Amps	16.2	16.5	16.8	17.3	17.1	17.4	17.9	18.4	18.2	18.6	19.0	19.6	19.2	19.6	20.1	20.7	20.2	20.5	21.1	21.7	21.1	21.5	22.1	22.8
		Hi Pr	247	265	280	292	277	298	314	328	315	339	358	373	358	386	407	425	403	434	458	478	446	479	506	528
		Lo Pr	118	125	137	146	125	132	145	154	129	138	150	160	136	145	158	168	142	152	165	176	147	157	171	182
	1330	MBh	43.5	44.3	46.4	49.5	42.5	43.3	45.3	48.4	41.4	42.2	44.2	47.2	40.4	41.2	43.2	46.0	38.4	39.2	41.0	43.7	35.6	36.3	38.0	40.5
		S/T	0.9	0.9	0.8	0.7	1.0	0.9	0.8	0.7	1.0	1.0	0.9	0.7	1.0	1.0	0.9	0.7	1.0	1.0	0.9	0.8	1.0	1.0	0.9	0.8
		ΔT	28	28	26	23	29	28	27	23	29	28	27	23	28	28	27	23	27	27	26	23	25	25	25	21
		kW	3.3	3.3	3.4	3.5	3.5	3.6	3.7	3.8	3.7	3.8	3.9	4.0	3.9	3.9	4.1	4.2	4.0	4.1	4.2	4.4	4.1	4.2	4.4	4.5
		Amps	15.8	16.1	16.5	17.0	16.8	17.1	17.5	18.0	17.9	18.2	18.6	19.2	18.8	19.1	19.6	20.2	19.7	20.1	20.6	21.2	20.6	21.0	21.6	22.3
		Hi Pr	239	257	272	284	268	289	305	318	305	329	347	362	348	374	395	412	391	421	445	464	432	465	491	512
		Lo Pr	114	122	133	141	121	129	140	149	126	134	146	155	132	140	153	163	138	147	161	171	143	152	166	177

IDB: Entering Indoor Dry Bulb Temperature

Shaded area reflects AHRI (TVA) conditions.

kW = Total system power

High and low pressures are measured at the liquid and suction access fittings.

Amps: Unit amps (comp.+ evaporator + condenser fan motors)

Expanded Cooling Data — APG1360***M41**

			Outdoor Ambient Temperature																							
			65				75				85				95				105				115			
			Entering Indoor Wet Bulb Temperature																							
IDB	Airflow		59	63	67	71	59	63	67	71	59	63	67	71	59	63	67	71	59	63	67	71	59	63	67	71
70	2035	MBh	56.3	58.4	64.0	-	55.0	57.0	62.5	-	53.7	55.7	61.0	-	52.4	54.3	59.5	-	49.8	51.6	56.5	-	46.1	47.8	52.4	-
		S/T	0.8	0.6	0.4	-	0.8	0.7	0.5	-	0.8	0.7	0.5	-	0.8	0.7	0.5	-	0.9	0.7	0.5	-	0.9	0.7	0.5	-
		ΔT	19	17	13	-	20	17	13	-	20	17	13	-	20	17	13	-	20	17	13	-	18	16	12	-
		kW	4.3	4.3	4.5	-	4.6	4.7	4.8	-	4.8	4.9	5.1	-	5.1	5.2	5.3	-	5.3	5.4	5.6	-	5.5	5.6	5.7	-
		Amps	18.0	18.4	18.9	-	19.2	19.6	20.2	-	20.7	21.1	21.7	-	21.9	22.3	23.0	-	23.1	23.6	24.3	-	24.3	24.9	25.6	-
		Hi Pr	241	260	274	-	271	291	308	-	308	331	350	-	351	377	399	-	395	425	448	-	436	469	495	-
		Lo Pr	109	116	127	-	115	123	134	-	120	127	139	-	126	134	146	-	132	140	153	-	136	145	158	-
	1810	MBh	54.7	56.7	62.1	-	53.4	55.4	60.7	-	52.2	54.1	59.2	-	50.9	52.7	57.8	-	48.3	50.1	54.9	-	44.8	46.4	50.9	-
		S/T	0.7	0.6	0.4	-	0.8	0.6	0.4	-	0.8	0.6	0.4	-	0.8	0.7	0.5	-	0.8	0.7	0.5	-	0.8	0.7	0.5	-
		ΔT	20	18	13	-	21	18	13	-	21	18	13	-	21	18	14	-	20	18	13	-	19	16	13	-
		kW	4.2	4.3	4.4	-	4.5	4.6	4.8	-	4.8	4.9	5.1	-	5.0	5.1	5.3	-	5.2	5.3	5.5	-	5.4	5.5	5.7	-
		Amps	17.9	18.2	18.7	-	19.1	19.5	20.0	-	20.5	20.9	21.5	-	21.7	22.2	22.8	-	22.9	23.4	24.1	-	24.1	24.7	25.4	-
		Hi Pr	239	257	272	-	268	289	305	-	305	328	346	-	347	374	395	-	391	420	444	-	432	465	491	-
		Lo Pr	108	115	125	-	114	121	132	-	119	126	138	-	125	132	145	-	131	139	152	-	135	144	157	-
	1590	MBh	50.5	52.3	57.3	-	49.3	51.1	56.0	-	48.1	49.9	54.7	-	47.0	48.7	53.3	-	44.6	46.2	50.7	-	41.3	42.8	46.9	-
		S/T	0.7	0.6	0.4	-	0.7	0.6	0.4	-	0.7	0.6	0.4	-	0.8	0.6	0.4	-	0.8	0.7	0.5	-	0.8	0.7	0.5	-
		ΔT	21	18	13	-	21	18	14	-	21	18	14	-	21	18	14	-	21	18	14	-	19	17	13	-
		kW	4.1	4.2	4.3	-	4.4	4.5	4.7	-	4.7	4.8	4.9	-	4.9	5.0	5.2	-	5.1	5.2	5.4	-	5.3	5.4	5.6	-
		Amps	17.5	17.8	18.3	-	18.6	19.0	19.6	-	20.0	20.4	21.0	-	21.2	21.6	22.3	-	22.4	22.8	23.5	-	23.5	24.0	24.8	-
		Hi Pr	232	249	263	-	260	280	296	-	296	318	336	-	337	363	383	-	379	408	431	-	419	451	476	-
		Lo Pr	105	111	122	-	111	118	129	-	115	122	134	-	121	129	140	-	127	135	147	-	131	139	152	-
75	2035	MBh	57.3	59.0	63.9	68.5	56.0	57.6	62.4	66.9	54.6	56.3	60.9	65.3	53.3	54.9	59.4	63.8	50.6	52.1	56.4	60.6	46.9	48.3	52.3	56.1
		S/T	0.9	0.8	0.6	0.4	0.9	0.8	0.6	0.4	0.9	0.8	0.6	0.4	1.0	0.9	0.6	0.4	1.0	0.9	0.7	0.4	1.0	0.9	0.7	0.4
		ΔT	23	21	17	12	23	21	17	12	23	21	17	12	23	21	17	12	23	21	17	12	21	19	16	11
		kW	4.3	4.4	4.5	4.6	4.6	4.7	4.8	5.0	4.9	5.0	5.1	5.3	5.1	5.2	5.4	5.6	5.3	5.4	5.6	5.8	5.5	5.6	5.8	6.0
		Amps	18.1	18.5	19.0	19.6	19.4	19.8	20.3	21.0	20.8	21.3	21.9	22.6	22.1	22.5	23.2	24.0	23.3	23.8	24.5	25.3	24.5	25.1	25.8	26.7
		Hi Pr	244	262	277	289	274	294	311	324	311	335	354	369	354	381	403	420	399	429	453	472	440	474	501	522
		Lo Pr	110	117	128	136	116	124	135	144	121	129	141	150	127	135	148	157	133	142	155	165	138	147	160	170
	1810	MBh	55.6	57.3	62.0	66.5	54.3	55.9	60.6	65.0	53.0	54.6	59.1	63.4	51.8	**53.3**	57.7	61.9	49.2	50.6	54.8	58.8	45.5	46.9	50.8	54.5
		S/T	0.8	0.7	0.6	0.4	0.9	0.8	0.6	0.4	0.9	0.8	0.6	0.4	0.9	**0.8**	0.6	0.4	0.9	0.8	0.6	0.4	1.0	0.9	0.6	0.4
		ΔT	23	22	18	12	24	22	18	12	24	22	18	12	24	**22**	18	12	24	22	18	12	22	20	17	11
		kW	4.3	4.3	4.5	4.6	4.6	4.7	4.8	5.0	4.8	4.9	5.1	5.3	5.1	**5.2**	5.3	5.5	5.3	5.4	5.6	5.7	5.5	5.6	5.7	5.9
		Amps	18.0	18.4	18.9	19.5	19.2	19.6	20.2	20.8	20.7	21.1	21.7	22.4	21.9	**22.4**	23.0	23.8	23.1	23.6	24.3	25.1	24.3	24.9	25.6	26.5
		Hi Pr	241	260	274	286	271	291	308	321	308	331	350	365	351	**378**	399	416	395	425	449	468	436	469	496	517
		Lo Pr	109	116	127	135	115	123	134	143	120	127	139	148	126	**134**	146	156	132	140	153	163	136	145	158	169
	1590	MBh	51.3	52.9	57.2	61.4	50.2	51.6	55.9	60.0	49.0	50.4	54.6	58.6	47.8	49.2	53.2	57.1	45.4	46.7	50.6	54.3	42.0	43.3	46.8	50.3
		S/T	0.8	0.7	0.5	0.3	0.8	0.7	0.6	0.4	0.8	0.8	0.6	0.4	0.9	0.8	0.6	0.4	0.9	0.8	0.6	0.4	0.9	0.8	0.6	0.4
		ΔT	24	22	18	12	24	22	18	13	24	22	18	13	24	22	18	13	24	22	18	12	22	21	17	12
		kW	4.2	4.3	4.4	4.5	4.5	4.6	4.7	4.8	4.7	4.8	5.0	5.1	5.0	5.1	5.2	5.4	5.2	5.3	5.4	5.6	5.3	5.4	5.6	5.8
		Amps	17.6	17.9	18.4	19.0	18.8	19.2	19.7	20.3	20.2	20.6	21.2	21.9	21.4	21.8	22.4	23.2	22.6	23.0	23.7	24.5	23.7	24.2	25.0	25.8
		Hi Pr	234	252	266	277	263	283	299	311	299	322	340	354	340	366	387	403	383	412	435	454	423	455	481	501
		Lo Pr	106	113	123	131	112	119	130	138	116	124	135	144	122	130	142	151	128	136	149	158	132	141	154	164

IDB: Entering Indoor Dry Bulb Temperature
High and low pressures are measured at the liquid and suction access fittings.

Shaded area reflects ACCA (TVA) conditions.

kW = Total system power
Amps: Unit amps (comp.+ evaporator + condenser fan motors)

Expanded Cooling Data — APG1360***M41** (cont.)

			Outdoor Ambient Temperature																							
			65				75				85				95				105				115			
			Entering Indoor Wet Bulb Temperature																							
IDB	Airflow		59	63	67	71	59	63	67	71	59	63	67	71	59	63	67	71	59	63	67	71	59	63	67	71
80	2035	MBh	58.3	59.6	63.7	68.1	57.0	58.2	62.2	66.5	55.6	56.8	60.7	64.9	54.3	55.4	59.2	63.3	51.5	52.7	56.3	60.1	47.7	48.8	52.1	55.7
		S/T	1.0	0.9	0.7	0.5	1.0	0.9	0.8	0.6	1.0	1.0	0.8	0.6	1.0	1.0	0.8	0.6	1.0	1.0	0.8	0.6	1.0	1.0	0.8	0.6
		ΔT	25	24	21	17	26	24	21	17	25	24	21	17	25	25	21	17	23	24	21	17	22	22	20	16
		kW	4.3	4.4	4.5	4.7	4.6	4.7	4.9	5.0	4.9	5.0	5.2	5.3	5.2	5.3	5.4	5.6	5.4	5.5	5.7	5.8	5.5	5.7	5.8	6.0
		Amps	18.3	18.7	19.2	19.8	19.5	19.9	20.5	21.2	21.0	21.4	22.0	22.8	22.2	22.7	23.4	24.2	23.5	24.0	24.7	25.6	24.7	25.3	26.0	26.9
		Hi Pr	246	265	280	292	276	297	314	327	314	338	357	372	358	385	407	424	403	433	458	477	445	479	506	527
		Lo Pr	111	118	129	138	118	125	137	145	122	130	142	151	128	137	149	159	135	143	156	166	139	148	162	172
	1810	MBh	56.6	57.9	61.8	66.1	55.3	56.5	60.4	64.5	54.0	55.2	58.9	63.0	52.7	53.8	**57.5**	61.5	50.0	51.1	54.6	58.4	46.3	47.4	50.6	54.1
		S/T	0.9	0.9	0.7	0.5	0.9	0.9	0.7	0.5	1.0	0.9	0.7	0.6	1.0	0.9	**0.8**	0.6	1.0	1.0	0.8	0.6	1.0	1.0	0.8	0.6
		ΔT	26	25	22	17	26	25	22	18	26	25	22	18	27	26	**22**	18	25	25	22	18	24	24	20	16
		kW	4.3	4.4	4.5	4.6	4.6	4.7	4.8	5.0	4.9	5.0	5.1	5.3	5.1	5.2	**5.4**	5.6	5.3	5.4	5.6	5.8	5.5	5.6	5.8	6.0
		Amps	18.1	18.5	19.0	19.6	19.4	19.8	20.3	21.0	20.8	21.3	21.9	22.6	22.1	22.5	**23.2**	24.0	23.3	23.8	24.5	25.3	24.5	25.1	25.8	26.7
		Hi Pr	244	262	277	289	274	294	311	324	311	335	354	369	354	381	**403**	420	399	429	453	473	440	474	501	522
		Lo Pr	110	117	128	136	116	124	135	144	121	129	141	150	127	135	**148**	157	133	142	155	165	138	147	160	170
	1590	MBh	52.3	53.4	57.1	61.0	51.0	52.2	55.7	59.6	49.8	50.9	54.4	58.2	48.6	49.7	53.1	56.7	46.2	47.2	50.4	53.9	42.8	43.7	46.7	49.9
		S/T	0.9	0.8	0.7	0.5	0.9	0.9	0.7	0.5	0.9	0.9	0.7	0.5	1.0	0.9	0.7	0.5	1.0	0.9	0.8	0.6	1.0	0.9	0.8	0.6
		ΔT	26	25	22	18	27	26	22	18	27	26	22	18	27	26	23	18	27	26	22	18	25	24	21	17
		kW	4.2	4.3	4.4	4.5	4.5	4.6	4.7	4.9	4.8	4.9	5.0	5.2	5.0	5.1	5.3	5.4	5.2	5.3	5.5	5.6	5.4	5.5	5.7	5.8
		Amps	17.7	18.1	18.6	19.2	18.9	19.3	19.9	20.5	20.3	20.8	21.3	22.0	21.5	22.0	22.6	23.4	22.7	23.2	23.9	24.7	23.9	24.4	25.2	26.0
		Hi Pr	236	255	269	280	265	286	302	315	302	325	343	358	344	370	391	407	387	416	439	458	427	460	486	506
		Lo Pr	107	114	124	132	113	120	131	140	117	125	136	145	123	131	143	152	129	137	150	160	134	142	155	165
85	2035	MBh	59.3	60.5	63.3	67.6	58.0	59.1	61.9	66.0	56.6	57.7	60.4	64.4	55.2	56.3	58.9	62.9	52.4	53.5	56.0	59.7	48.6	49.5	51.9	55.3
		S/T	1.0	1.0	0.9	0.7	1.0	1.0	0.9	0.7	1.0	1.0	0.9	0.8	1.0	1.0	1.0	0.8	1.0	1.0	1.0	0.8	1.0	1.0	1.0	0.8
		ΔT	27	26	25	22	26	27	25	22	26	26	25	22	25	25	25	22	24	24	25	22	22	22	23	20
		kW	4.4	4.4	4.6	4.7	4.7	4.8	4.9	5.1	5.0	5.1	5.2	5.4	5.2	5.3	5.5	5.6	5.4	5.5	5.7	5.9	5.6	5.7	5.9	6.1
		Amps	18.4	18.8	19.3	19.9	19.7	20.1	20.7	21.3	21.2	21.6	22.2	23.0	22.4	22.9	23.6	24.4	23.7	24.2	24.9	25.8	24.9	25.5	26.2	27.1
		Hi Pr	249	268	283	295	279	300	317	331	317	342	361	376	361	389	411	428	407	438	462	482	449	484	511	533
		Lo Pr	112	120	131	139	119	126	138	147	123	131	143	153	130	138	151	160	136	145	158	168	141	150	163	174
	1810	MBh	57.6	58.7	61.5	65.6	56.3	57.4	60.1	64.1	54.9	56.0	58.6	62.6	53.6	54.6	57.2	61.0	50.9	51.9	54.4	58.0	47.2	48.1	50.3	53.7
		S/T	1.0	0.9	0.8	0.7	1.0	1.0	0.9	0.7	1.0	1.0	0.9	0.7	1.0	1.0	0.9	0.7	1.0	1.0	0.9	0.8	1.0	1.0	1.0	0.8
		ΔT	28	27	26	22	28	28	26	23	28	28	26	23	27	28	26	23	26	26	26	23	24	24	24	21
		kW	4.3	4.4	4.5	4.7	4.6	4.7	4.9	5.0	4.9	5.0	5.2	5.3	5.2	5.3	5.4	5.6	5.4	5.5	5.7	5.8	5.5	5.7	5.8	6.0
		Amps	18.3	18.7	19.2	19.8	19.5	19.9	20.5	21.2	21.0	21.4	22.0	22.8	22.2	22.7	23.4	24.2	23.5	24.0	24.7	25.6	24.7	25.3	26.0	26.9
		Hi Pr	246	265	280	292	276	297	314	327	314	338	357	372	358	385	407	424	403	433	458	477	445	479	506	527
		Lo Pr	111	118	129	138	118	125	137	145	122	130	142	151	128	137	149	159	135	143	156	166	139	148	162	172
	1590	MBh	53.2	54.2	56.8	60.6	51.9	52.9	55.4	59.2	50.7	51.7	54.1	57.7	49.5	50.4	52.8	56.3	47.0	47.9	50.2	53.5	43.5	44.4	46.5	49.6
		S/T	0.9	0.9	0.8	0.6	1.0	0.9	0.8	0.7	1.0	0.9	0.9	0.7	1.0	1.0	0.9	0.7	1.0	1.0	0.9	0.7	1.0	1.0	0.9	0.7
		ΔT	28	28	26	23	29	28	27	23	29	28	27	23	29	28	27	23	27	28	26	23	25	26	25	21
		kW	4.2	4.3	4.4	4.6	4.5	4.6	4.8	4.9	4.8	4.9	5.0	5.2	5.0	5.1	5.3	5.5	5.2	5.3	5.5	5.7	5.4	5.5	5.7	5.9
		Amps	17.9	18.2	18.7	19.3	19.1	19.5	20.0	20.7	20.5	20.9	21.5	22.2	21.7	22.2	22.8	23.6	22.9	23.4	24.1	24.9	24.1	24.6	25.4	26.2
		Hi Pr	239	257	271	283	268	288	305	318	305	328	346	361	347	374	395	411	391	420	444	463	432	464	490	511
		Lo Pr	108	115	125	134	114	121	132	141	119	126	138	147	125	132	145	154	130	139	152	161	135	144	157	167

IDB: Entering Indoor Dry Bulb Temperature

Shaded area reflects AHRI (TVA) conditions.

kW = Total system power

High and low pressures are measured at the liquid and suction access fittings.

Amps: Unit amps (comp.+ evaporator + condenser fan motors)

Airflow Data for PSC Motors

APG13M— 2-Ton Models

Speed	High		Med		Low	
E.S.P.	CFM	Watts	CFM	Watts	CFM	Watts
0.1	1,190	380	850	230	600	150
0.2	1,140	360	830	220	570	140
0.3	1,080	350	765	215	510	130
0.4	1,025	340	715	210	450	125
0.5	975	330	660	205	380	120
0.6	920	310	610	195	---	---
0.7	830	300	---	---	---	---
0.8	730	290	---	---	---	---

APG13M— 2½-Ton Models

Speed	High		Med		Low	
E.S.P.	CFM	Watts	CFM	Watts	CFM	Watts
0.1	1,370	509	1,261	452	1,056	350
0.2	1,310	492	1,221	442	1,010	339
0.3	1,262	489	1,174	428	971	343
0.4	1,208	475	1,125	414	937	329
0.5	1,140	453	1,063	398	878	318
0.6	1,081	440	1,004	380	811	306
0.7	1,006	425	919	368	723	291
0.8	879	403	796	371	545	259

APG13M— 3-Ton Models

Speed	High		Med		Low	
E.S.P.	CFM	Watts	CFM	Watts	CFM	Watts
0.1	1,462	596	1,337	471	1,029	346
0.2	1,398	563	1,265	452	982	334
0.3	1,326	550	1,227	448	946	329
0.4	1,260	534	1,159	429	888	313
0.5	1,188	513	1,073	405	823	304
0.6	1,090	496	1,008	393	750	287
0.7	997	478	895	371	668	271
0.8	852	454	760	346	454	238

APG13M— 3½-Ton Models

Speed	High		Med		Low	
E.S.P.	CFM	Watts	CFM	Watts	CFM	Watts
0.1	1,575	585	1,450	480	1,100	340
0.2	1,515	565	1,390	460	1,040	325
0.3	1,430	550	1,300	445	1,000	320
0.4	1,340	525	1,215	425	925	305
0.5	1,240	505	1,115	395	860	290
0.6	1,130	465	1,030	375	800	275
0.7	1,010	450	945	350	690	255
0.8	910	430	860	335	---	---

Airflow Data for EEM Motors

APG13M– 4-Ton D* Models

Speed	T1 (Heating)		T2 (Heating)		T3 (Heating)		T4 (Cooling)		T5 (Cooling)	
E.S.P	CFM	Watts	CFM	Watts	CFM	Watts	CFM	Watts	CFM	Watts
0.1	---	---	---	---	---	---	---	---	---	---
0.2	892	104	1,088	183	1,401	310	1,624	400	1,704	433
0.3	824	112	1,024	191	1,345	318	1,573	408	1,655	440
0.4	756	120	960	199	1,289	326	1,522	416	1,606	448
0.5	687	128	897	207	1,233	333	1,472	424	1,558	456
0.6	619	135	833	214	1,176	341	1,421	431	1,509	464
0.7	551	143	770	222	1,120	349	1,370	439	1,460	472
0.8	482	151	706	230	1,064	357	1,319	447	1,411	480

APG13M– 5-Ton D* Models

Speed	T1 (Heating)		T2 (Heating)		T3 (Heating)		T4 (Cooling)		T5 (Cooling)	
E.S.P	CFM	Watts	CFM	Watts	CFM	Watts	CFM	Watts	CFM	Watts
0.1	1,100	97	1,445	305	1,762	496	1,878	566	2,080	688
0.2	1,050	105	1,396	313	1,713	504	1,829	574	2,031	696
0.3	1,001	113	1,346	321	1,664	512	1,780	582	1,982	704
0.4	952	121	1,297	329	1,615	521	1,730	590	1,932	712
0.5	903	129	1,248	337	1,566	529	1,681	598	1,883	720
0.6	854	137	1,199	345	1,516	537	1,632	607	1,834	728
0.7	804	145	1,149	353	1,467	545	1,583	615	1,785	736
0.8	755	153	1,100	361	1,418	553	1,534	623	1,736	745

Temperature Rise Range Chart

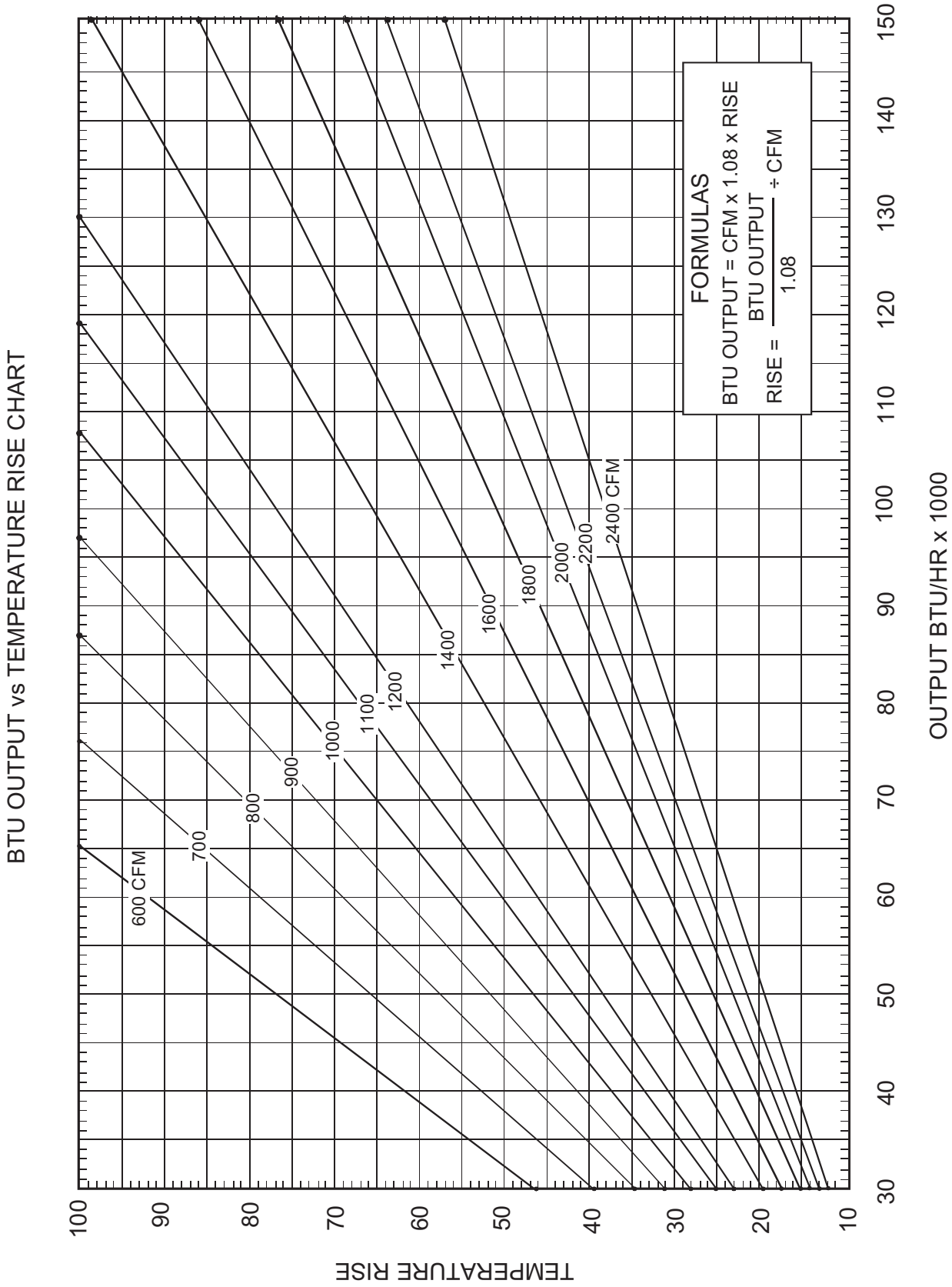

Dimensions

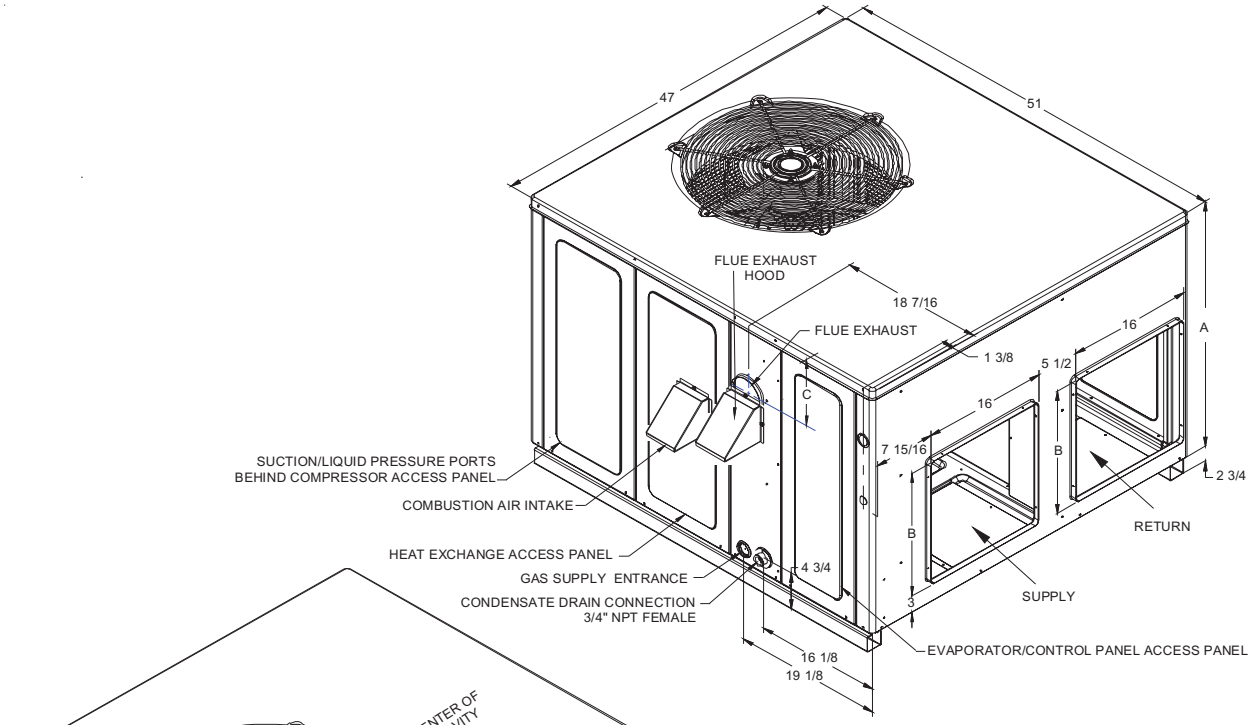

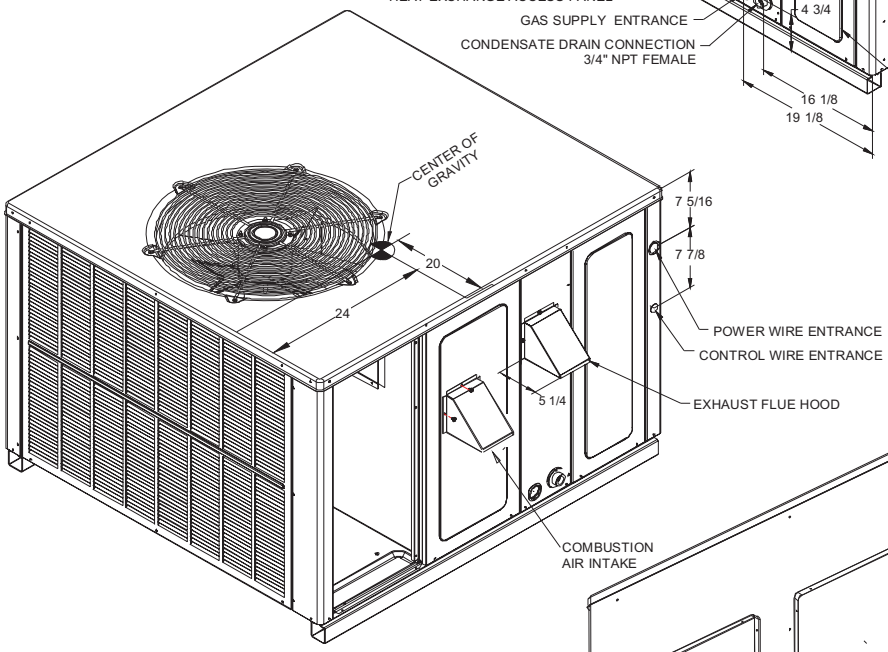

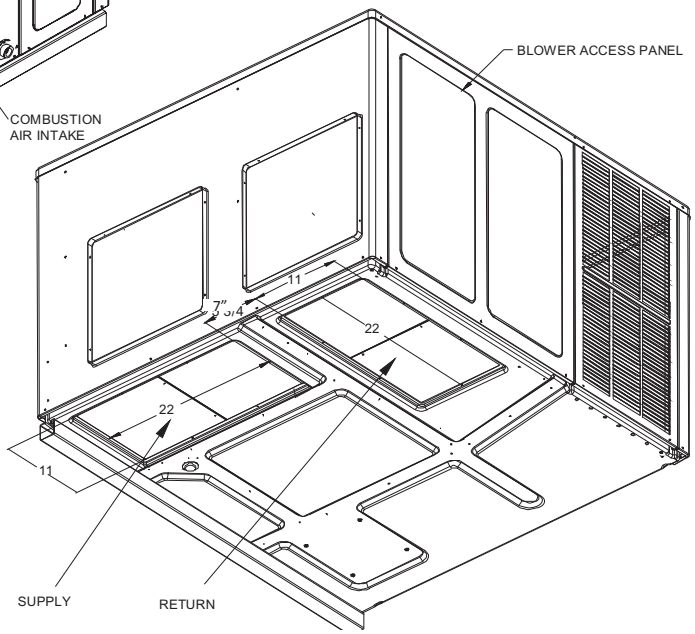

Model	Chassis Size	A	B
APG1324***M41**	Medium	32”	16”
APG1330***M41**	Medium	32”	16”
APG1336***M41**	Medium	32”	16”
APG1342***M41**	Large	40”	18”
APG1348***M41**	Large	40”	18”
APG1360***M41**	Large	40”	18”

WIRING DIAGRAM — APG1324-42M41

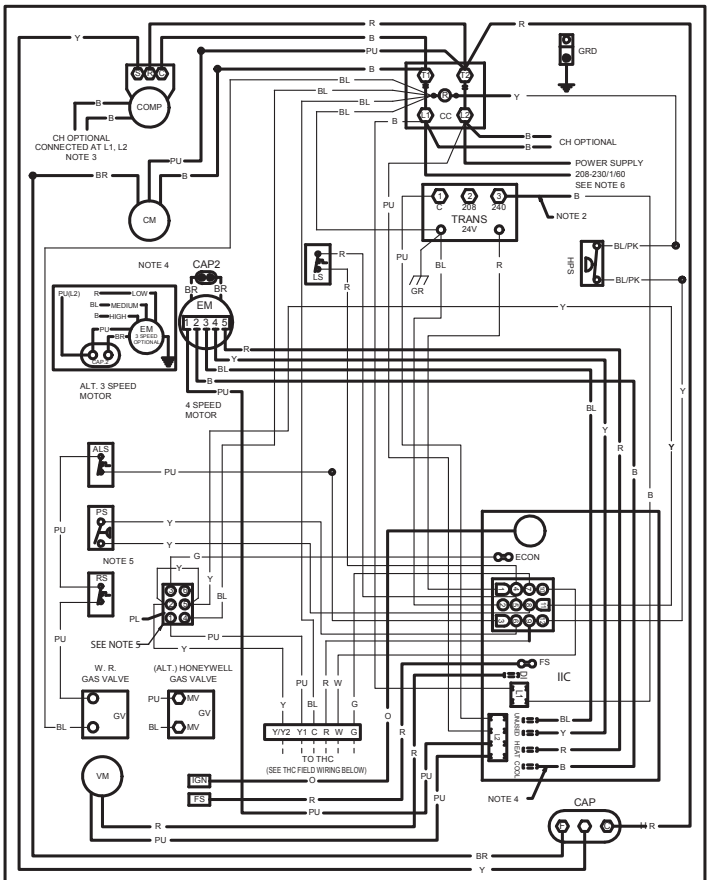

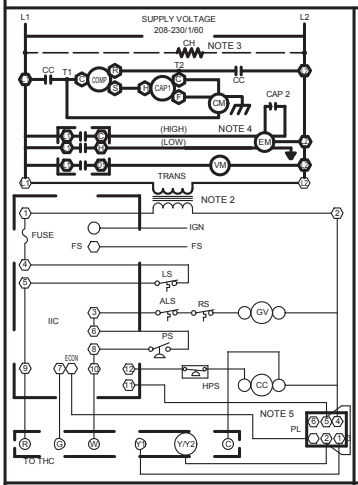

COMPONENT LEGEND

ALS AUXILLARY LIMIT SWITCH
CAP CAPACITOR
COMP COMPRESSOR
CM CONDENSER MOTOR
CC CONTACTOR
CH CRANKCASE HEATER
EM EVAPORATOR MOTOR
FS FLAME SENSOR
GV GAS VALVE
IIC INTEGRATED IGNITION CONTROL
IGN IGNITOR
LS LIMIT SWITCH
PL PLUG
PS PRESSURE SWITCH
RS ROLLOUT SWITCH
THC THERMOSTAT HEAT & COOL
TRANS TRANSFORMER
VM VENT MOTOR
HPS HIGH PRESSURE SWITCH

WIRE SPLICE
MARKED TERMINAL
UNMARKED TERMINAL

WIRING

LINE VOLTAGE
LOW VOLTAGE
FIELD INSTALLED POWER
FIELD INSTALLED CONTROL

WIRE CODE

B BLACK
BL BLUE
BR BROWN
G GREEN
O ORANGE
PK PINK
PU PURPLE
R RED
W WHITE
Y YELLOW
BL/PK BLUE/PINK

NOTES

1. REPLACEMENT WIRE MUST BE THE SAME SIZE AND TYPE OF INSULATION AS ORIGINAL.(USE COPPER CONDUCTOR ONLY).
2. FOR 208 VOLT TRANSFORMER OPERATION MOVE BLACK WIRE FROM TERMINAL 4 TO TERMINAL 2 ON TRANSFORMER.
3. CRANKCASE HEATER (OPTIONAL).
4. FOR DIFFERENT THAN FACTORY SPEED TAP, CHANGE COOLING SPEED AT COOL TERMINAL (IIC). CHANGE HEATING SPEED AT HEAT TERMINAL (IIC)

4 SPEED MOTOR	3 SPEED MOTOR
B - HIGH SPEED	B - HIGH SPEED
BL - MEDIUM HIGH SPEED	BL - MEDIUM SPEED
Y - MEDIUM LOW SPEED	R - LOW SPEED
R - LOW SPEED	

5. ACCESSORY ECONOMIZER PLUG ADJACENT TO BLOWER HOUSING IN RETURN AIR COMPARMENT.
6. USE COPPER WIRE

208-230/1/60

INSTALLER/SERVICEMAN

THE STATUS LIGHT ON THE FURNACE CONTROL MAY BE USED AS A GUIDE TO TROUBLESHOOTING THIS APPLIANCE. STATUS LIGHT CODES ARE AS FOLLOWS:

STATUS LIGHT	EQUIP. STATUS	CHECK
ON	NORMAL OPERATION	-
OFF	NO POWER OR INTERNAL CONTROL FAULT	CHECK INPUT POWER CHECK FUSE ON CONTROL REPLACE CONTROL
1 BLINK	IGNITION FAILURE OR OPEN ROLLOUT SWITCH OR OPEN AUX. LIMIT SWITCH	GAS FLOW GAS PRESSURE GAS VALVE FLAME SENSOR FLAME ROLLOUT BAD SWITCH AUX. LIMIT OPEN
2 BLINKS	PRESSURE SWITCH OPEN	CHECK PRESSURE SWITCH
3 BLINKS	PRESSURE SWITCH CLOSED WITHOUT INDUCER ON	CHECK PRESSURE SWITCH
4 BLINKS	OPEN LIMIT SWITCH	MAIN LIMIT OPEN BAD SWITCH
5 BLINKS	FALSE FLAME SENSED	STICKING GAS VALVE
6 BLINKS	COMPRESSOR OUTPUT DELAY	3 MIN. COMP ANTI-CYCLE TIMER

THC-FIELD WIRING

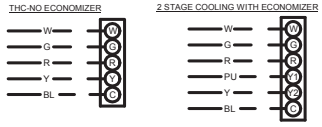

0140G01233 REV. A

High Voltage: Disconnect all power before servicing or installing this unit. Multiple power sources may be present. Failure to do so may cause property damage, personal injury, or death.

WARNING

Wiring is subject to change. Always refer to the wiring diagram or the unit for the most up-to-date wiring.

WIRING DIAGRAM — APG1348-60M41

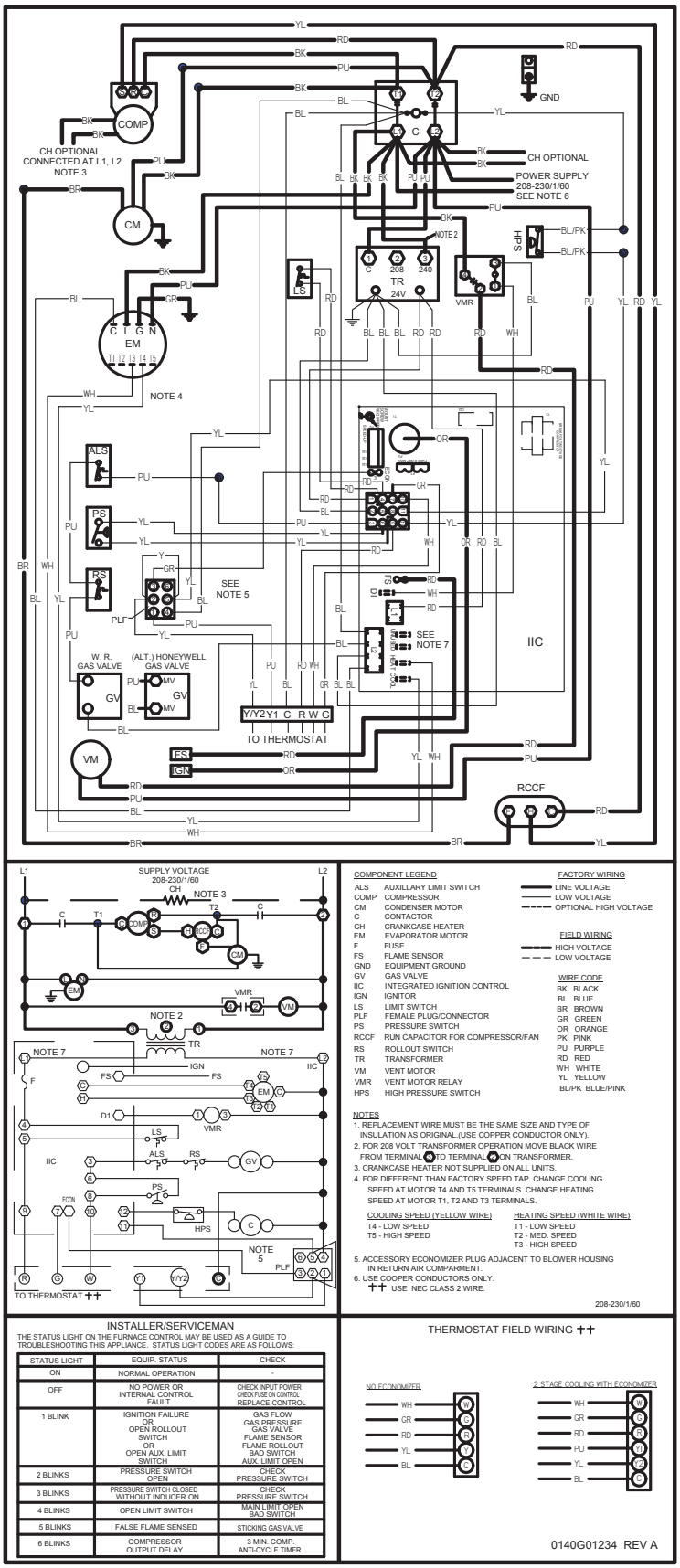

COMPONENT LEGEND

ALS	AUXILLARY LIMIT SWITCH
COMP	COMPRESSOR
CM	CONDENSER MOTOR
C	CONTACTOR
CH	CRANKCASE HEATER
EM	EVAPORATOR MOTOR
F	FUSE
FS	FLAME SENSOR
GND	EQUIPMENT GROUND
GV	GAS VALVE
IIC	INTEGRATED IGNITION CONTROL
IGN	IGNITOR
LS	LIMIT SWITCH
PLF	FEMALE PLUG/CONNECTOR
PS	PRESSURE SWITCH
RCCF	RUN CAPACITOR FOR COMPRESSOR/FAN
RS	ROLLOUT SWITCH
TR	TRANSFORMER
VM	VENT MOTOR
VMR	VENT MOTOR RELAY
HPS	HIGH PRESSURE SWITCH

FACTORY WIRING
- LINE VOLTAGE
- LOW VOLTAGE
- OPTIONAL HIGH VOLTAGE

FIELD WIRING
- HIGH VOLTAGE
- LOW VOLTAGE

WIRE CODE

BK	BLACK
BL	BLUE
BR	BROWN
GR	GREEN
OR	ORANGE
PK	PINK
PU	PURPLE
RD	RED
WH	WHITE
YL	YELLOW
BL/PK	BLUE/PINK

NOTES
1. REPLACEMENT WIRE MUST BE THE SAME SIZE AND TYPE OF INSULATION AS ORIGINAL.(USE COPPER CONDUCTOR ONLY).
2. FOR 208 VOLT TRANSFORMER OPERATION MOVE BLACK WIRE FROM TERMINAL 🅱 TO TERMINAL 🅰 ON TRANSFORMER.
3. CRANKCASE HEATER NOT SUPPLIED ON ALL UNITS.
4. FOR DIFFERENT THAN FACTORY SPEED TAP, CHANGE COOLING SPEED AT MOTOR T4 AND T5 TERMINALS. CHANGE HEATING SPEED AT MOTOR T1, T2 AND T3 TERMINALS.

COOLING SPEED (YELLOW WIRE)	HEATING SPEED (WHITE WIRE)
T4 - LOW SPEED	T1 - LOW SPEED
T5 - HIGH SPEED	T2 - MED. SPEED
	T3 - HIGH SPEED

5. ACCESSORY ECONOMIZER PLUG ADJACENT TO BLOWER HOUSING IN RETURN AIR COMPARMENT.
6. USE COOPER CONDUCTORS ONLY.

++ USE NEC CLASS 2 WIRE.

208-230/1/60

INSTALLER/SERVICEMAN

THE STATUS LIGHT ON THE FURNACE CONTROL MAY BE USED AS A GUIDE TO TROUBLESHOOTING THIS APPLIANCE. STATUS LIGHT CODES ARE AS FOLLOWS:

STATUS LIGHT	EQUIP. STATUS	CHECK
ON	NORMAL OPERATION	-
OFF	NO POWER OR INTERNAL CONTROL FAULT	CHECK INPUT POWER CHECK FUSE ON CONTROL REPLACE CONTROL
1 BLINK	IGNITION FAILURE OR OPEN ROLLOUT SWITCH OR OPEN AUX. LIMIT SWITCH	GAS FLOW GAS PRESSURE GAS VALVE FLAME SENSOR FLAME ROLLOUT BAD SWITCH AUX. LIMIT OPEN
2 BLINKS	PRESSURE SWITCH OPEN	CHECK PRESSURE SWITCH
3 BLINKS	PRESSURE SWITCH CLOSED WITHOUT INDUCER ON	CHECK PRESSURE SWITCH
4 BLINKS	OPEN LIMIT SWITCH	MAIN LIMIT OPEN BAD SWITCH
5 BLINKS	FALSE FLAME SENSED	STICKING GAS VALVE
6 BLINKS	COMPRESSOR OUTPUT DELAY	3 MIN. COMP. ANTI-CYCLE TIMER

THERMOSTAT FIELD WIRING ++

0140G01234 REV A

High Voltage: Disconnect all power before servicing or installing this unit. Multiple power sources may be present. Failure to do so may cause property damage, personal injury, or death.

WARNING

Wiring is subject to change. Always refer to the wiring diagram or the unit for the most up-to-date wiring.

Accessories

Description	Item Number	
	Medium Chassis	Large Chassis
Concentric Kit	CDK36	CDK4872
Downflow Economizer	PGED101/102	PGED103
Downflow Internal Filter Rack	PGFR101/102/103	PGFR101/102/103
Downflow Manual Damper	PGMDD101/102	PGMDD103
Downflow Motorized Damper	PGMDMD101/102	PGMDMD103
Downflow Square to Round	SQRPG101/102	SQRPG103
External Horizontal Filter Rack	GPGHFR101-103	GPGHFR101-103
Horizontal Duct Cover	20464501PDGK	20464502PDGK
Horizontal Economizer	PGEH101/102	PGEH103
Horizontal Manual Damper	PGMDH102	PGMDH103
Horizontal Motorized Damper	PGMDMH102	PGMDMH103
Horizontal Square to Round	SQRPGH101/102	SQRPGH103
LP Conversion Kit	LPT-03	LPT-03
Roof Curb	PGC101/102/103	PGC101/102/103

Amana® is a trademark of Maytag Corporation or its related companies and used under license to Goodman Company, L.P. All rights reserved. Our continuing commitment to quality products may mean a change in specifications without notice. © 2013 • Goodman Company, L.P. • Houston, Texas • Printed in the USA.